

US00D726794S

(12) **United States Design Patent**
Kang et al.

(10) **Patent No.:** **US D726,794 S**
(45) **Date of Patent:** **** Apr. 14, 2015**

(54) **RESISTANCE SPOT WELDING ELECTRODE**

(71) Applicant: **Korea Institute of Industrial Technology**, Chungcheongnam-do (KR)

(72) Inventors: **Mun Jin Kang**, Incheon (KR); **Dong Cheol Kim**, Incheon (KR); **Cheol Hee Kim**, Incheon (KR); **Hyun Jun Yun**, Gyeonggi-do (KR)

(73) Assignee: **Korea Institute of Industrial Technology**, Cheonan-si, Chungcheongnam-do (KR)

(**) Term: **14 Years**

(21) Appl. No.: **29/439,644**

(22) Filed: **Dec. 13, 2012**

(30) **Foreign Application Priority Data**

Jun. 14, 2012 (KR) 30-2012-0029118

(51) **LOC (10) Cl.** **15-09**

(52) **U.S. Cl.**

CPC **H01T 13/20** (2013.01); **H01T 13/02** (2013.01); **H01T 13/00** (2013.01)

USPC **D15/144.2**; D15/144

(58) **Field of Classification Search**

CPC B06B 1/00; B06B 2201/72; B06B 3/00; B29C 65/08; B01J 19/008; B01J 10/10; B23K 1/06; B23K 20/10; B23K 20/106; H01L 24/78; H01L 2224/48; H01L 2224/78; H01L 2924/01013; H01L 2924/01039; H01L 2924/01082; H01L 2924/00014; H01L 2924/01005; H01L 2924/01006; H01L 2924/01033

USPC 4/286, 288, 292, 496, 507-509, 541; 15/406; 29/890.141-890.143; 128/66; 156/73.1, 73.3, 580.1, 580.2; 165/95; 181/139, 142; 209/346, 365.1; 222/566; 228/1.1, 110.1; 239/428.5, 239/459, 525-528, 589, 602; 261/DIG. 75; 310/323.19, 325; 333/145; 604/22; D8/2, 70; D12/345; D15/144-144.2; D23/19, 34, 38, 41, 213, 223, 226

See application file for complete search history.

(56) **References Cited**

U.S. PATENT DOCUMENTS

2,440,463 A * 4/1948 Cornwall 219/119
D269,617 S * 7/1983 Nippert D15/144

(Continued)

FOREIGN PATENT DOCUMENTS

KR 300696516.0000 * 6/2013
KR 300696520.0000 * 6/2013

OTHER PUBLICATIONS

g_spotweld-pic-071.jpg [online]. www.basicwelding.org, 2012 [retrieved on Apr. 7, 2014]. Retrieved from the Internet: <URL: http://www.basicwelding.org/wp-content/uploads/2012/10/lg_spotweld-pic-071.jpg>.*

(Continued)

Primary Examiner — Deanna L Pratt

(74) *Attorney, Agent, or Firm* — Ladas & Parry LLP

(57) **CLAIM**

The ornamental design for a resistance spot welding electrode, as shown and described.

DESCRIPTION

FIG. 1 is a perspective view of our new design for a resistance spot welding electrode;

FIG. 2 is a front view of the resistance spot welding electrode shown in FIG. 1;

FIG. 3 is a rear view of the resistance spot welding electrode shown in FIG. 1;

FIG. 4 is a top view of the resistance spot welding electrode shown in FIG. 1;

FIG. 5 is a bottom view of the resistance spot welding electrode shown in FIG. 1;

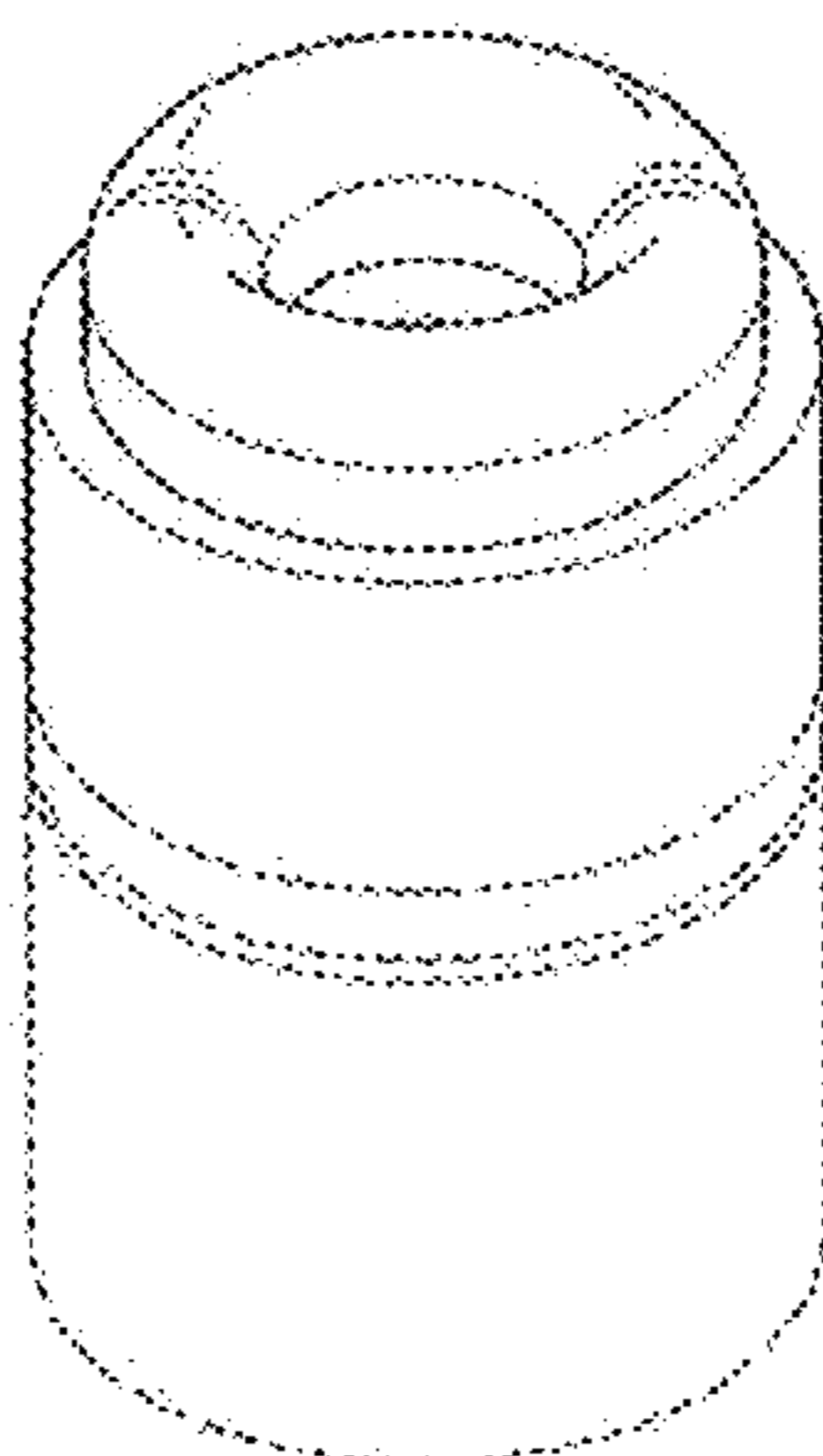
FIG. 6 is a left side view of the resistance spot welding electrode shown in FIG. 1;

FIG. 7 is a right side view of the resistance spot welding electrode shown in FIG. 1; and,

FIG. 8 is a cross-sectional view of the resistance spot welding electrode shown in FIG. 1.

The evenly-spaced broken lines illustrate portions of the resistance spot welding electrode which form no part of the claimed design. The dash-dot-dash-type broken line illustrates the boundary of the claim and forms no part thereof.

1 Claim, 4 Drawing Sheets



(56)

References Cited

U.S. PATENT DOCUMENTS

D290,165 S * 6/1987 Jacuzzi D23/213
 D290,807 S * 7/1987 Nippert D8/30
 D295,361 S * 4/1988 Grant et al. D8/30
 5,266,776 A * 11/1993 Boisvert et al. 219/121.39
 5,310,988 A * 5/1994 Couch et al. 219/121.52
 D362,860 S * 10/1995 Carkhuff D15/144
 D365,345 S * 12/1995 Carkhuff D15/144
 D371,058 S * 6/1996 Walters D8/30
 D384,682 S * 10/1997 Turner et al. D15/144
 D409,211 S * 5/1999 Hidaka D15/144
 D417,459 S * 12/1999 Shintani et al. D15/144
 D420,374 S * 2/2000 Zigliotto D15/144
 D446,530 S * 8/2001 Kuraoka et al. D15/144
 7,538,294 B2 * 5/2009 Scotchmer 219/119

7,828,462 B2 * 11/2010 Jensen et al. 362/249.02
 D636,002 S * 4/2011 Bruckner et al. D15/144
 D674,878 S * 1/2013 Jones et al. D23/213
 8,471,169 B2 * 6/2013 Mukae et al. 219/86.1
 D693,427 S * 11/2013 Jones et al. D23/213
 D719,200 S * 12/2014 Hassan D15/144

OTHER PUBLICATIONS

Cap Electrodes [online]. T.J. Snow Co., 2013 [retrieved on Apr. 7, 2014]. Retrieved from the Internet: <URL: http://www.tjsnow.com/supplies/centerline/centerline_electrodes.htm>.*

Atomizer Nozzle Design [online]. RPM Solutions Inc., 2014 [retrieved on May 6, 2014]. Retrieved from the Internet: <URL: http://www.rpmsolutions.com/atomizer_nozzle_design>.*

* cited by examiner

FIG. 1

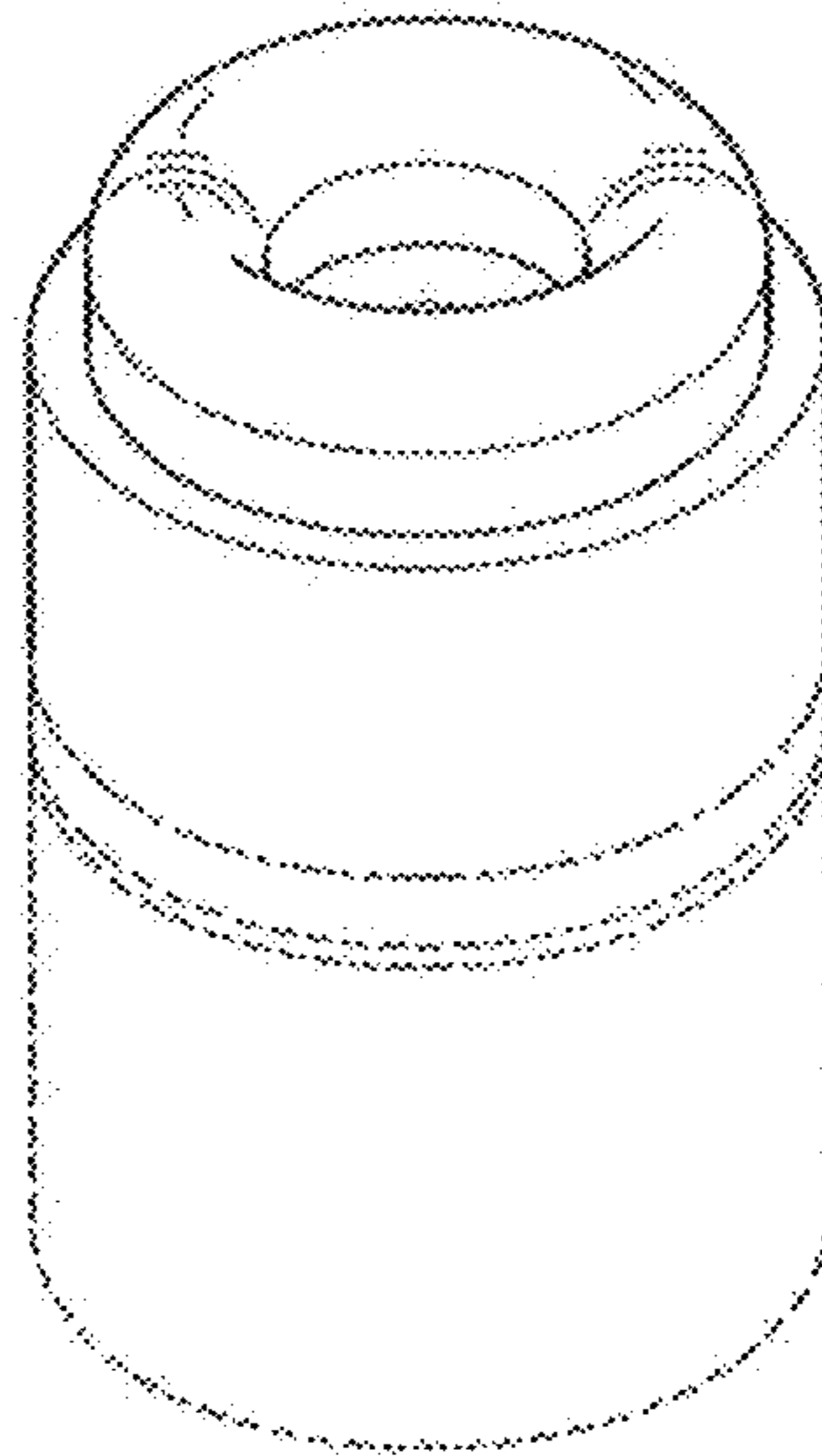


FIG. 2




FIG. 3




FIG. 4

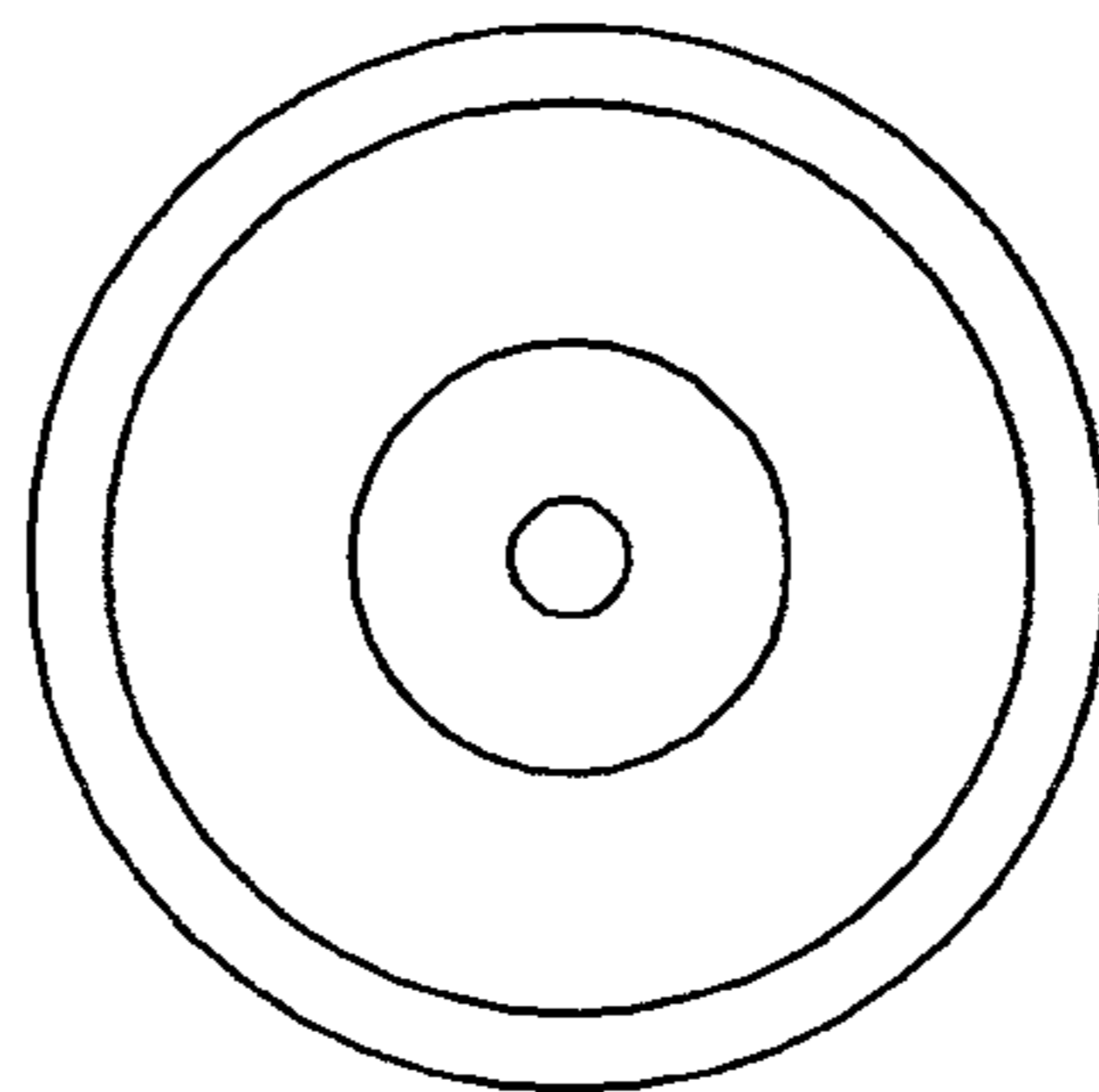


FIG. 5

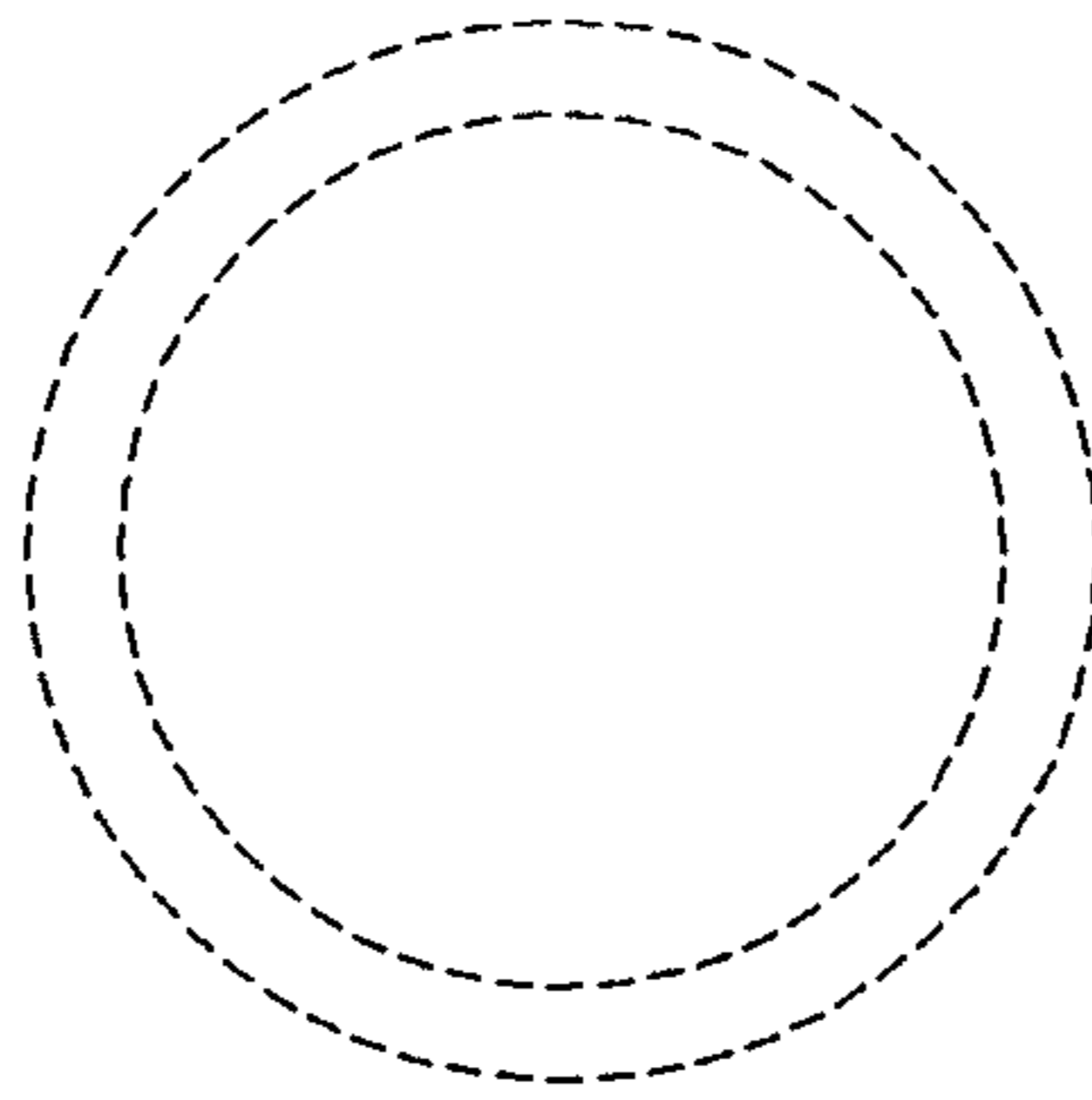


FIG. 6




FIG. 7

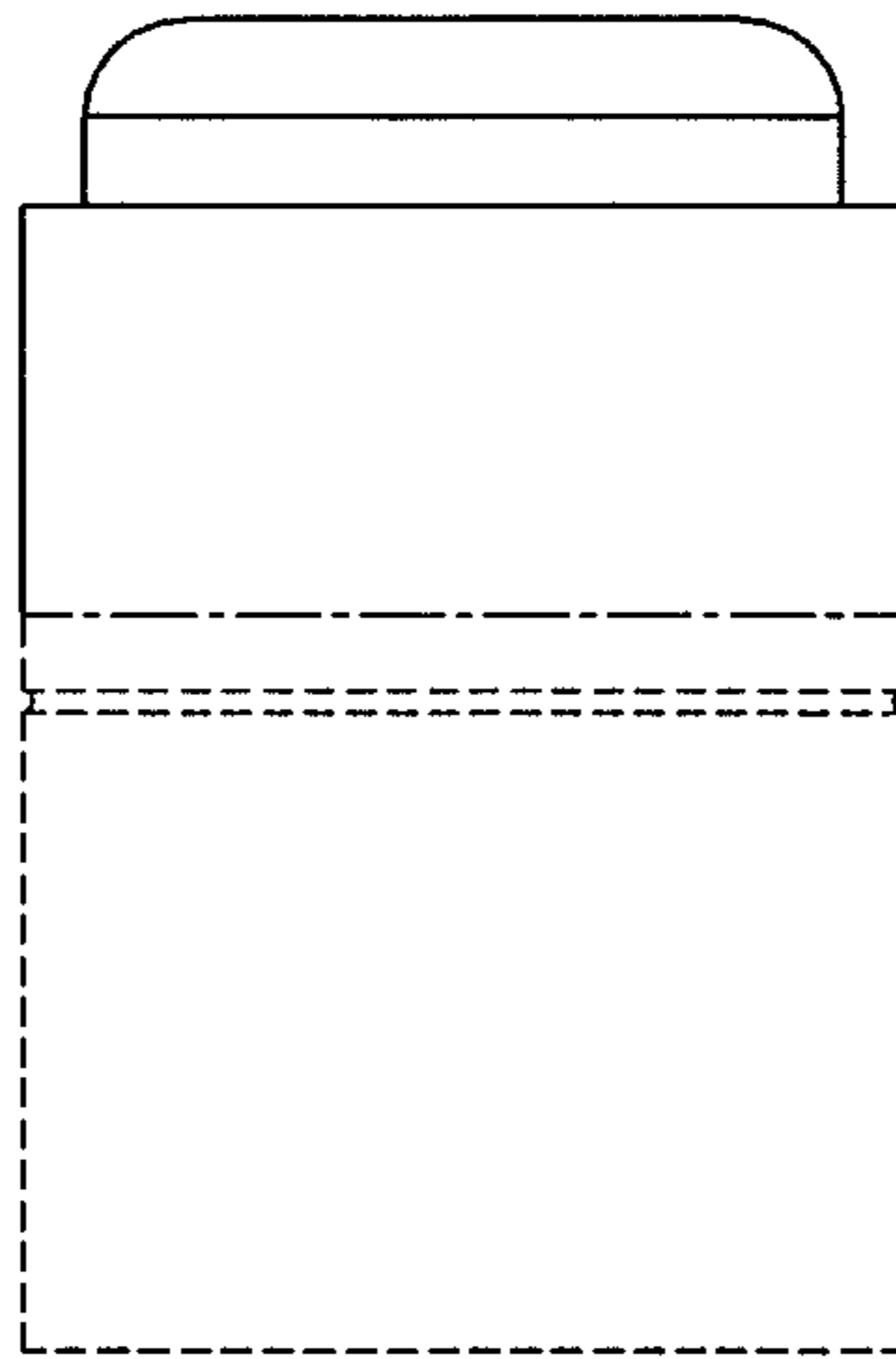


FIG. 8

