



US00D726782S

(12) **United States Design Patent**
Haygeman et al.

(10) **Patent No.:** **US D726,782 S**
(45) **Date of Patent:** **** Apr. 14, 2015**

(54) **DECORATIVE ELEMENT FOR A REFRIGERATED COOLER**

D695,795 S * 12/2013 Schaefer et al. D15/81
D705,278 S * 5/2014 Schaefer et al. D15/81
D705,279 S * 5/2014 Schaefer et al. D15/81
D705,824 S * 5/2014 Schaefer et al. D15/81

(71) Applicants: **Drew Haygeman**, Cardiff-on-the-Sea, CA (US); **Eike Schaefer**, Anger (DE)

* cited by examiner

(72) Inventors: **Drew Haygeman**, Cardiff-on-the-Sea, CA (US); **Eike Schaefer**, Anger (DE)

Primary Examiner — Thomas Johannes
Assistant Examiner — Khawaja Anwar

(73) Assignee: **Red Bull GmbH**, Fuschl am See (AT)

(74) *Attorney, Agent, or Firm* — TechMark a Law Corp.;
Martin R. Greenstein

(**) Term: **14 Years**

(21) Appl. No.: **29/458,177**

(22) Filed: **Jun. 17, 2013**

(30) **Foreign Application Priority Data**

Dec. 17, 2012 (EP) 002154104-0010

(51) **LOC (10) Cl.** **15-07**

(52) **U.S. Cl.**
USPC **D15/79**

(58) **Field of Classification Search**
USPC D15/79-90; 62/246-255, 331, 337,
62/440-449, 3.6; 312/114, 116, 236,
312/138.1, 401-405

See application file for complete search history.

(56) **References Cited**

U.S. PATENT DOCUMENTS

D352,420 S * 11/1994 Costello D7/605
D354,064 S * 1/1995 Sims D15/88
D493,181 S * 7/2004 Kehoe D15/81
D512,081 S * 11/2005 Chang D15/81
D539,312 S * 3/2007 Kim D15/81
D627,374 S * 11/2010 Yang D15/81
D630,231 S * 1/2011 Yang et al. D15/81
D687,076 S * 7/2013 Schaefer et al. D15/81

(57) **CLAIM**

The ornamental design for a decorative element for a refrigerated cooler, in two embodiments, as shown and described.

DESCRIPTION

FIG. 1 is a front view of the decorative element as applied to a refrigerated cooler according to a first embodiment of the present invention;

FIG. 2 is a top view of the decorative element as shown in FIG. 1;

FIG. 3 is a left side view of the decorative element as shown in FIG. 1;

FIG. 4 is a right side view of the decorative element as shown in FIG. 1; and,

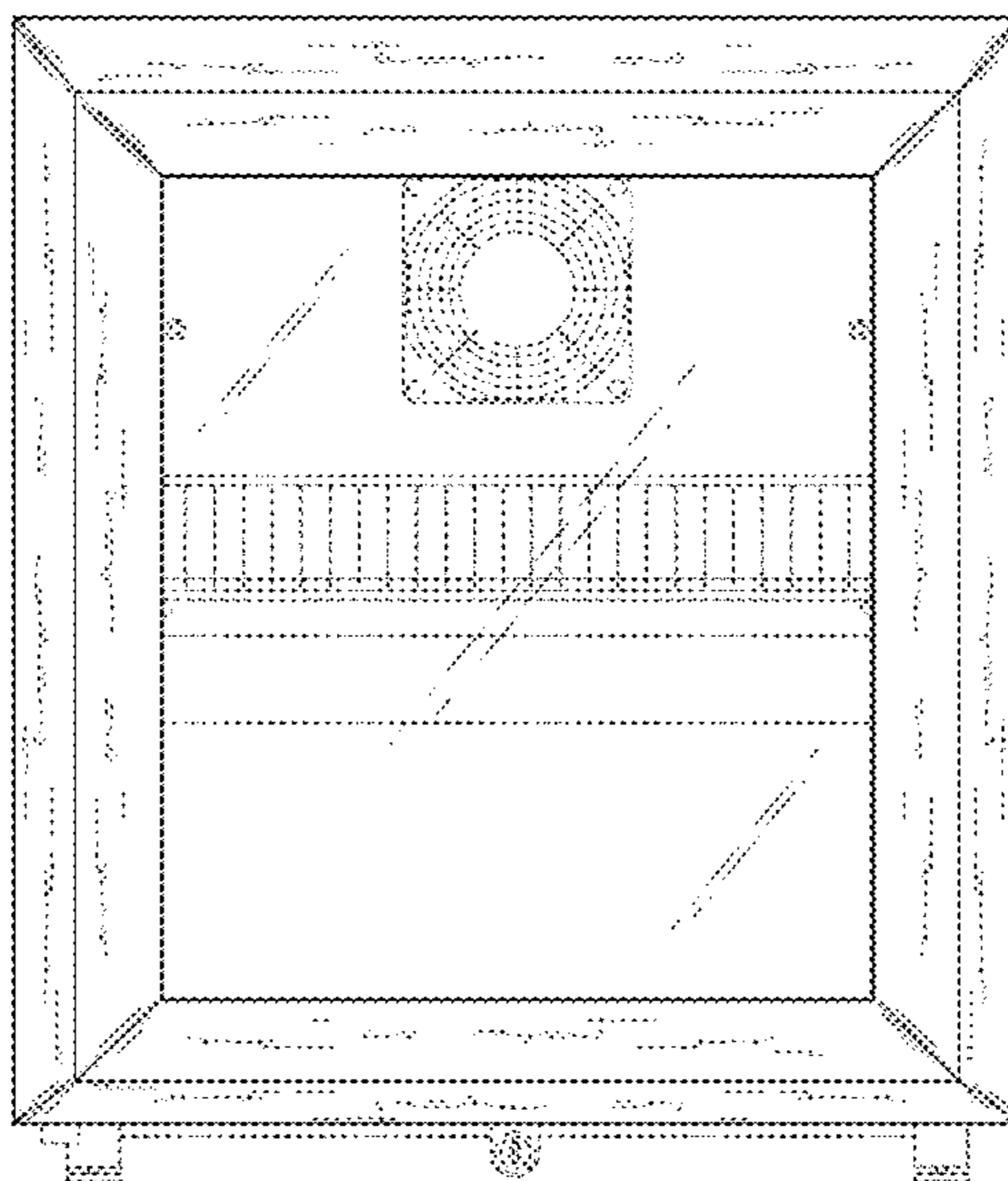
FIG. 5 is a front left side perspective view of the decorative element as shown in FIG. 1.

The rear and bottom view form no part of the claimed design and are omitted.

The claimed design is for the decorative element applied to the refrigerated cooler only, and Applicant disclaims the refrigerated cooler itself in every figure.

The broken lines shown in the figure drawings represent unclaimed subject matter only and form no part of the claimed design.

1 Claim, 5 Drawing Sheets



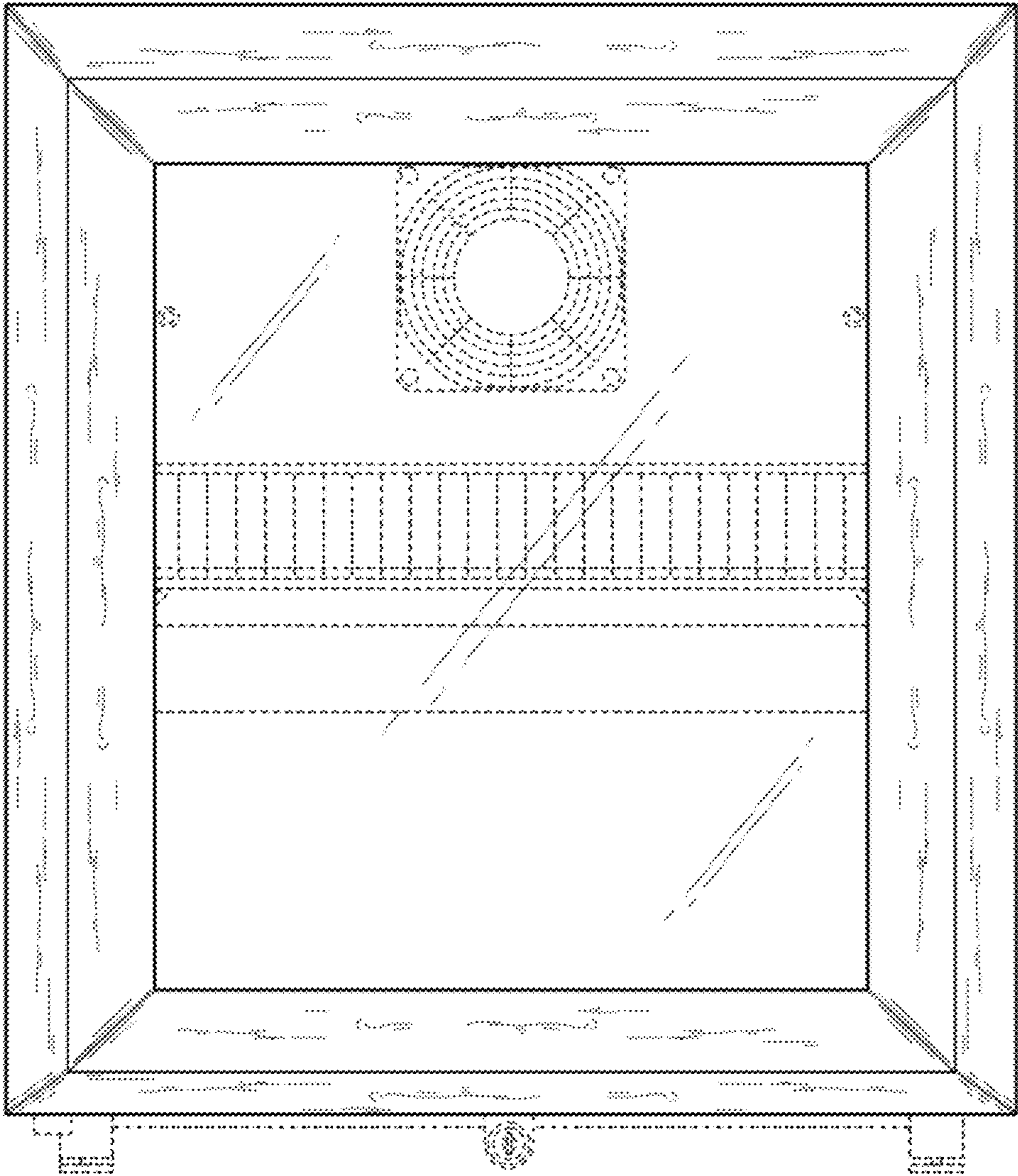


Fig. 1




Fig. 2




Fig. 3




Fig. 4

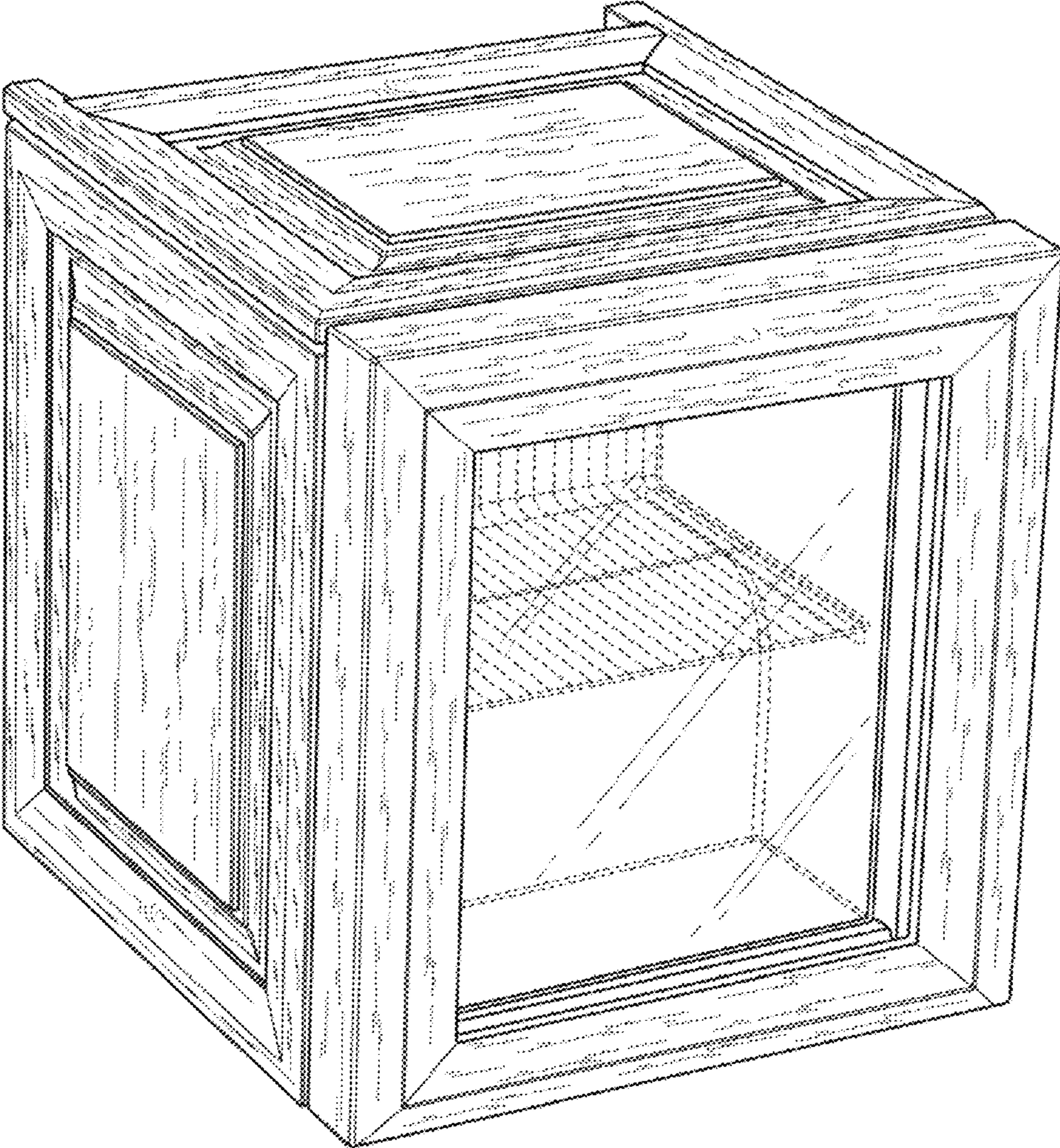


Fig. 5