



US00D726751S

(12) **United States Design Patent**
Angelides

(10) **Patent No.:** **US D726,751 S**

(45) **Date of Patent:** **** Apr. 14, 2015**

(54) **GLUCOMETER WITH A BLOOD GLUCOSE CHECK SCREEN GRAPHICAL USER INTERFACE**

(71) Applicant: **Kimon Angelides**, Houston, TX (US)

(72) Inventor: **Kimon Angelides**, Houston, TX (US)

(73) Assignee: **Livongo Health, Inc.**, Chicago, IL (US)

(**) Term: **14 Years**

(21) Appl. No.: **29/446,290**

(22) Filed: **Feb. 22, 2013**

(51) **LOC (10) Cl.** **14-04**

(52) **U.S. Cl.**
USPC **D14/486**

(58) **Field of Classification Search**
CPC ... G06F 3/04817; G06F 3/0482; G06F 15/02;
G06F 15/0283
USPC D14/485-495; 715/700-867, 961-978
See application file for complete search history.

(56) **References Cited**

U.S. PATENT DOCUMENTS

D409,243 S *	5/1999	Lonergan	D19/76
D662,106 S *	6/2012	Mori et al.	D14/486
D663,315 S *	7/2012	Cielak et al.	D14/488
D665,411 S *	8/2012	Rai et al.	D14/488
D665,412 S *	8/2012	Rai et al.	D14/488
D665,413 S *	8/2012	Rai et al.	D14/488
D666,626 S *	9/2012	Mori et al.	D14/486
D667,841 S *	9/2012	Rai et al.	D14/488
D676,555 S *	2/2013	Angelides	D24/169
D678,302 S *	3/2013	Trumble et al.	D14/486
D678,304 S *	3/2013	Yakoub et al.	D14/486
D681,659 S *	5/2013	Donahue et al.	D14/486
D682,292 S *	5/2013	Mori et al.	D14/486

D682,308 S *	5/2013	Donahue et al.	D14/488
D686,240 S *	7/2013	Lin	D14/488
D697,940 S *	1/2014	Bitran et al.	D14/487
D701,228 S *	3/2014	Lee	D14/486
D701,526 S *	3/2014	Poston et al.	D14/486
D703,681 S *	4/2014	d'Amore et al.	D14/485
D708,210 S *	7/2014	Capua et al.	D14/488
D710,014 S *	7/2014	Johnson et al.	D24/167
D710,879 S *	8/2014	Elston et al.	D14/488
D711,418 S *	8/2014	Xie et al.	D14/487
8,806,366 B2 *	8/2014	Kim et al.	715/792
2012/0030610 A1 *	2/2012	DiPerna et al.	715/773
2013/0187780 A1 *	7/2013	Angelides	340/573.1
2014/0059436 A1 *	2/2014	Swenson et al.	715/725

* cited by examiner

Primary Examiner — Barbara Fox

(74) *Attorney, Agent, or Firm* — Eric P. Mirabel

(57) **CLAIM**

The ornamental design for the glucometer with a blood glucose check screen graphical user interface, as shown and described.

DESCRIPTION

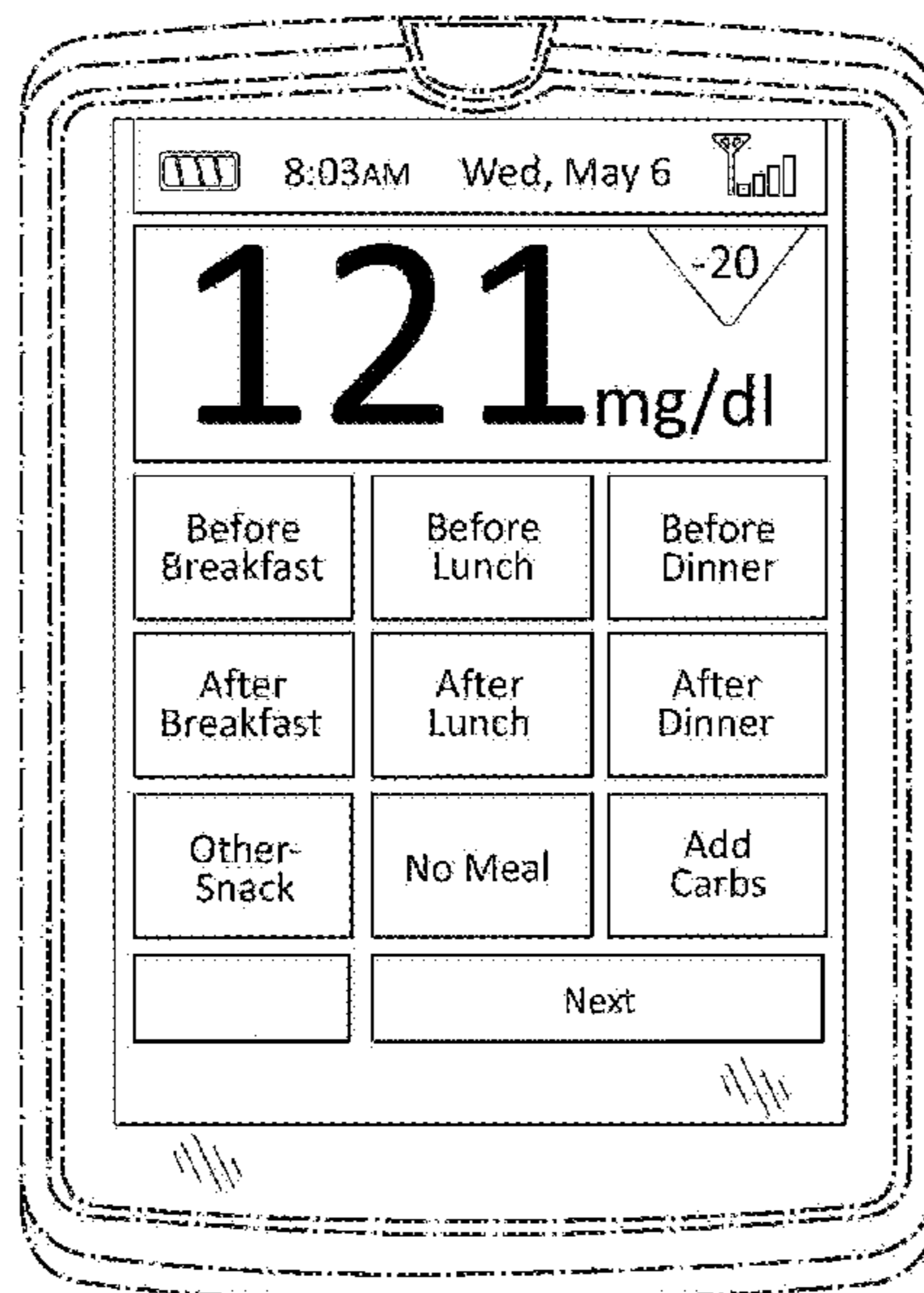
FIG. 1 is a front plan view of a glucometer with a blood glucose check screen graphical user interface showing the new design in a first embodiment.

FIG. 2 is a front plan view of the glucometer with a blood glucose check screen graphical user interface in a second embodiment; and,

FIG. 3 is a front plan view of the glucometer with a blood glucose check screen graphical user interface in a third embodiment.

The broken lines shown in the drawings represent portions of the glucometer with a blood glucose check screen graphical user interface that forms no part of the claimed design.

1 Claim, 3 Drawing Sheets



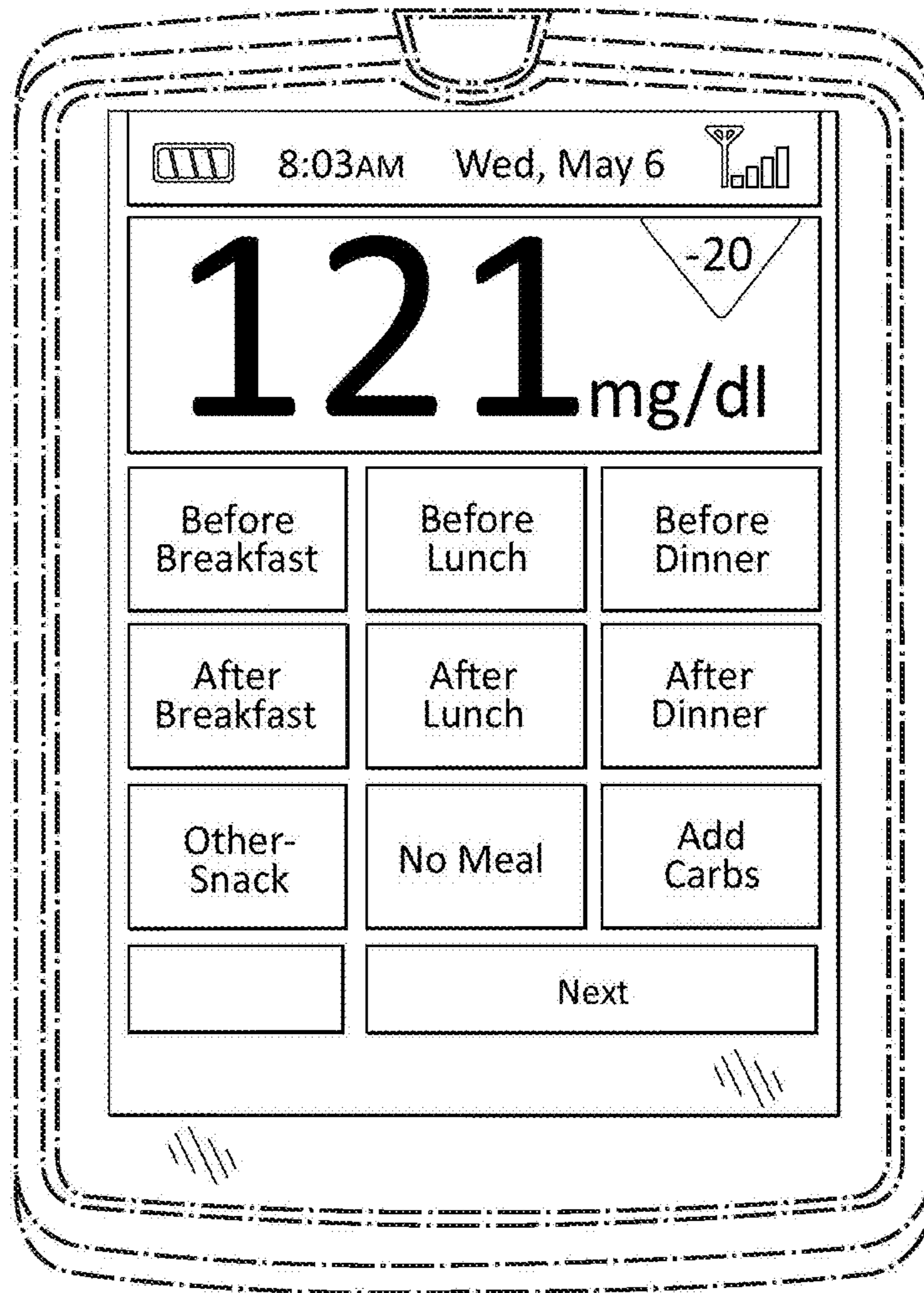


FIG. 1

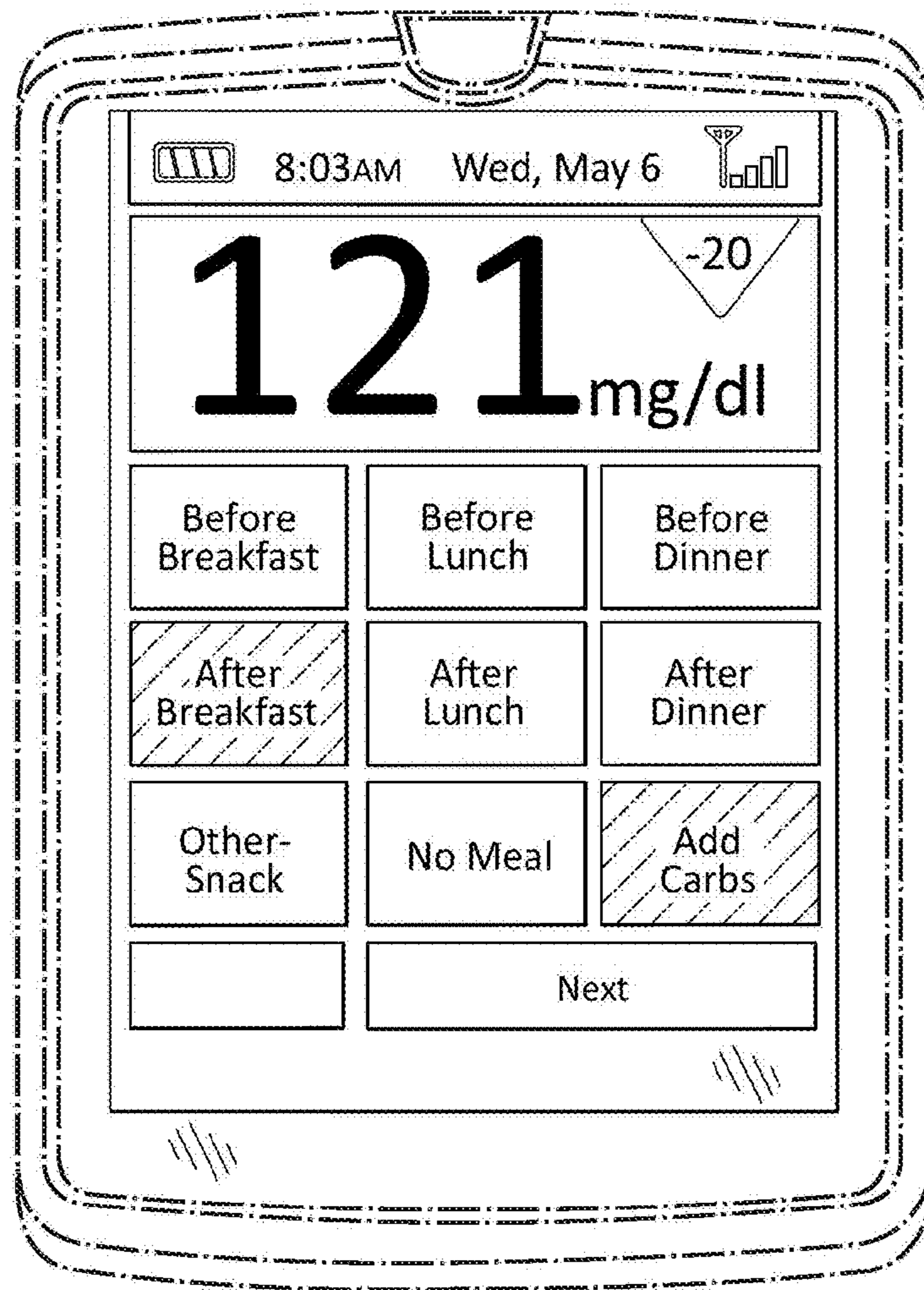


FIG. 2

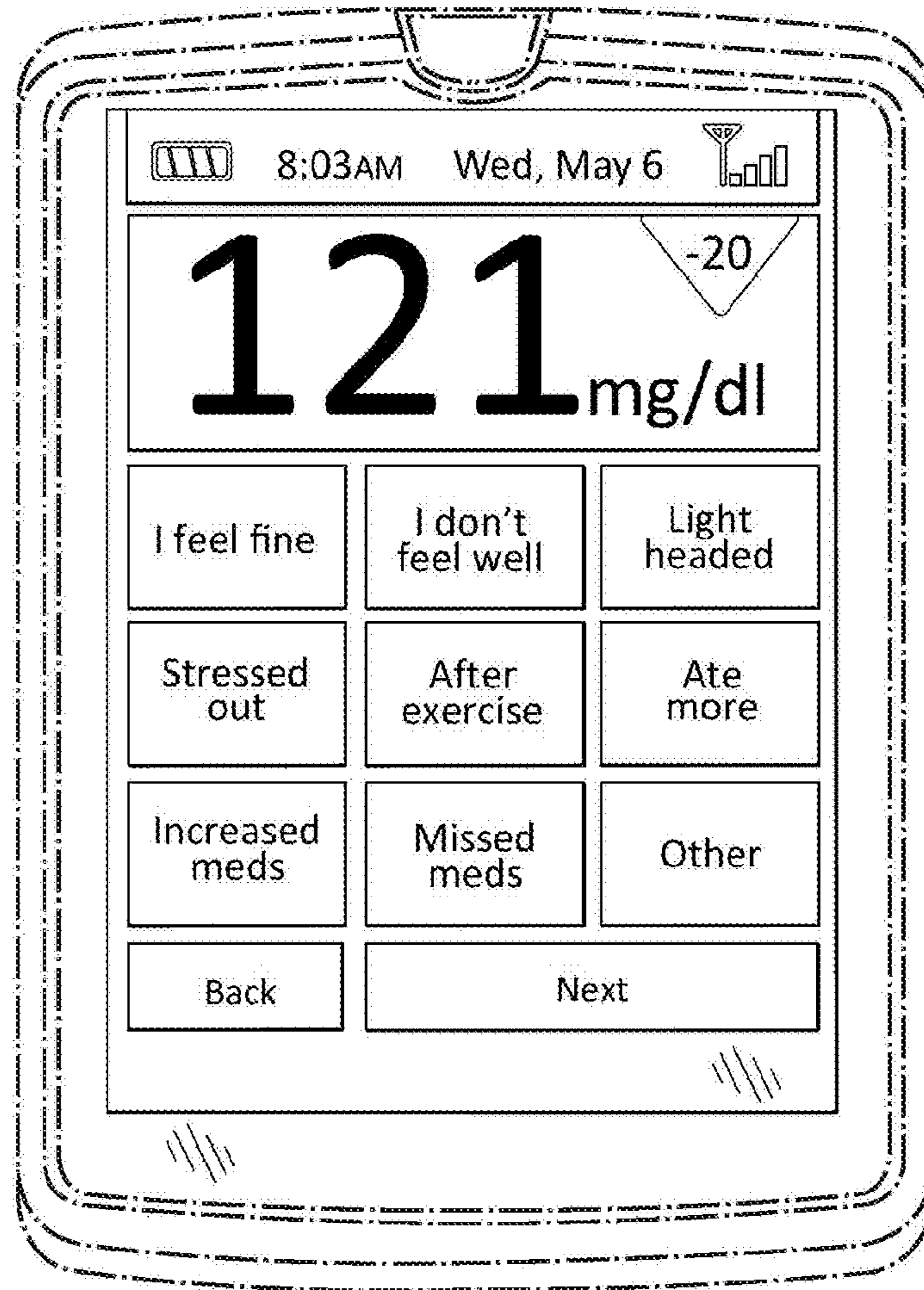


FIG. 3