



US00D726719S

(12) **United States Design Patent**
Choo et al.

(10) **Patent No.:** **US D726,719 S**
(45) **Date of Patent:** **** Apr. 14, 2015**

(54) **HEAD MOUNTED DISPLAY DEVICE**

(71) Applicant: **LG Electronics Inc.**, Seoul (KR)

(72) Inventors: **Zhimin Choo**, Seoul (KR); **Seihyun Cho**, Seoul (KR); **Sanghyuck Lee**, Seoul (KR); **Soonhyun Park**, Seoul (KR)

(73) Assignee: **LG Electronics Inc.**, Seoul (KR)

(**) Term: **14 Years**

(21) Appl. No.: **29/503,506**

(22) Filed: **Sep. 26, 2014**

(30) **Foreign Application Priority Data**

Mar. 27, 2014 (KR) 30-2014-0015425

(51) **LOC (10) Cl.** **14-02**

(52) **U.S. Cl.**
USPC **D14/372**

(58) **Field of Classification Search**
CPC G02B 27/017; G02B 27/0158; G02B 27/0161; G02B 27/0181; G02B 27/0185; G02B 27/0189
USPC D14/372, 496, 432, 371, 125, 126, 129, D14/299; D16/300-342; 351/158, 153, 144; 345/7-9, 905; 455/344; 348/115, 53, 348/121, 739
See application file for complete search history.

(56) **References Cited**

U.S. PATENT DOCUMENTS

D334,557 S * 4/1993 Hunter et al. D14/372
D337,320 S * 7/1993 Hunter et al. D14/372
D402,651 S * 12/1998 Depay et al. D14/372
D429,253 S * 8/2000 Robertson et al. D14/496
D436,960 S * 1/2001 Budd et al. D14/372
6,747,611 B1 * 6/2004 Budd et al. 345/7

D512,985 S * 12/2005 Travers et al. D14/206
D521,493 S * 5/2006 Wai D14/205
D533,893 S * 12/2006 Canavan et al. D16/330
D565,082 S * 3/2008 McClure et al. D16/309

(Continued)

Primary Examiner — Austin Murphy

(74) *Attorney, Agent, or Firm* — Birch, Stewart, Kolasch & Birch, LLP

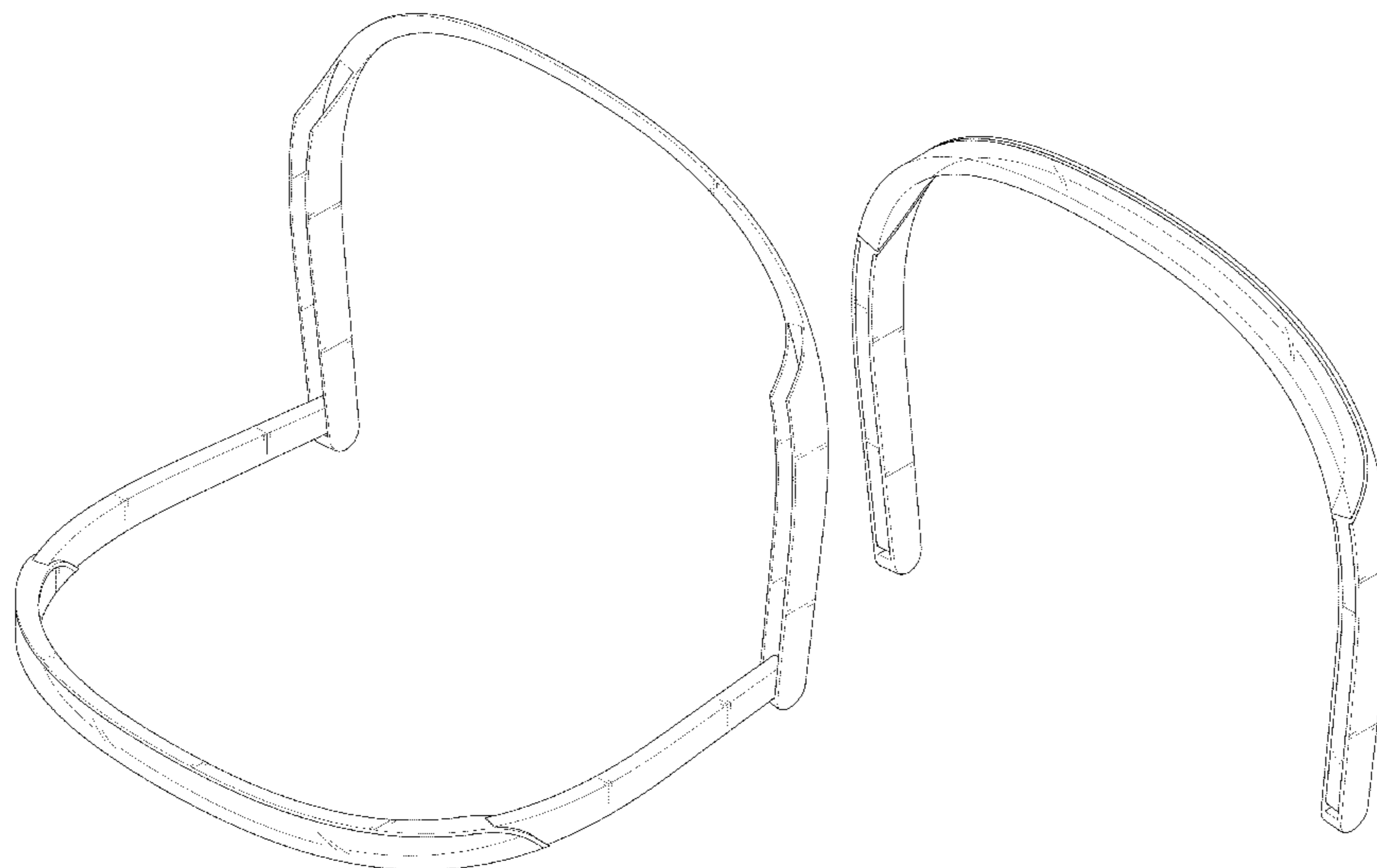
(57) **CLAIM**

The ornamental design for a head mounted display device, as shown and described.

DESCRIPTION

FIG. 1 is a perspective view of a head mounted display device showing our new design;
FIG. 2 is a front view thereof;
FIG. 3 is a rear view thereof;
FIG. 4 is a left side view thereof where the right side view is a mirror image;
FIG. 5 is a top plan view thereof;
FIG. 6 is a bottom plan view thereof;
FIG. 7 is a left side view thereof showing the article in a position of use;
FIG. 8 is a perspective view thereof, showing the article in a closed position with the open position shown in broken lines;
FIG. 9 is a front view thereof, but with a portion of the article shown as transparent;
FIG. 10 is a perspective view thereof showing the article in a closed position;
FIG. 11 is a front view of FIG. 10;
FIG. 12 is a left side view of FIG. 10 where the right side view is a mirror image;
FIG. 13 is a top plan view of FIG. 10;
FIG. 14 is a bottom plan view of FIG. 10; and,
FIG. 15 is a perspective view of FIG. 10 showing the article in a position of use with the environment shown in broken lines. The broken lines are just for illustrative purposes only and form no part of the claimed design.

1 Claim, 14 Drawing Sheets



(56)

References Cited

U.S. PATENT DOCUMENTS

D659,739 S *	5/2012	Olsson et al.	D16/300	D691,602 S *	10/2013	Sugihara et al.	D14/300
D659,740 S *	5/2012	Olsson et al.	D16/300	D692,424 S *	10/2013	Pombo et al.	D14/372
D660,341 S *	5/2012	Olsson et al.	D16/300	D696,712 S *	12/2013	Armstrong et al.	D16/300
D662,964 S *	7/2012	Olsson et al.	D16/300	D697,962 S *	1/2014	Olsson	D16/300
D664,184 S *	7/2012	Olsson et al.	D16/309	D701,506 S *	3/2014	Pombo	D14/372
D664,586 S *	7/2012	Olsson	D16/300	D703,724 S *	4/2014	Olsson	D16/300
D665,008 S *	8/2012	Olsson et al.	D16/309	D708,181 S *	7/2014	Olsson et al.	D14/372
D671,589 S *	11/2012	Olsson	D16/300	D711,373 S *	8/2014	Lee et al.	D14/372
D688,727 S *	8/2013	Olsson	D16/300	D711,375 S *	8/2014	Lee et al.	D14/372
				D711,376 S *	8/2014	Lee et al.	D14/372
				D715,295 S *	10/2014	Lee et al.	D14/372
				D716,299 S *	10/2014	Olsson et al.	D14/372

* cited by examiner

FIG. 1

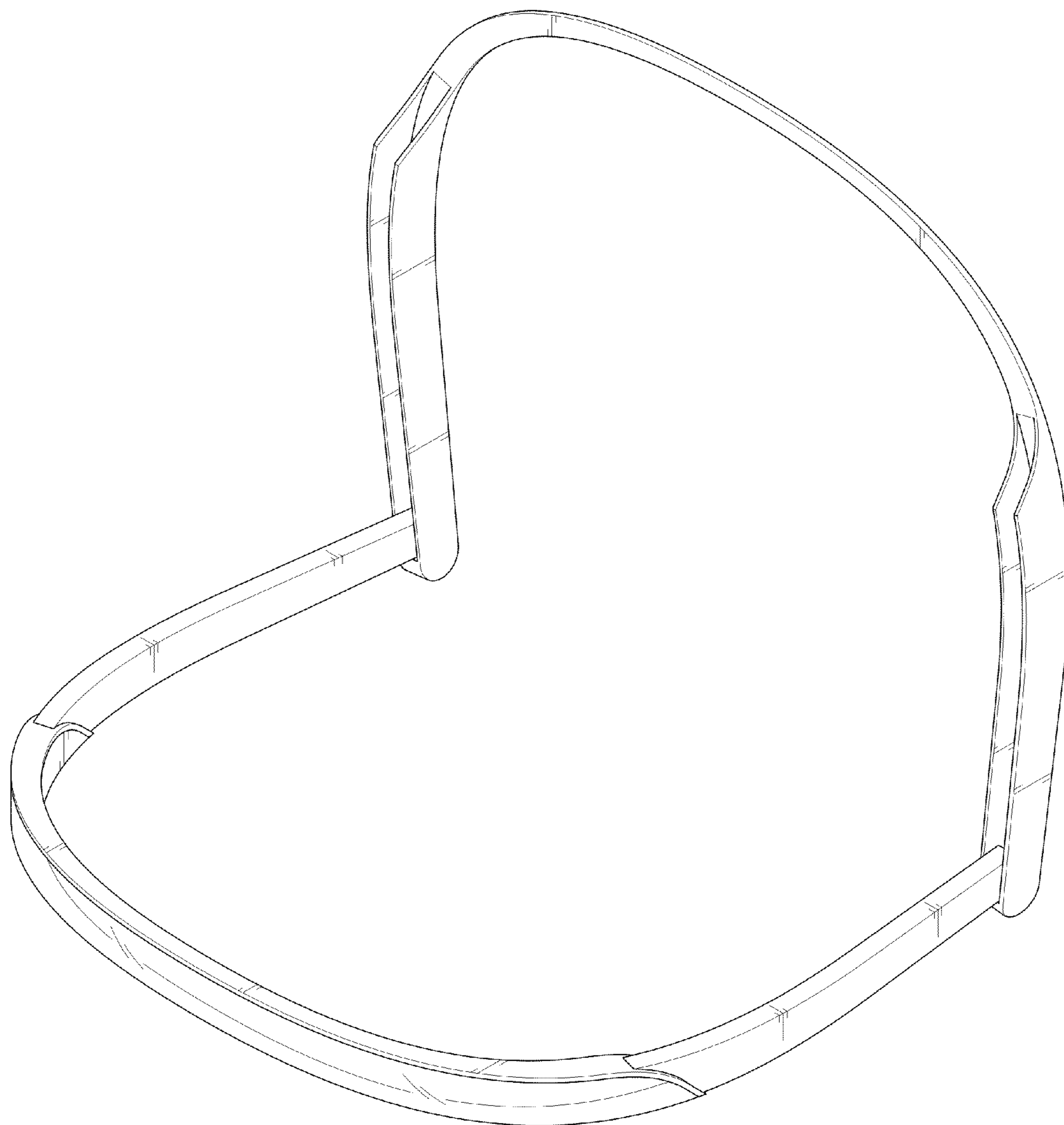


FIG. 2




FIG. 3




FIG. 4




FIG. 5




FIG. 6

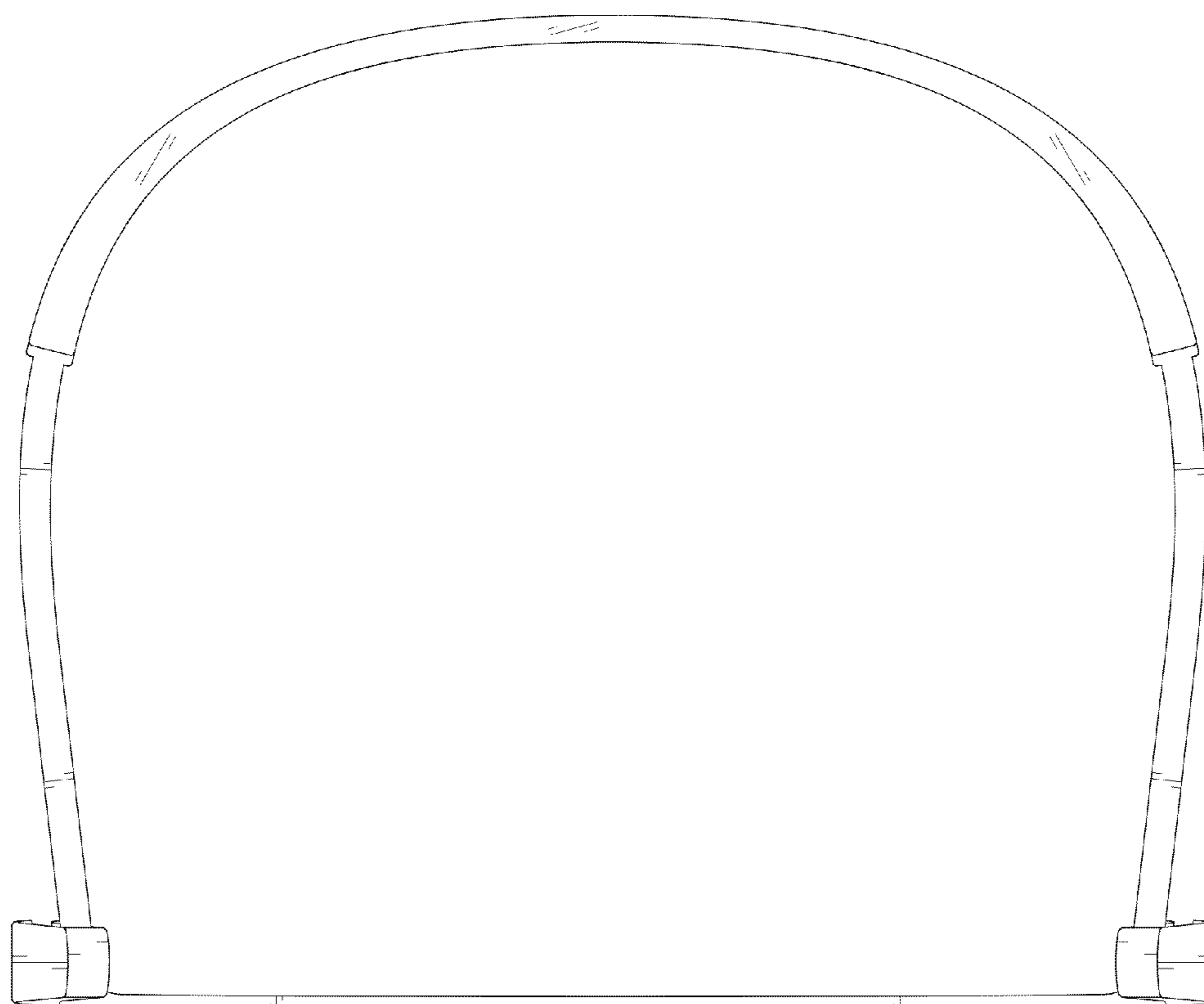


FIG. 7

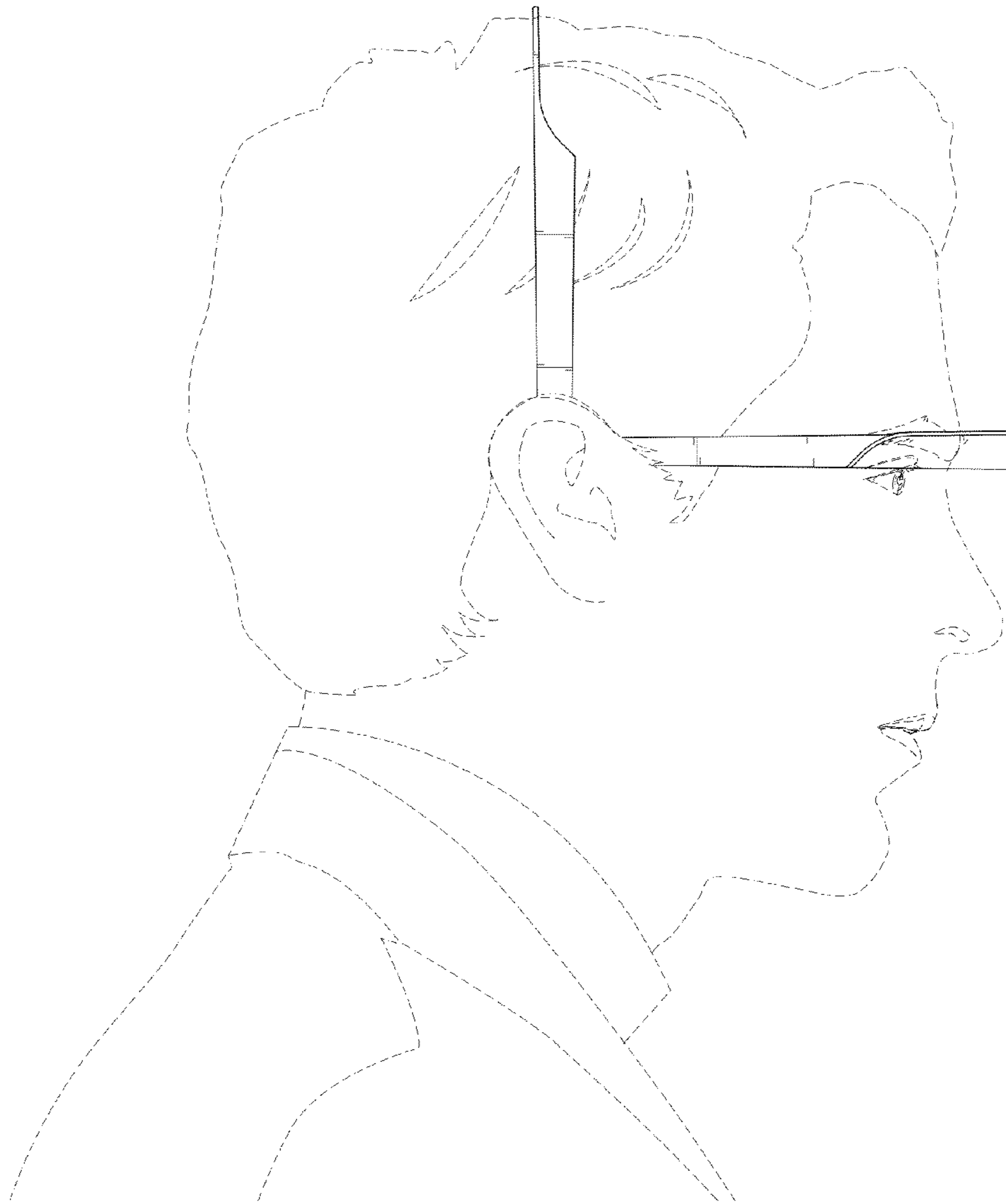


FIG. 8

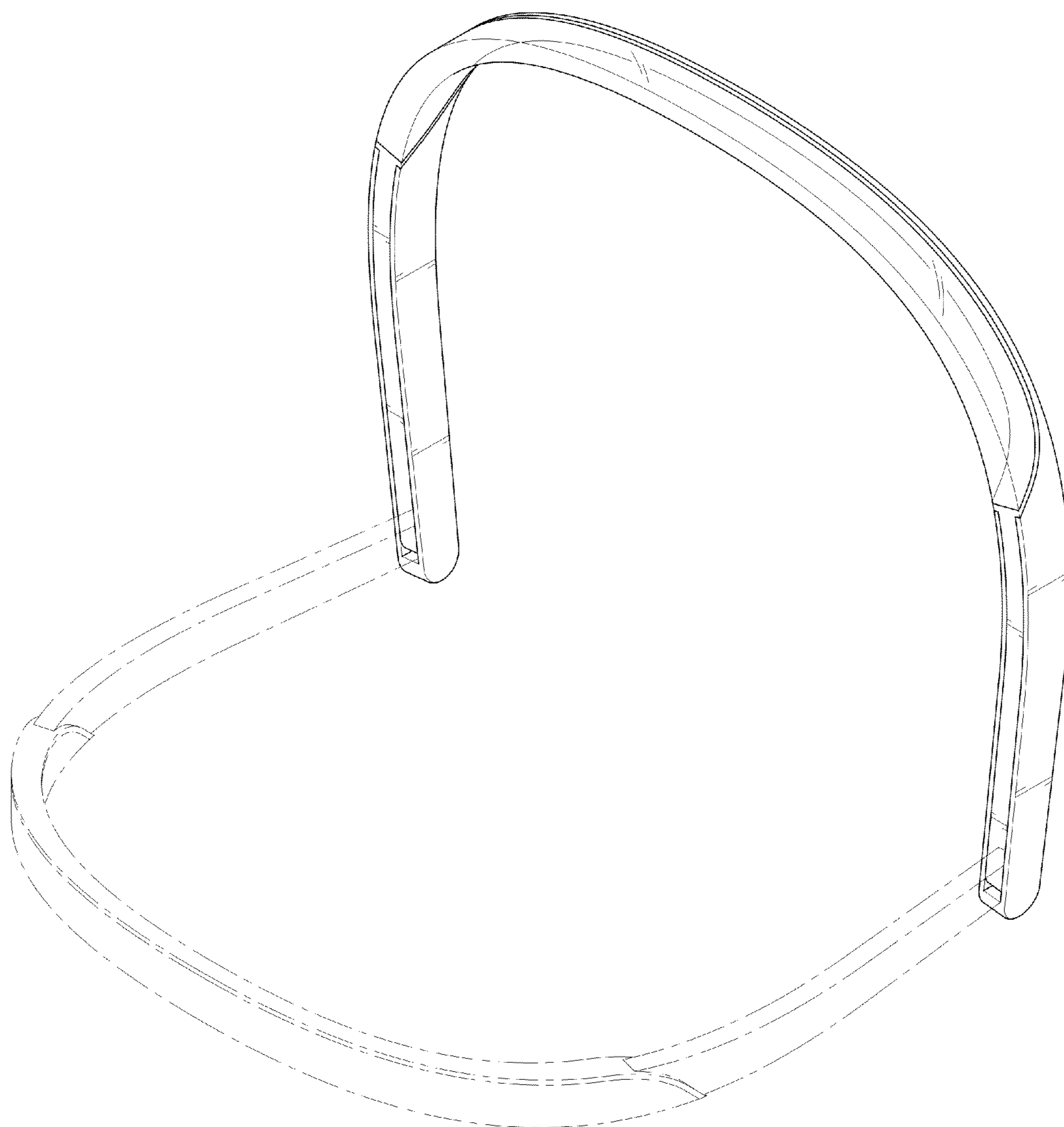


FIG. 9

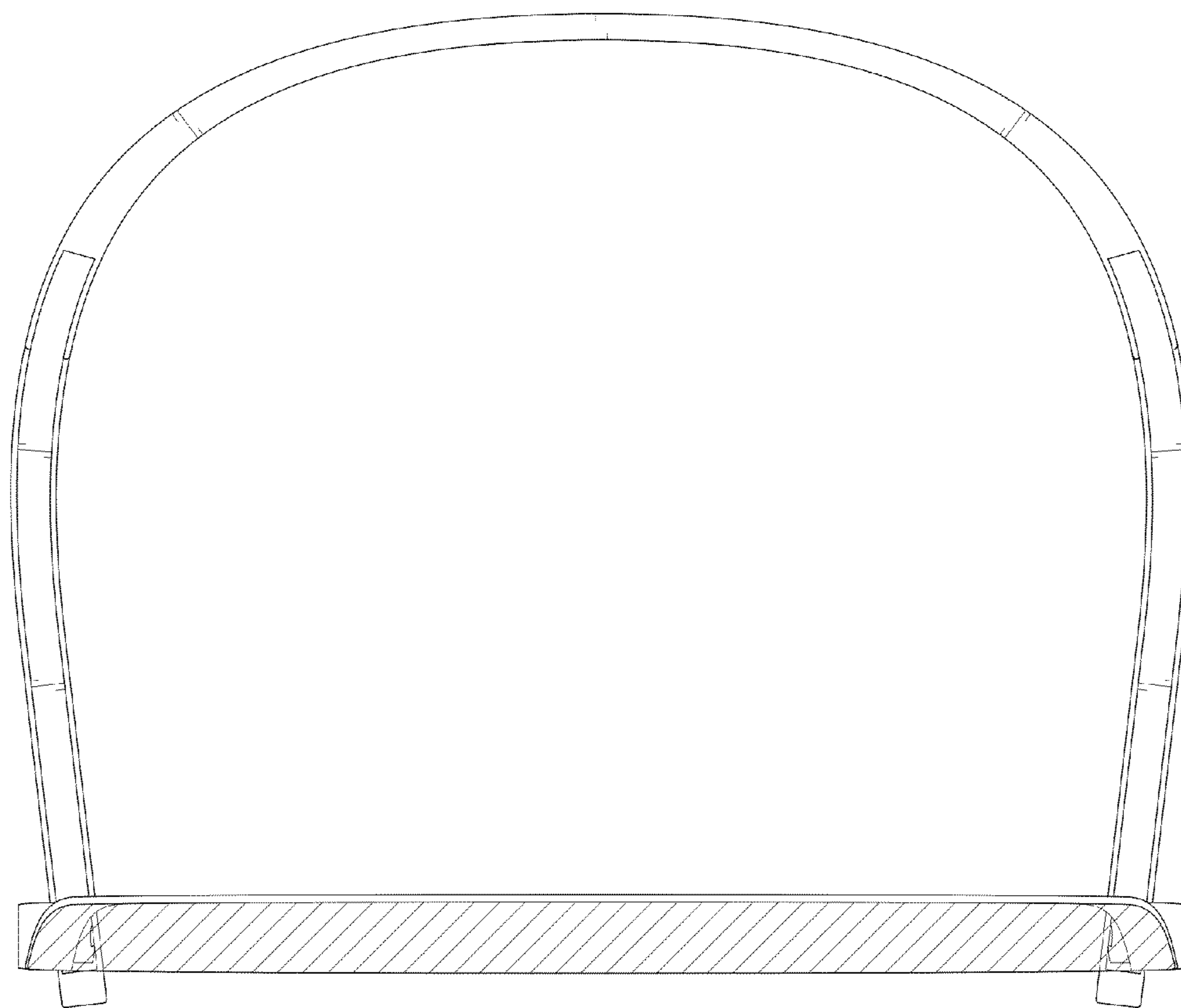


FIG. 10

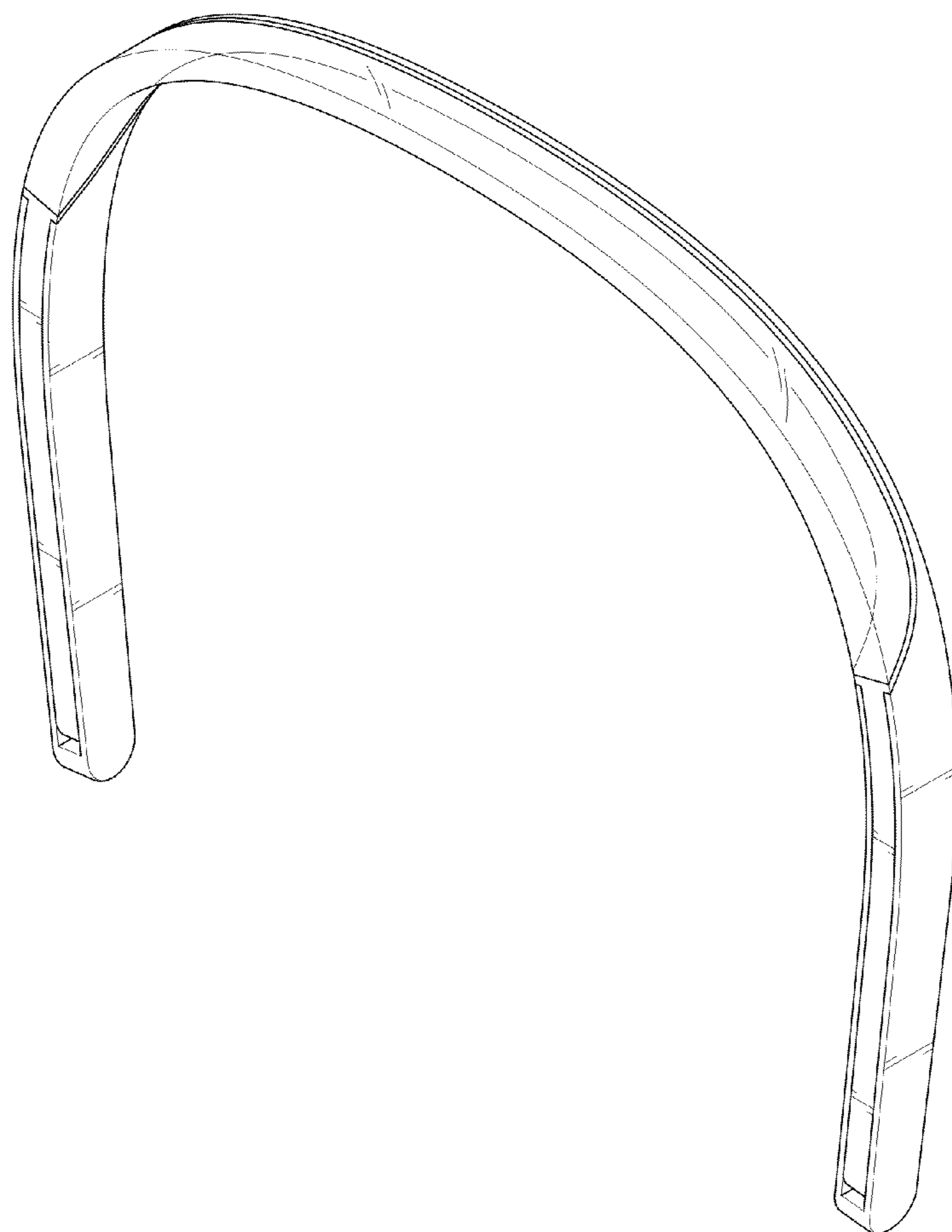


FIG. 11




FIG. 12

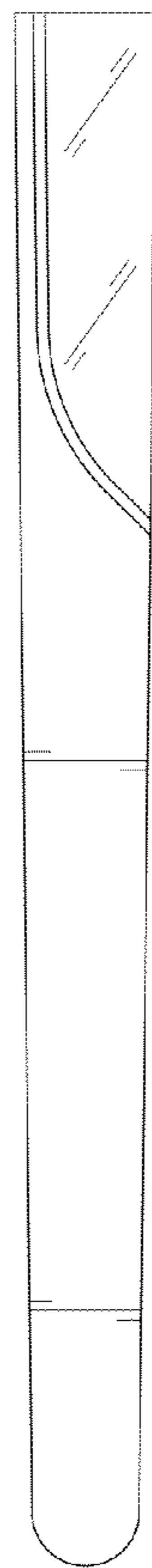


FIG. 13




FIG. 14

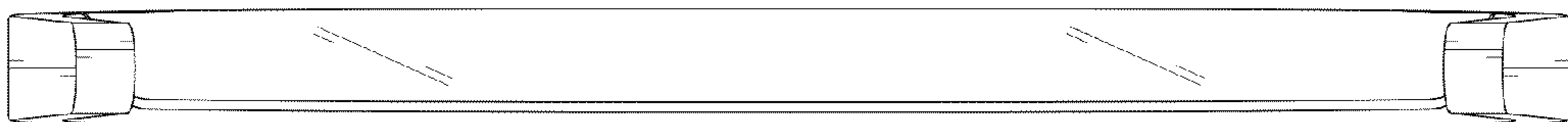


FIG. 15

