



US00D726711S

(12) **United States Design Patent**  
**Lee et al.**

(10) **Patent No.:** **US D726,711 S**  
(45) **Date of Patent:** **\*\* Apr. 14, 2015**

(54) **PORTABLE COMPUTER**

- (71) Applicant: **Samsung Electronics Co., Ltd.**,  
Suwon-si, Gyeonggi-do (KR)
- (72) Inventors: **Sang-Eun Lee**, Seoul (KR); **Sung-Chul Yang**,  
Munich (DE)
- (73) Assignee: **Samsung Electronics Co., Ltd.** (KR)
- (\*\*) Term: **14 Years**
- (21) Appl. No.: **29/469,159**
- (22) Filed: **Oct. 8, 2013**

(30) **Foreign Application Priority Data**

Apr. 8, 2013 (KR) ..... 30-2013-0017992

(51) **LOC (10) Cl.** ..... **14-02**

(52) **U.S. Cl.**  
USPC ..... **D14/315**

(58) **Field of Classification Search**  
USPC ..... D14/315-327, 455; D18/1, 2, 7, 11;  
235/145 A, 145 R; 341/22, 23; 345/104,  
345/156, 168, 169, 173; 361/679.08,  
361/679.09, 679.11, 679.26, 679.27

See application file for complete search history.

(56) **References Cited**

U.S. PATENT DOCUMENTS

- D631,472 S \* 1/2011 Kawase et al. .... D14/327
- D631,879 S \* 2/2011 Kawase ..... D14/327
- D651,206 S \* 12/2011 Kim et al. .... D14/315

\* cited by examiner

*Primary Examiner* — Freda S Nunn

(74) *Attorney, Agent, or Firm* — Cantor Colburn LLP

(57) **CLAIM**

The ornamental design for a portable computer, as shown and described.

**DESCRIPTION**

FIG. 1 is a top front perspective view of a portable computer showing our new design;  
 FIG. 2 is a front view thereof;  
 FIG. 3 is a rear view thereof;  
 FIG. 4 is a side view thereof;  
 FIG. 5 is another side view thereof;  
 FIG. 6 is a top view thereof;  
 FIG. 7 is a bottom view thereof;  
 FIG. 8 is a top rear perspective view thereof, with the portable computer shown in an open position; and,  
 FIG. 9 is an enlarged view of the encircled portion A as shown in FIG. 1.

The broken lines illustrating portions of the portable computer are for environmental purposes only and form no part of the claimed design.

**1 Claim, 5 Drawing Sheets**

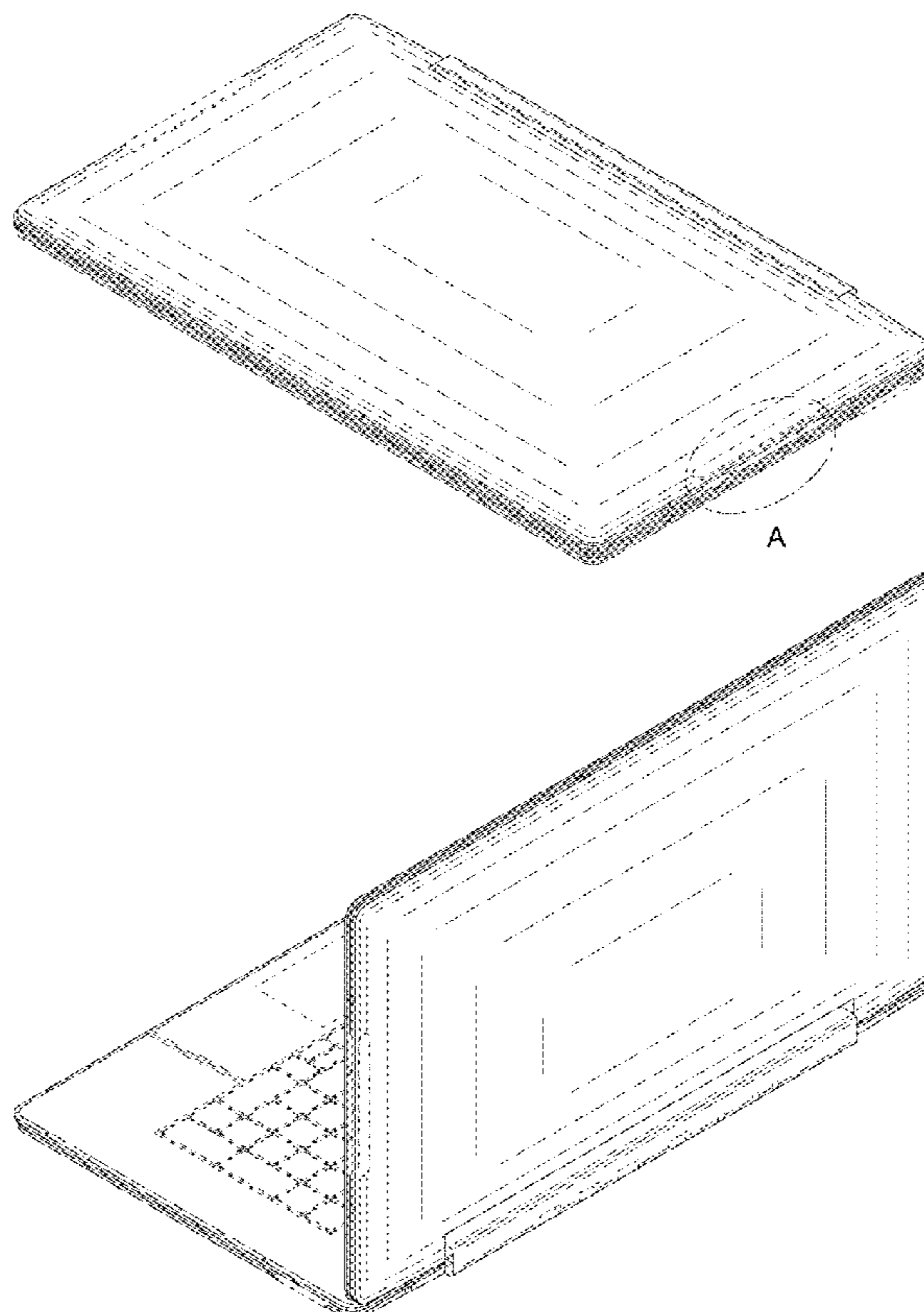


FIG.1

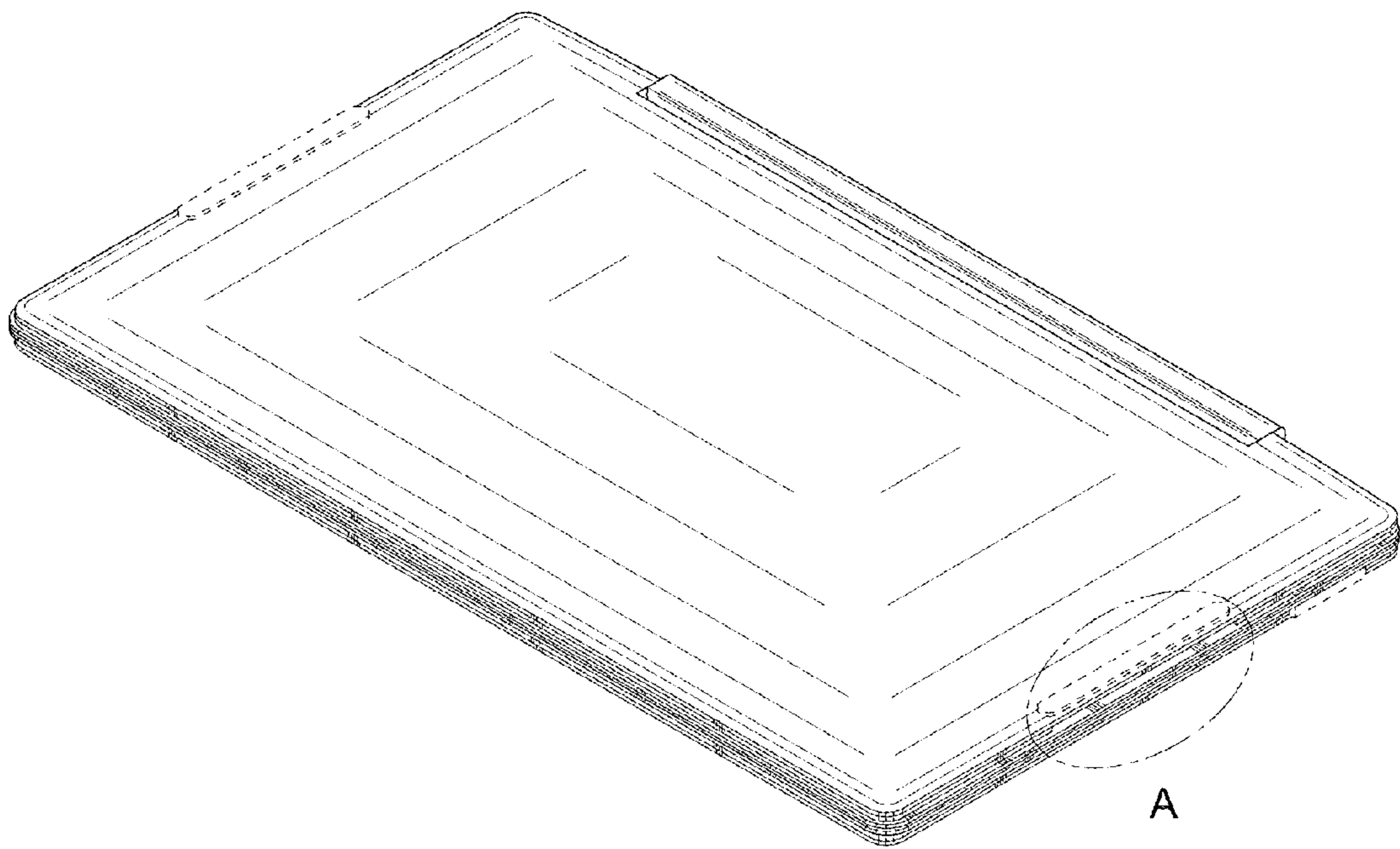


FIG.2




FIG.3




FIG.4



FIG.5




FIG.6




FIG.7




FIG.8

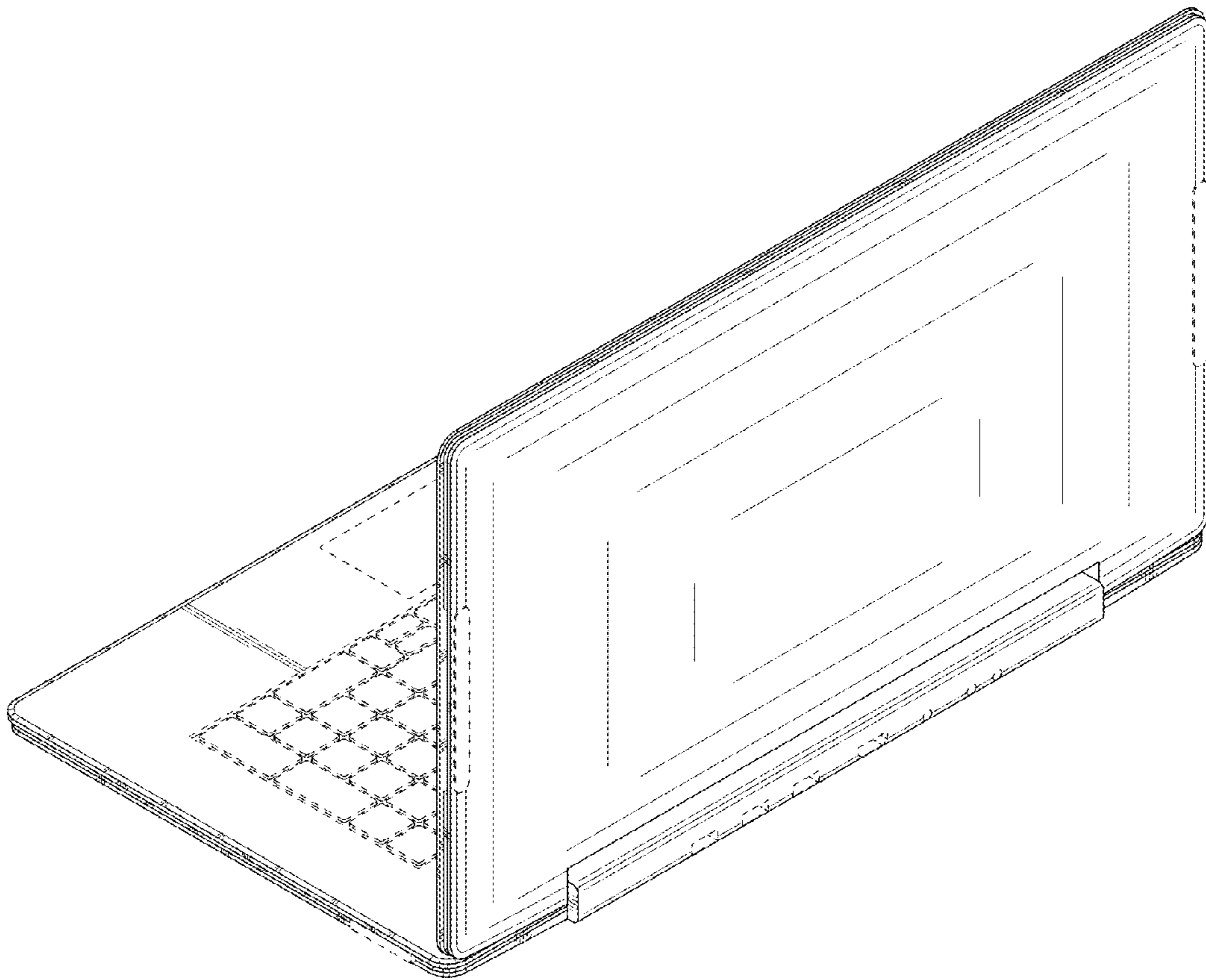


FIG.9

