



US00D726707S

(12) **United States Design Patent**
Nagao et al.

(10) **Patent No.:** **US D726,707 S**

(45) **Date of Patent:** **** *Apr. 14, 2015**

(54) **PERSONAL COMPUTER**

(71) Applicant: **Fujitsu Limited**, Kawasaki-shi,
Kanagawa (JP)

(72) Inventors: **Eiji Nagao**, Ichikawa (JP); **Hiroyuki Fujita**, Tokyo (JP); **Mark Friesen**, Tokyo (JP); **Nobuharu Tsusaka**, Kawasaki (JP); **Hisao Morooka**, Kawasaki (JP); **Toni Koberling**, München (DE)

(73) Assignee: **Fujitsu Limited**, Kawasaki (JP)

(*) Notice: This patent is subject to a terminal disclaimer.

(**) Term: **14 Years**

(21) Appl. No.: **29/453,951**

(22) Filed: **May 3, 2013**

(30) **Foreign Application Priority Data**

Nov. 6, 2012 (JP) 2012-026978

(51) **LOC (10) Cl.** **14-02**

(52) **U.S. Cl.**
USPC **D14/315**

(58) **Field of Classification Search**
USPC D14/315-327, 439; D18/1, 2, 7, 11;
235/145 A, 145 R; 341/22, 23; 345/104,
345/156, 168, 169, 173; 361/679.08,
361/679.09, 679.11, 679.26, 679.27;
16/367

See application file for complete search history.

(56) **References Cited**

U.S. PATENT DOCUMENTS

5,900,848 A * 5/1999 Haneda et al. 345/1.1
6,464,195 B1 * 10/2002 Hildebrandt 248/460
D482,687 S * 11/2003 Chu D14/316

D528,541 S * 9/2006 Maskatia D14/315
D602,485 S * 10/2009 Ting et al. D14/318
D606,535 S * 12/2009 Morooka et al. D14/316
D622,269 S * 8/2010 Morooka et al. D14/316
2005/0063145 A1 * 3/2005 Homer et al. 361/683

* cited by examiner

Primary Examiner — Freda S Nunn

(74) *Attorney, Agent, or Firm* — Staas & Halsey LLP

(57) **CLAIM**

The ornamental design for a personal computer, as shown and described.

DESCRIPTION

FIG. 1 is a perspective view of front, bottom and right side of a personal computer showing our new design;
FIG. 2 is a perspective view of rear, bottom and left side thereof;
FIG. 3 is a front view thereof;
FIG. 4 is a rear view thereof;
FIG. 5 is a left side view thereof;
FIG. 6 is a right side view thereof;
FIG. 7 is a top view thereof;
FIG. 8 is a bottom view thereof;
FIG. 9 is a perspective view of rear, bottom and left side thereof, with lid open;
FIG. 10 is a front view thereof, with lid open;
FIG. 11 is a top view thereof, with lid open;
FIG. 12 is a right side view thereof, with lid open;
FIG. 13 is a perspective view thereof, with lid being rotated after it is open;
FIG. 14 is a bottom view thereof, with lid closed after it is open and rotated;
FIG. 15 is a left side view thereof, with lid closed after it is open and rotated; and,
FIG. 16 is a right side view thereof, with lid closed after it is open and rotated.

The broken lines shown are included for the purpose of illustrating the unclaimed portions of a personal computer and form no part of the claimed design.

1 Claim, 13 Drawing Sheets




Fig. 1

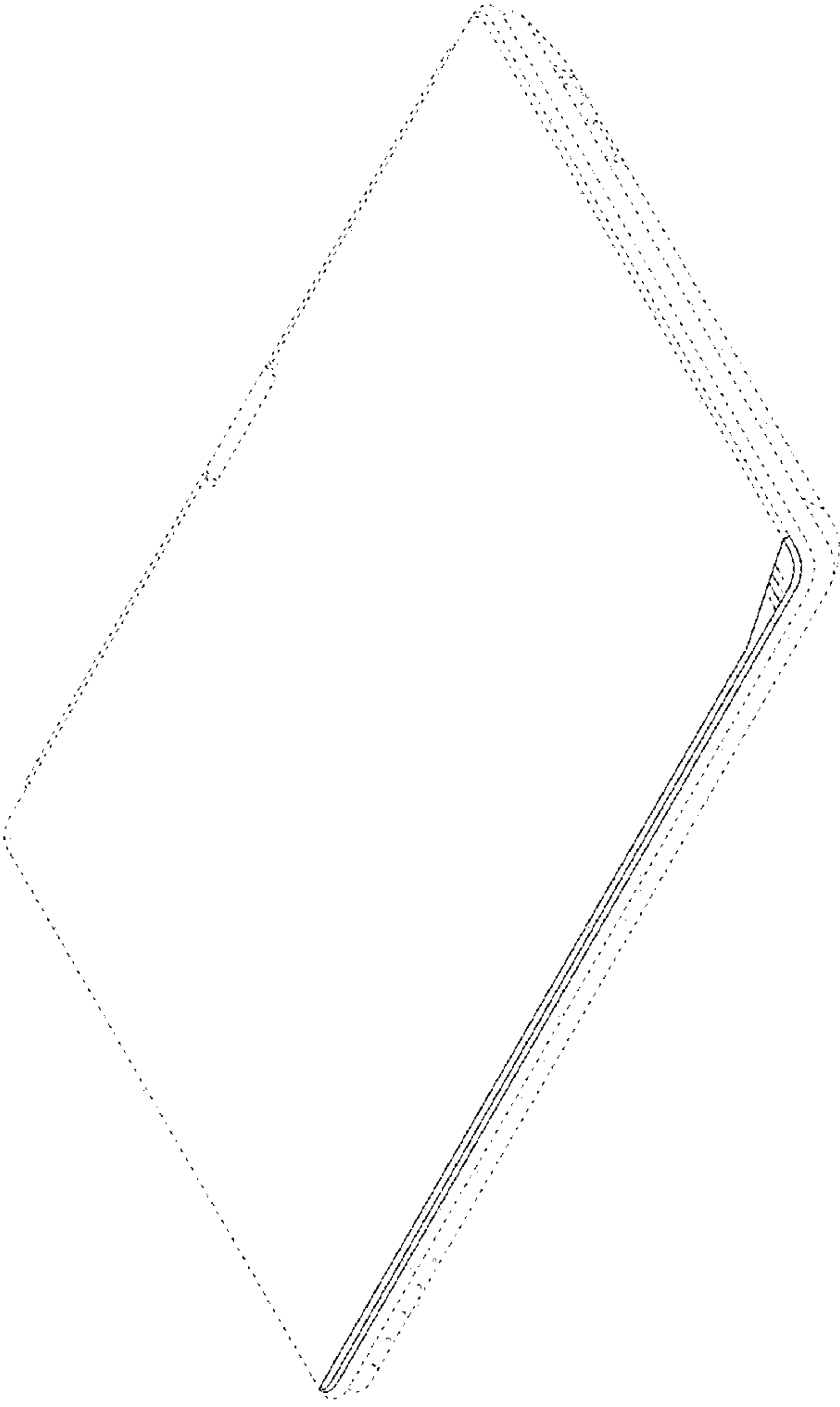


Fig. 2

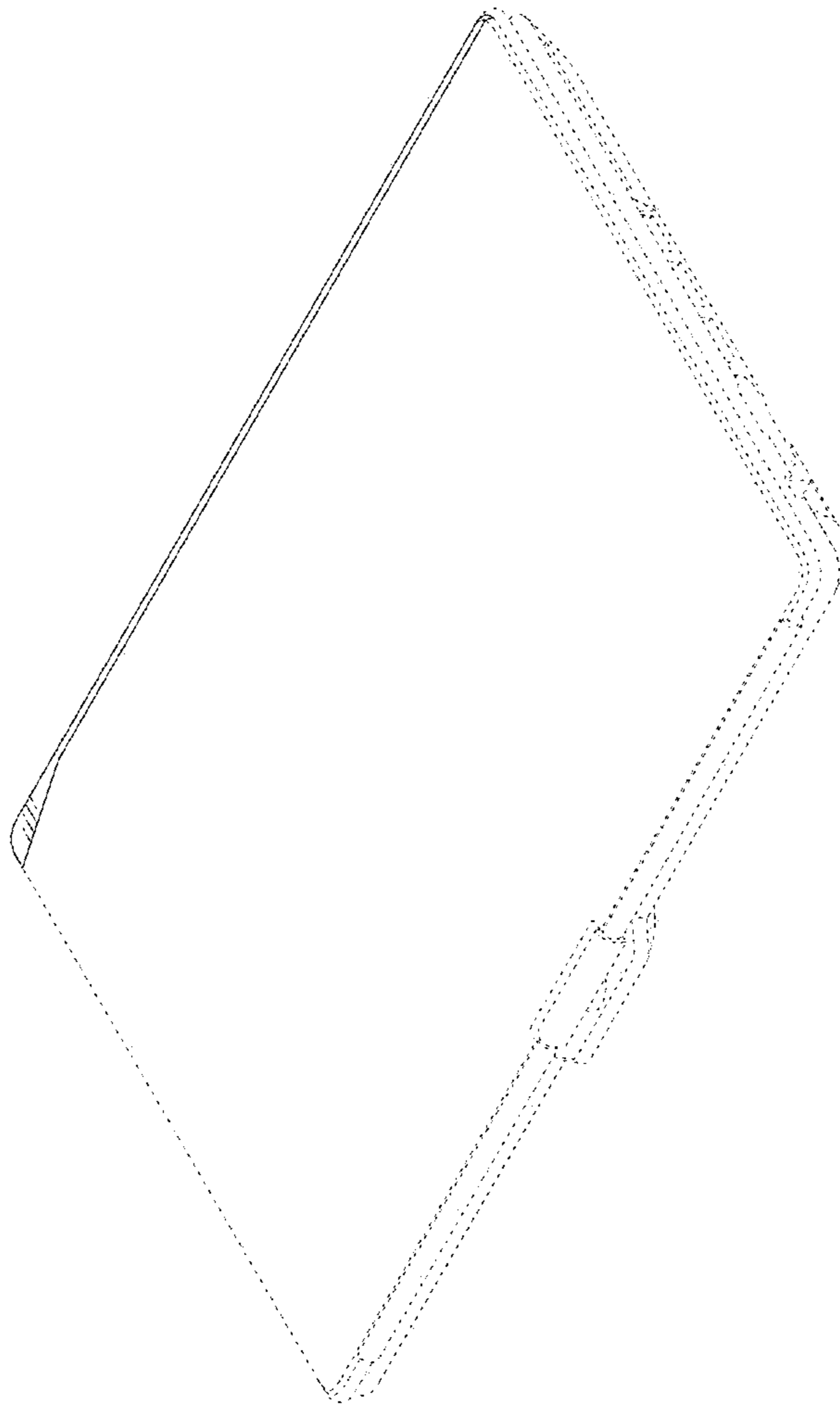


Fig. 3




Fig. 4




Fig. 6




Fig. 5

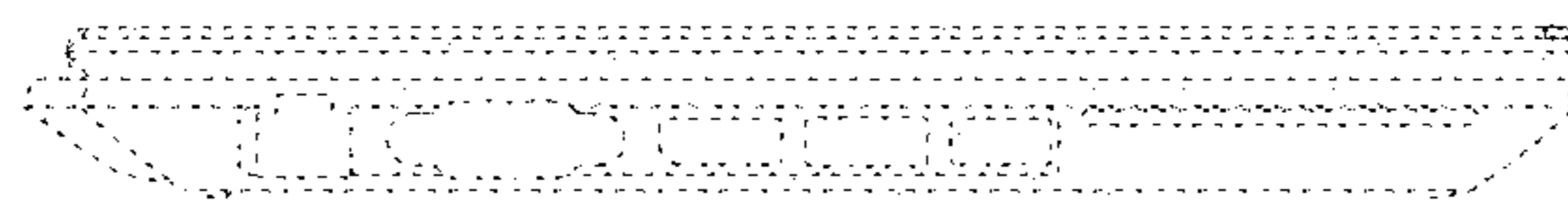


Fig. 7




Fig. 8

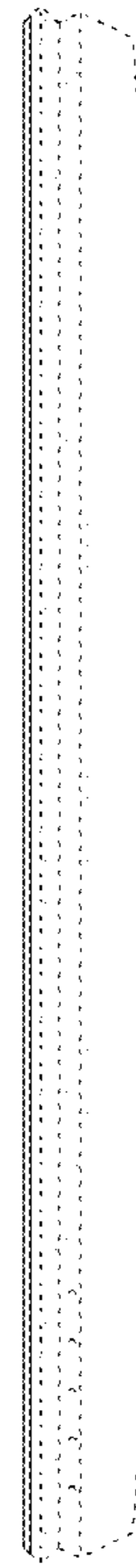


Fig. 9

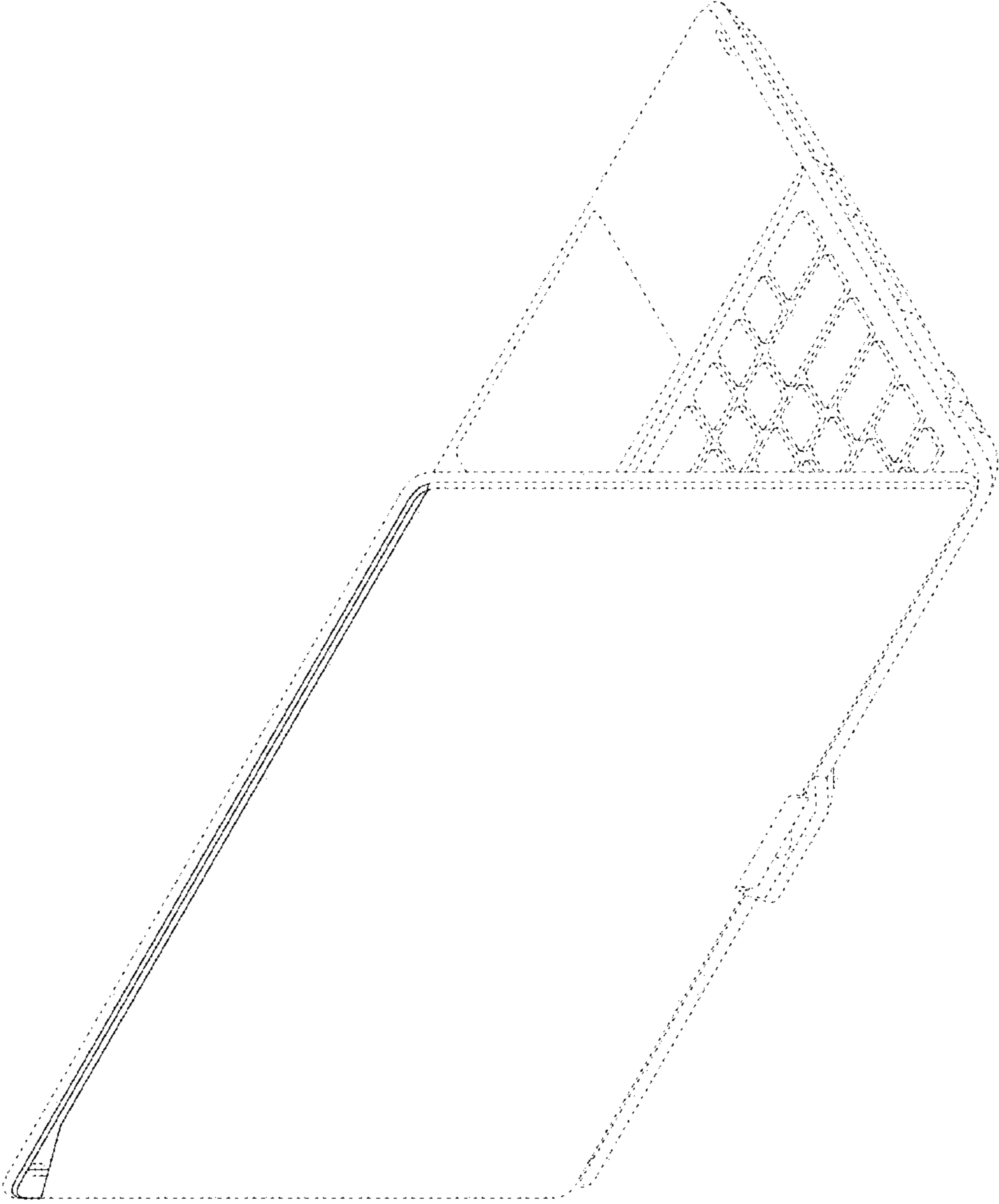


Fig. 10




Fig. 11




Fig. 12



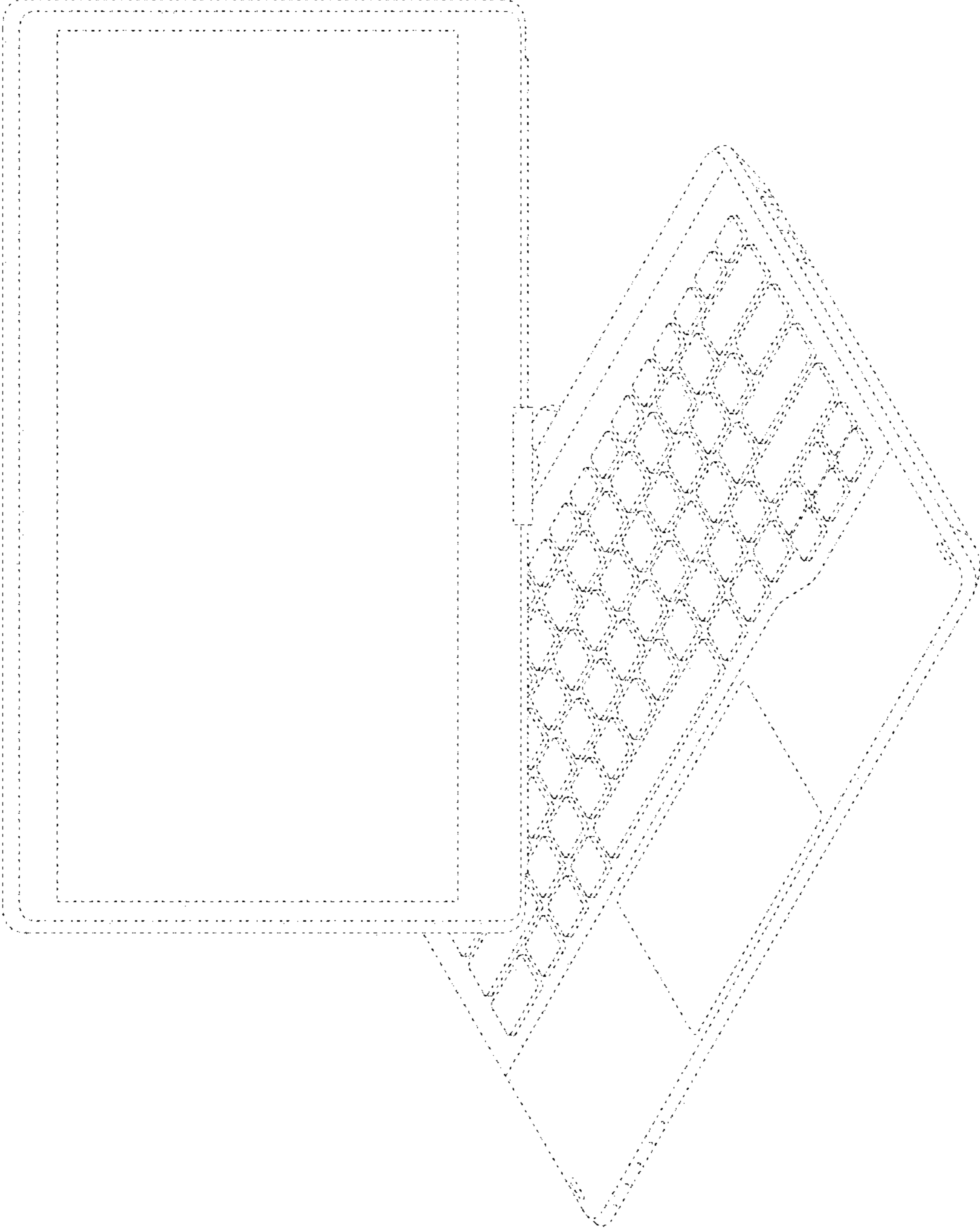


Fig. 13

Fig. 14

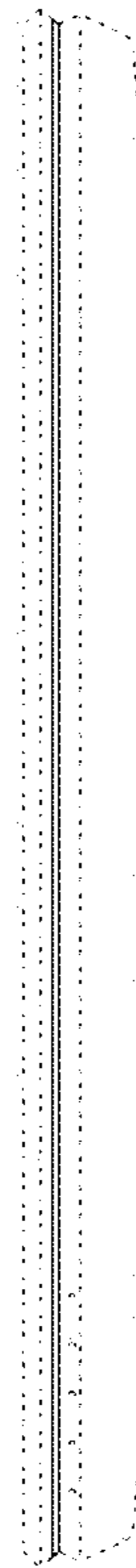


Fig. 16




Fig. 15

