



US00D726706S

(12) **United States Design Patent**  
**Kraft et al.**

(10) **Patent No.:** **US D726,706 S**  
(45) **Date of Patent:** **\*\* Apr. 14, 2015**

- (54) **SELF-SERVICE TERMINAL**
- (71) Applicant: **Diebold Self-Service Systems division of Diebold, Incorporated**, North Canton, OH (US)
- (72) Inventors: **Dave Kraft**, North Canton, OH (US); **George Niemoller**, North Canton, OH (US); **Donald S. Nelson, Jr.**, Akron, OH (US); **Scott Dailey**, North Canton, OH (US); **Michael Tirak**, Canfield, OH (US)

D605,189	S	*	12/2009	Kuroda	.....	D14/307
D605,191	S	*	12/2009	Kuroda et al.	.....	D14/307
D628,742	S	*	12/2010	Hsu	.....	D28/9
8,011,573	B1	*	9/2011	Schoeffler et al.	.....	235/379
D661,293	S	*	6/2012	Kuroda et al.	.....	D14/307
D675,608	S	*	2/2013	Ono	.....	D14/307
D675,610	S	*	2/2013	Ono	.....	D14/307
D676,038	S	*	2/2013	Masuda et al.	.....	D14/307
D695,285	S	*	12/2013	Smith et al.	.....	D14/307
D702,675	S	*	4/2014	Jones	.....	D14/307
D707,674	S	*	6/2014	Daniel	.....	D14/307

\* cited by examiner

- (73) Assignee: **Diebold Self-Service Systems a division of Diebold, Incorporated**, North Canton, OH (US)

*Primary Examiner* — Austin Murphy  
(74) *Attorney, Agent, or Firm* — Diebold, Incorporated

(\*\*) Term: **14 Years**

(57) **CLAIM**

The ornamental design for a self-service terminal, as shown and described.

(21) Appl. No.: **29/506,087**

(22) Filed: **Oct. 13, 2014**

**DESCRIPTION**

(51) **LOC (10) Cl.** ..... **14-02**

(52) **U.S. Cl.**  
USPC ..... **D14/307**

(58) **Field of Classification Search**  
USPC ..... D14/302–307, 900–902; D13/163;  
D20/10; D21/332, 325, 369, 370;  
D99/28; D6/397, 466; 194/206;  
361/679.01, 679.02, 679.04, 679.21,  
361/679.57, 725

See application file for complete search history.

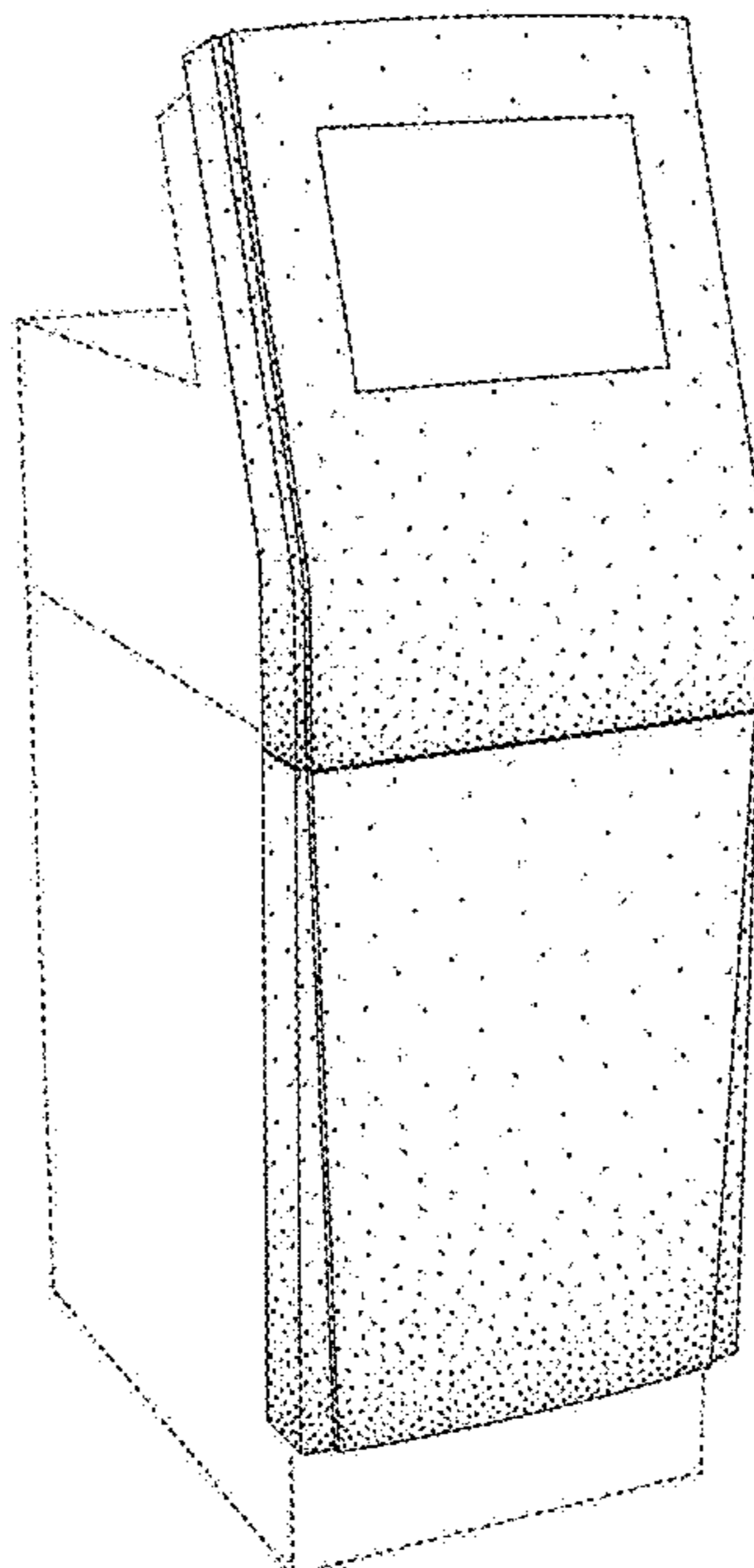
FIG. 1 is a perspective view of a self-service terminal design of the present invention;  
FIG. 2 is a front elevation of the self-service terminal of FIG. 1;  
FIG. 3 is a side elevation of the self-service terminal of FIG. 1, the opposite side being identical in appearance;  
FIG. 4 is a rear elevation of the self-service terminal of FIG. 1;  
FIG. 5 is a top view of the self-service terminal of FIG. 1; and,  
FIG. 6 is a bottom view of the self-service terminal of FIG. 1.  
The broken lines shown in the drawings represent portions of the self-service terminal that form no part of the claimed design.

(56) **References Cited**

**U.S. PATENT DOCUMENTS**

D453,754	S	*	2/2002	Petersen	.....	D14/307
D518,480	S	*	4/2006	Zheng et al.	.....	D14/307

**1 Claim, 5 Drawing Sheets**



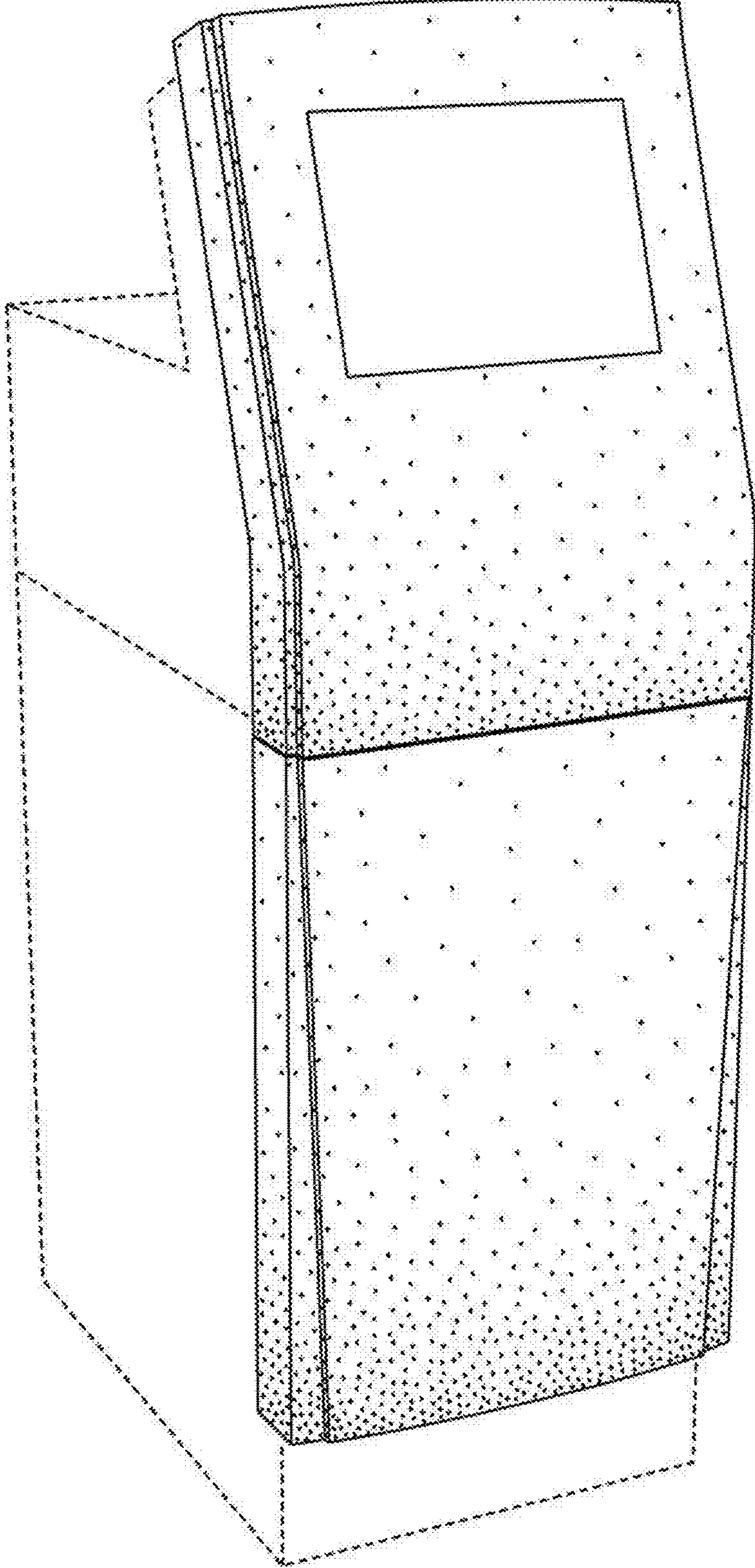


FIG. 1

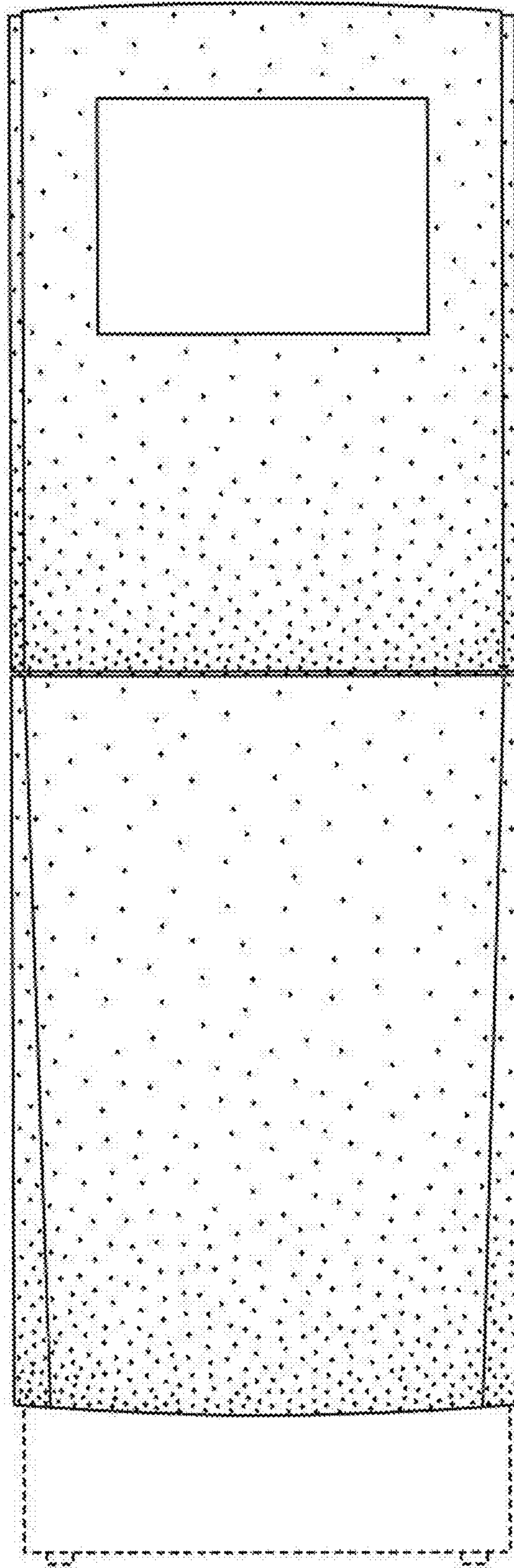


FIG. 2

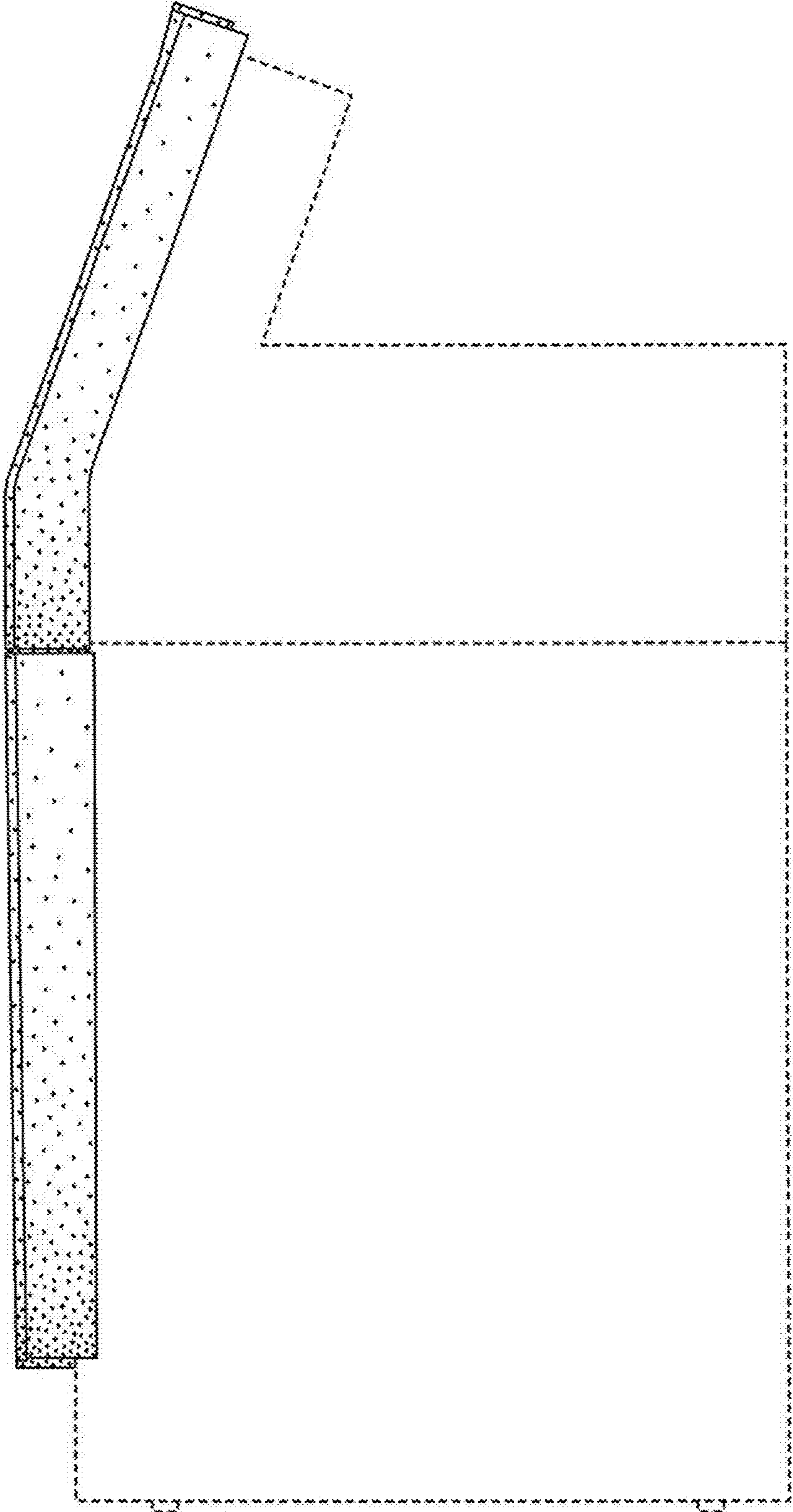


FIG. 3




FIG. 4

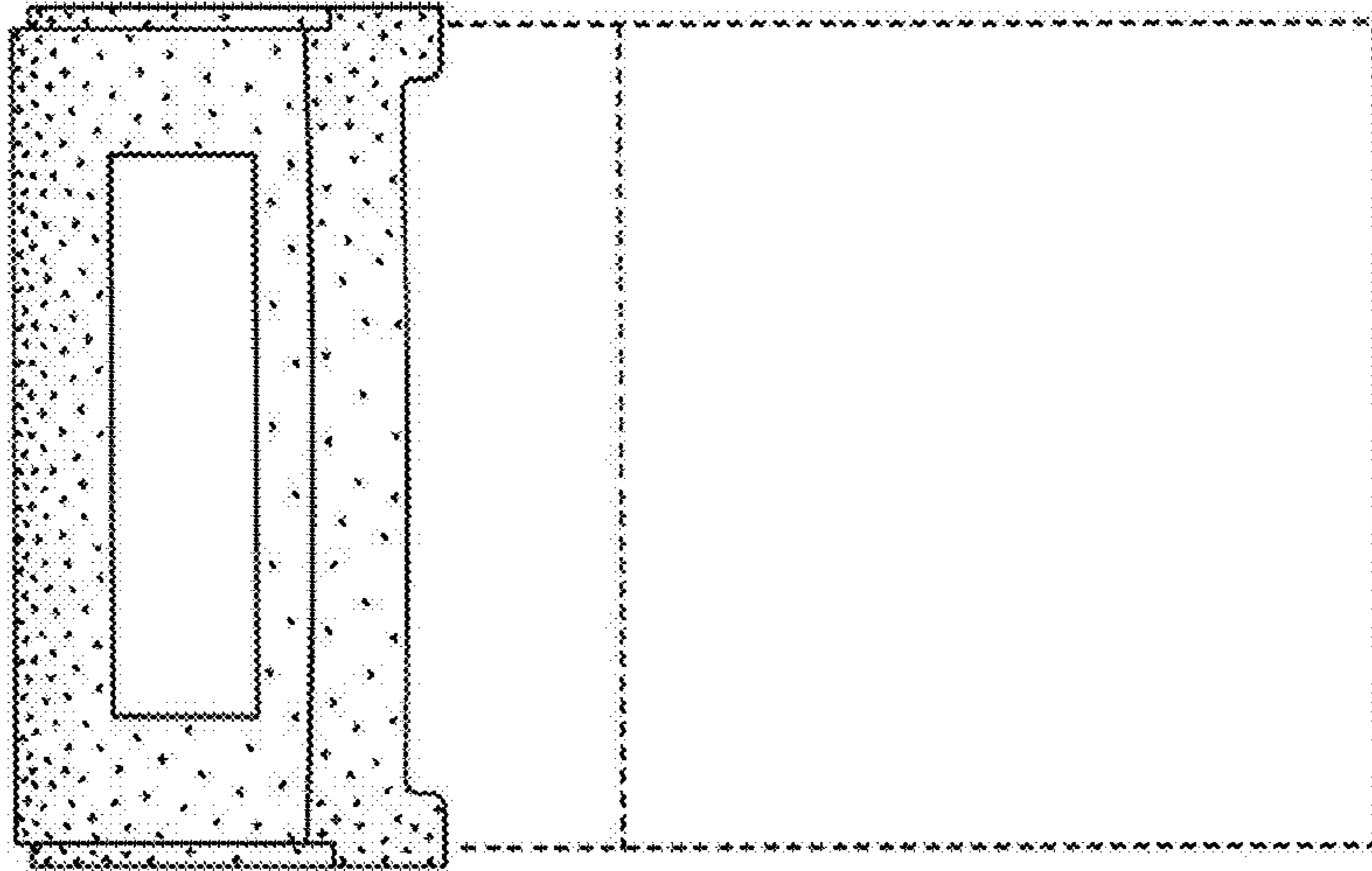


FIG. 5




FIG. 6