



US00D726668S

(12) **United States Design Patent**
Yoo et al.

(10) **Patent No.:** **US D726,668 S**
(45) **Date of Patent:** **** Apr. 14, 2015**

(54) **TELEVISION RECEIVER**

(56) **References Cited**

(71) Applicant: **LG Electronics Inc.**, Seoul (KR)

U.S. PATENT DOCUMENTS

(72) Inventors: **Sehdong Yoo**, Yongin-si (KR);
Yunhwan Sung, Seoul (KR); **Hyeyoung Hong**, Seoul (KR)

D535,265 S * 1/2007 Inoue D14/126
D682,232 S * 5/2013 Lee et al. D14/126
D695,700 S * 12/2013 Seong D14/126
D702,659 S * 4/2014 Yoo et al. D14/126

(73) Assignee: **LG Electronics Inc.**, Seoul (KR)

* cited by examiner

(**) Term: **14 Years**

Primary Examiner — Raphael Barkai

(21) Appl. No.: **29/464,798**

(74) *Attorney, Agent, or Firm* — Birch, Stewart, Kolasch & Birch, LLP

(22) Filed: **Aug. 21, 2013**

(30) **Foreign Application Priority Data**

(57) **CLAIM**

The ornamental design for a television receiver, as shown and described.

Feb. 22, 2013 (KR) 30-2013-0009432

(51) **LOC (10) Cl.** **14-03**

DESCRIPTION

(52) **U.S. Cl.**
USPC **D14/126**

(58) **Field of Classification Search**
CPC ... G06F 1/1601; G06F 1/1643; H05K 5/0004;
H05K 5/0017; H05K 5/02; H05K 5/0217
USPC D14/125-134, 239, 371, 136, 374-377,
D14/440, 450, 448, 336, 342, 159; 312/7.2;
348/836, 838, 180, 184, 325, 739;
248/917-924, 465; 345/104, 133, 156,
345/168, 87, 173; D21/329, 515, 577, 622,
D21/333, 433, 448, 452, 450, 331, 505;
D10/15, 26; 446/484, 175, 356;
D6/477, 479, 300; D24/185; D34/14

FIG. 1 is a perspective view of a television receiver showing our new design;
FIG. 2 is a front view thereof;
FIG. 3 is a rear view thereof;
FIG. 4 is a left side view thereof where the right side view is a mirror image;
FIG. 5 is a top plan view thereof;
FIG. 6 is a bottom plan view thereof; and,
FIG. 7 is a rear perspective view thereof.
The broken lines are for illustrative purposes only and form no part of the claimed design.

See application file for complete search history.

1 Claim, 6 Drawing Sheets




FIG. 1




FIG. 2



FIG. 3

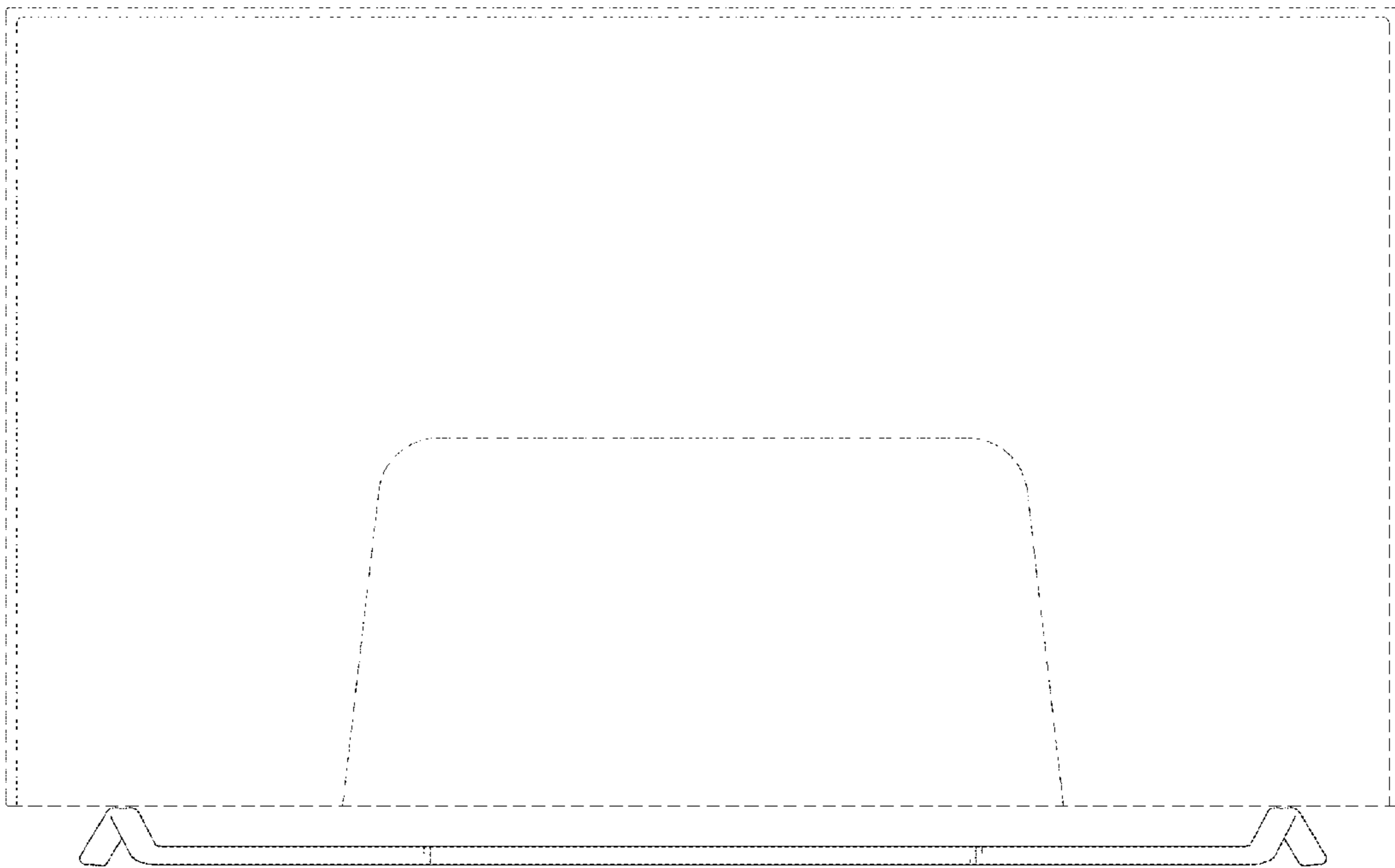


FIG. 4




FIG. 5




FIG. 6




FIG. 7

