



US00D726650S

(12) **United States Design Patent**
Park et al.

(10) **Patent No.:** **US D726,650 S**
(45) **Date of Patent:** **** Apr. 14, 2015**

(54) **PORTABLE CHARGER**

(71) Applicant: **Kahram Design Consulting Co., Ltd.**,
Seoul (KR)

(72) Inventors: **Sung Keun Park**, Seoul (KR); **Ho Gon Kim**, Seoul (KR)

(73) Assignee: **Kahram Design Consulting Co., Ltd.**
(KR)

(**) Term: **14 Years**

(21) Appl. No.: **29/465,686**

(22) Filed: **Aug. 30, 2013**

(51) **LOC (10) Cl.** **13-02**

(52) **U.S. Cl.**
USPC **D13/108; D13/102**

(58) **Field of Classification Search**
USPC D13/102–110, 118–119, 184, 199;
D14/356, 432; 320/103, 111–115,
320/135–146; 136/206, 243–245
See application file for complete search history.

(56) **References Cited**

U.S. PATENT DOCUMENTS

D457,858 S * 5/2002 Lee D13/110
D631,834 S * 2/2011 Neidhart D13/103

D679,243 S * 4/2013 Chilton et al. D13/102
D690,260 S * 9/2013 Nook et al. D13/102
D700,138 S * 2/2014 Walz et al. D13/103
D704,626 S * 5/2014 Li D13/103
D708,569 S * 7/2014 Beckerman et al. D13/102
D708,570 S * 7/2014 Martin D13/102
D709,026 S * 7/2014 Lee et al. D13/103

* cited by examiner

Primary Examiner — Rosemary K Tarca

(74) *Attorney, Agent, or Firm* — Cantor Colburn LLP

(57) **CLAIM**

The ornamental design for a portable charger, as shown and described.

DESCRIPTION

FIG. 1 is a front perspective view of a portable charger showing my new design;
FIG. 2 is a front view thereof
FIG. 3 is a rear view thereof;
FIG. 4 is a left side view thereof;
FIG. 5 is a right side view thereof;
FIG. 6 is a top plan view thereof;
FIG. 7 is a bottom plan view thereof; and,
FIG. 8 is a rear perspective view thereof.

1 Claim, 8 Drawing Sheets

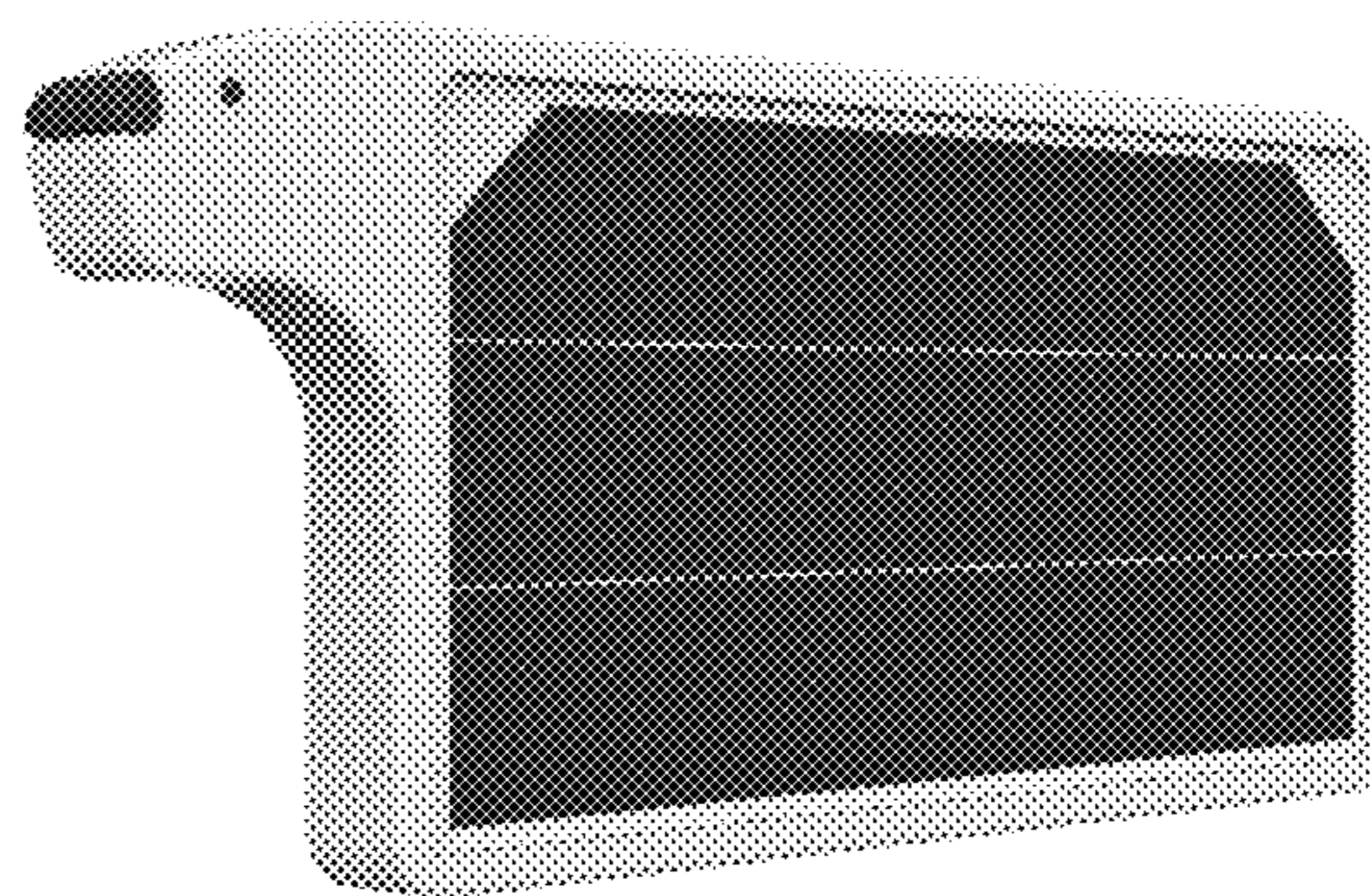
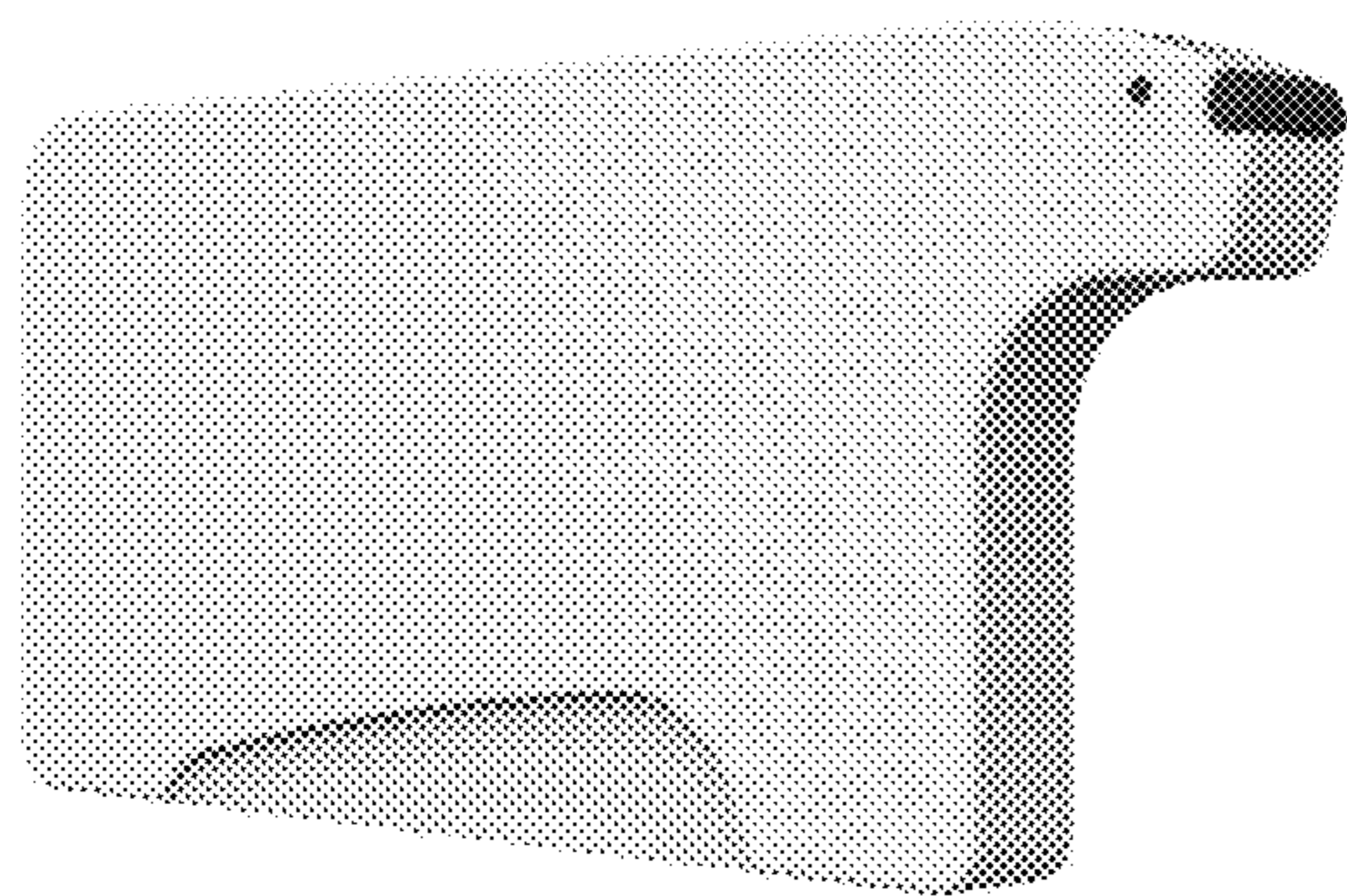


FIG. 1




FIG. 2




FIG. 3




FIG. 4



FIG. 5




FIG. 6




FIG. 7



FIG. 8

