

US00D726612S

(12) **United States Design Patent**  
**Wiedeman et al.**

(10) **Patent No.:** **US D726,612 S**  
(45) **Date of Patent:** **\*\* Apr. 14, 2015**

(54) **INSTRUMENT PANEL**

(71) Applicant: **Honda Motor Co., Ltd.**, Tokyo (JP)

(72) Inventors: **Michael Wiedeman**, Rancho Palos Verdes, CA (US); **Walter Ma**, Los Angeles, CA (US)

(73) Assignee: **Honda Motor Co., Ltd.**, Tokyo (JP)

(\*\*) Term: **14 Years**

(21) Appl. No.: **29/488,196**

(22) Filed: **Apr. 16, 2014**

(51) **LOC (10) Cl.** ..... **12-16**

(52) **U.S. Cl.**  
USPC ..... **D12/192**

(58) **Field of Classification Search**  
USPC ..... D12/192, 415, 110, 114; D10/46, 98,  
D10/102-103, 122-127; D15/17, 28;  
296/190.01-190.09, 191, 70;  
280/750-752; 180/90

See application file for complete search history.

(56) **References Cited**

U.S. PATENT DOCUMENTS

|              |         |                        |         |
|--------------|---------|------------------------|---------|
| D405,408 S * | 2/1999  | Yoshida et al. ....    | D12/192 |
| D419,936 S * | 2/2000  | Sacco et al. ....      | D12/192 |
| D577,640 S * | 9/2008  | Wyszogrod et al. ....  | D12/192 |
| D637,539 S * | 5/2011  | Welch et al. ....      | D12/192 |
| D641,672 S * | 7/2011  | Willoughby et al. .... | D12/192 |
| D641,674 S * | 7/2011  | Kim et al. ....        | D12/192 |
| D693,753 S * | 11/2013 | Cheung et al. ....     | D12/192 |
| D704,610 S * | 5/2014  | Mizuhata et al. ....   | D12/192 |

\* cited by examiner

*Primary Examiner* — Katrina A Betton

(74) *Attorney, Agent, or Firm* — Westerman, Hattori, Daniels & Adrian, LLP

(57) **CLAIM**

An ornamental design for an instrument panel, as shown and described.

**DESCRIPTION**


FIG. 1 is a perspective view of an instrument panel showing our new design;

FIG. 2 is a front elevational view thereof;

FIG. 3 is a top plan view thereof; and,

FIG. 4 is a right side elevational view thereof.

**1 Claim, 4 Drawing Sheets**








FIG. 1






FIG. 2






FIG. 3



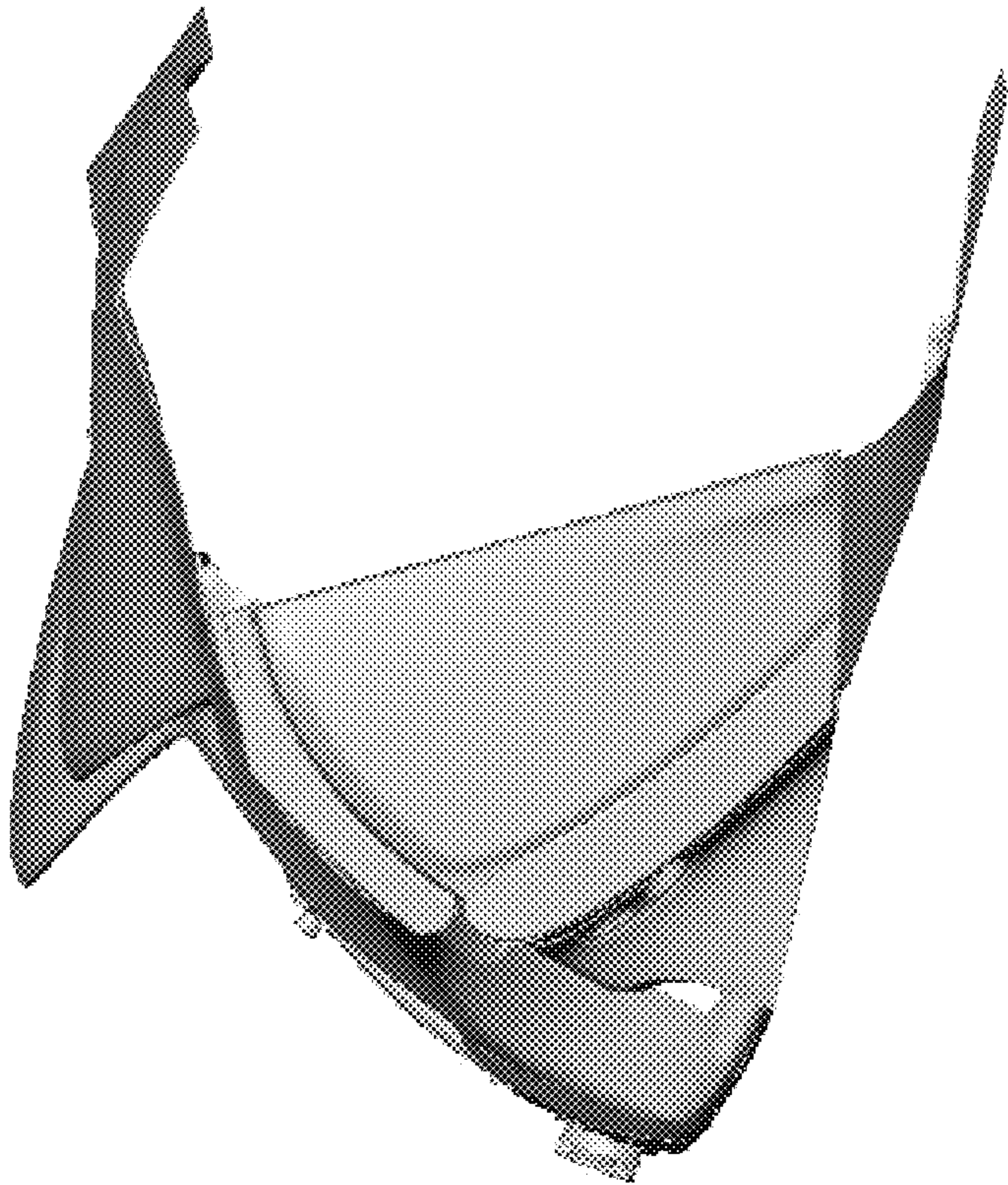


FIG. 4