



US00D726609S

(12) **United States Design Patent**
Curic et al.

(10) **Patent No.:** **US D726,609 S**

(45) **Date of Patent:** **** Apr. 14, 2015**

(54) **VEHICLE REAR SPOILER**

D625,232 S * 10/2010 Borkert D12/181
D659,615 S * 5/2012 Varga D12/181
D669,005 S * 10/2012 Varga D12/181

(71) Applicant: **Ford Motor Company**, Dearborn, MI
(US)

OTHER PUBLICATIONS

(72) Inventors: **Kemal Curic**, West Bloomfield, MI
(US); **Darrell Behmer**, Novi, MI (US);
Christopher Svensson, Clemsford (GB);
Moray Callum, Ann Arbor, MI (US);
Joel Piaskowski, Dusseldorf (DE)

Ronan Glon. Ford Reveals one-off F-35-Inspired 2015 Mustang GT.
Jul. 25, 2014 [online], [retrieved on Aug. 27, 2014] Retrieved from
the Internet <URL: <http://www.leftlanenews.com/ford-mustang-gt-f-35-lightening-ii-edition.html>>.

2016 Ford Mustang SVT Spied 'Ring testing once again. [retrieved
on Aug. 27, 2014] Retrieved from the Internet <URL: <http://www.worldcarfans.com/114071878374/2013-ford-mustang-svt-spied-ring-testing-once-again.html>>.

(73) Assignee: **Ford Motor Company**, Dearborn, MI
(US)

* cited by examiner

(**) Term: **14 Years**

Primary Examiner — Katrina A Betton

(21) Appl. No.: **29/507,220**

(74) *Attorney, Agent, or Firm* — Damian Porcari

(22) Filed: **Oct. 24, 2014**

(51) **LOC (10) Cl.** **12-08**

(52) **U.S. Cl.**
USPC **D12/181**

(57) **CLAIM**

The ornamental design for a vehicle rear spoiler, as shown and described.

(58) **Field of Classification Search**
USPC D12/181, 191, 196, 400, 190, 88;
280/727, 770, 848; 296/180.01–180.5,
296/91; 180/903

DESCRIPTION

See application file for complete search history.


FIG. 1 is a top left perspective view of a vehicle rear spoiler;
FIG. 2 is a top right perspective view thereof;
FIG. 3 is a top rear perspective view thereof;
FIG. 4 is a front elevational view thereof;
FIG. 5 is a rear elevational view thereof;
FIG. 6 is a left side elevational view thereof;
FIG. 7 is a right side elevational view thereof;
FIG. 8 is a top plan view thereof; and,
FIG. 9 is a bottom plan view thereof.

(56) **References Cited**

U.S. PATENT DOCUMENTS

D585,799 S * 2/2009 Kim D12/181
D586,711 S * 2/2009 Sato D12/181
D599,264 S * 9/2009 Akasawa et al. D12/181
D605,993 S * 12/2009 Furuhashi et al. D12/181

1 Claim, 9 Drawing Sheets






Figure 1




Figure 2




Figure 3




Figure 4

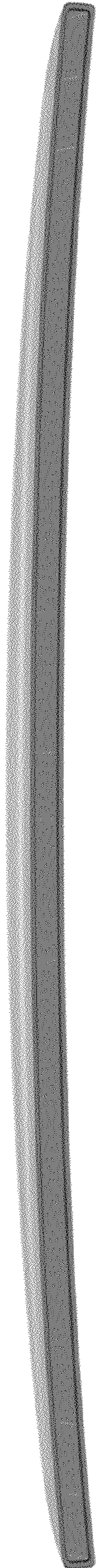


Figure 5




Figure 6




Figure 7




Figure 8

Figure 9

