



US00D726601S

(12) **United States Design Patent**  
**Duff et al.**

(10) **Patent No.:** **US D726,601 S**

(45) **Date of Patent:** **\*\* Apr. 14, 2015**

(54) **VEHICLE GRILLE**

(56) **References Cited**

(71) Applicant: **GM Global Technology Operations LLC**, Detroit, MI (US)

U.S. PATENT DOCUMENTS

(72) Inventors: **Richard S. Duff**, Warren, MI (US);  
**Yinfeng Chen**, Shanghai (CN)

D536,284 S *	2/2007	Nakamura et al.	.....	D12/163
D558,102 S *	12/2007	Lau et al.	.....	D12/163
D580,308 S *	11/2008	Ebel et al.	.....	D12/163
D597,447 S *	8/2009	Folden	.....	D12/92
D615,458 S *	5/2010	Thompson et al.	.....	D12/92
D683,668 S *	6/2013	Thurber	.....	D12/163

(73) Assignee: **GM Global Technology Operations LLC**, Detroit, MI (US)

\* cited by examiner

(\*\*) Term: **14 Years**

*Primary Examiner* — Melody Brown

(21) Appl. No.: **29/484,378**

(74) *Attorney, Agent, or Firm* — Mickki D. Murray; Parks Wood LLC

(22) Filed: **Mar. 8, 2014**

(57) **CLAIM**

The ornamental design for a vehicle grille, as shown and described.

(51) **LOC (10) Cl.** ..... **12-16**

**DESCRIPTION**

(52) **U.S. Cl.**  
USPC ..... **D12/163**

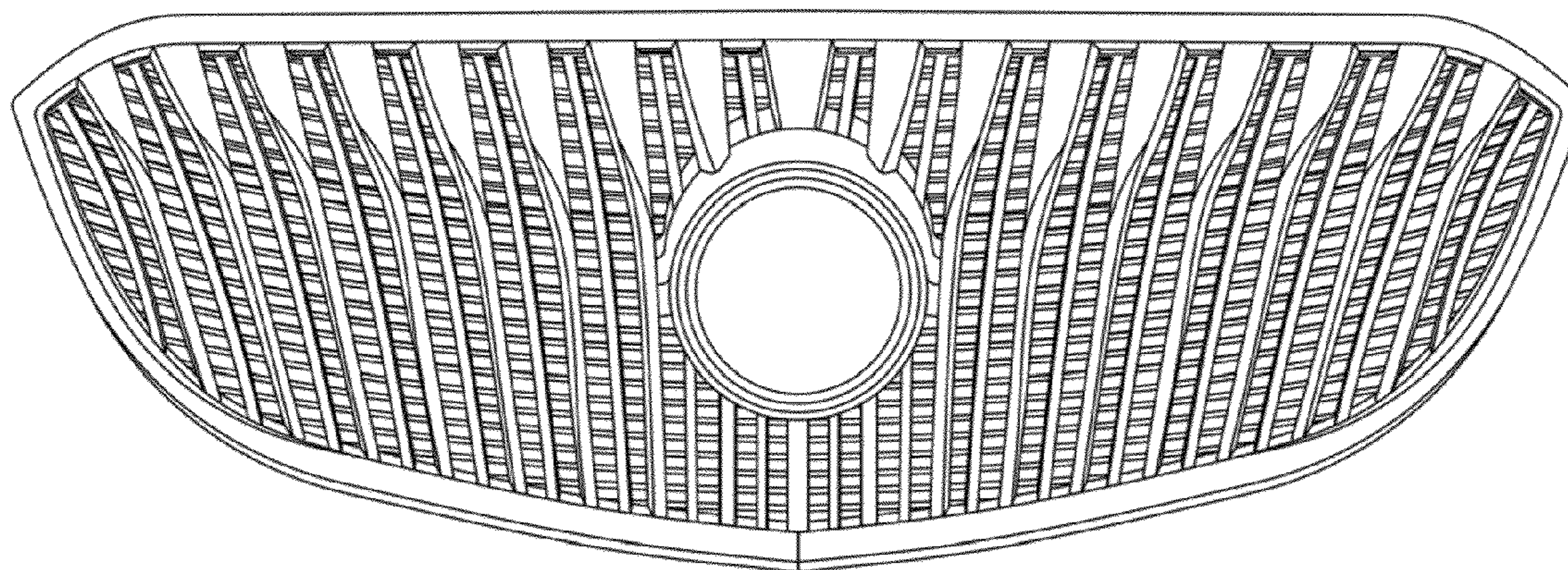
(58) **Field of Classification Search**  
CPC ..... B62D 25/08; B62B 9/16; B60K 11/08;  
B60R 19/52  
USPC ..... D12/163, 196, 86, 90-92, 171, 169,  
D12/216; 180/68.1, 68.6; 293/193.11

FIG. 1 is a perspective view of a vehicle grille showing the new design;  
FIG. 2 is a front view, thereof;  
FIG. 3 is a top plan view thereof; and,  
FIG. 4 is a side view thereof.

The broken lines shown in the drawings illustrate portions of the vehicle grille that form no part of claimed design.

See application file for complete search history.

**1 Claim, 2 Drawing Sheets**





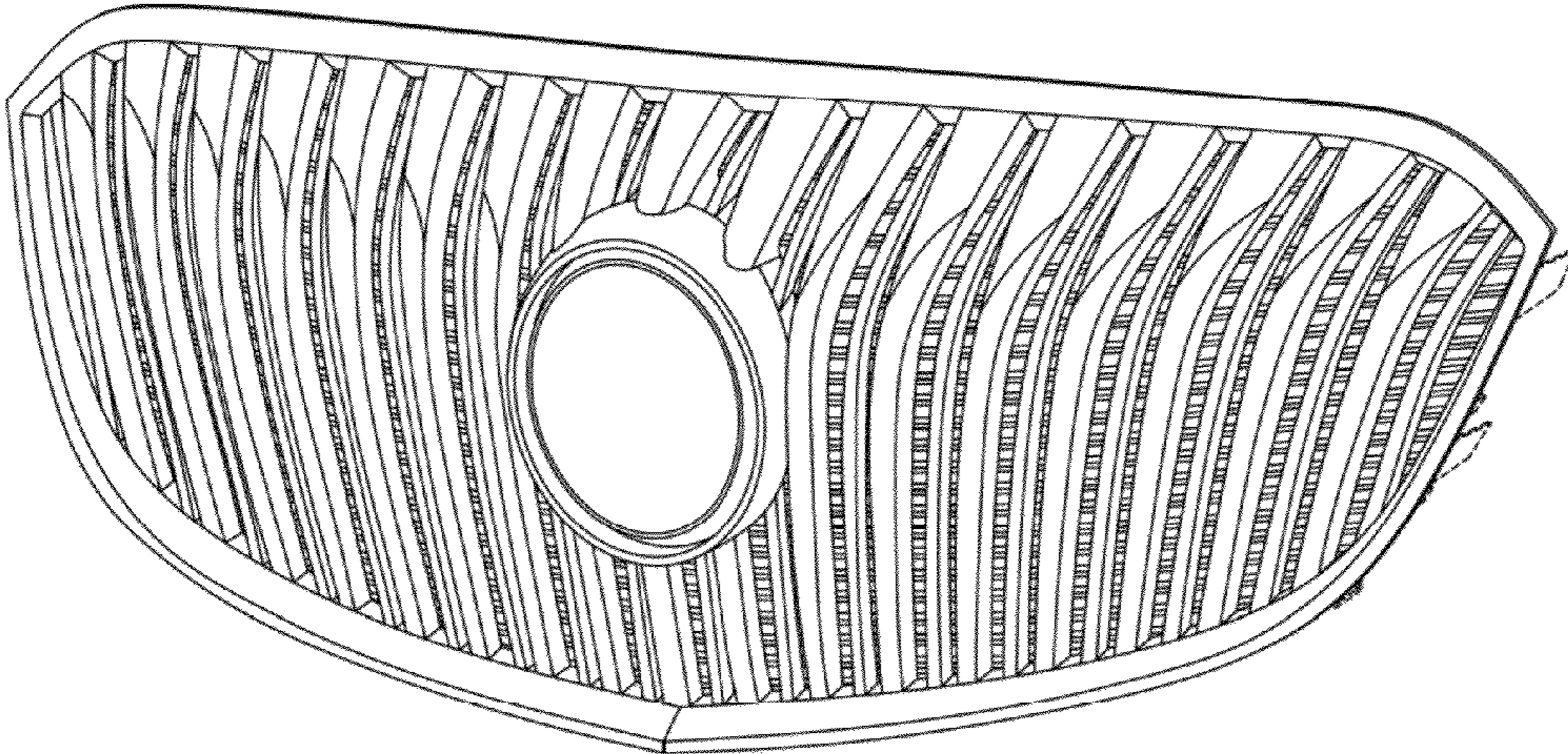


Fig-1

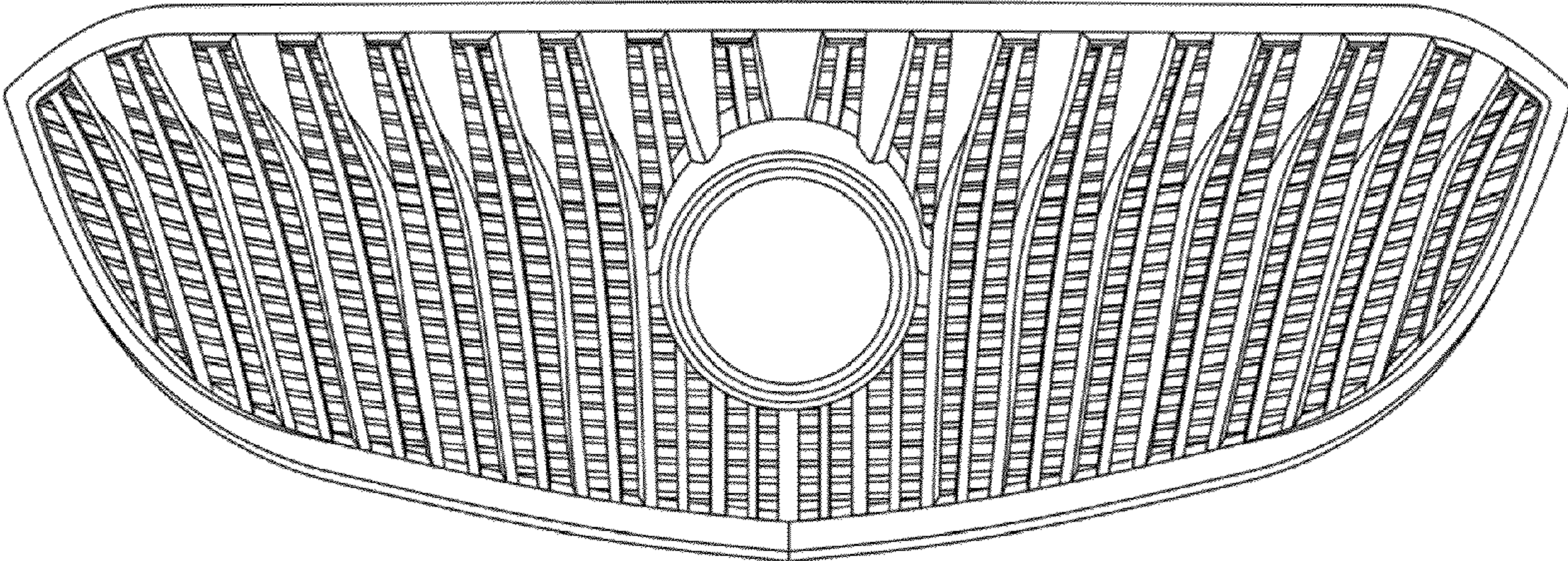


Fig-2



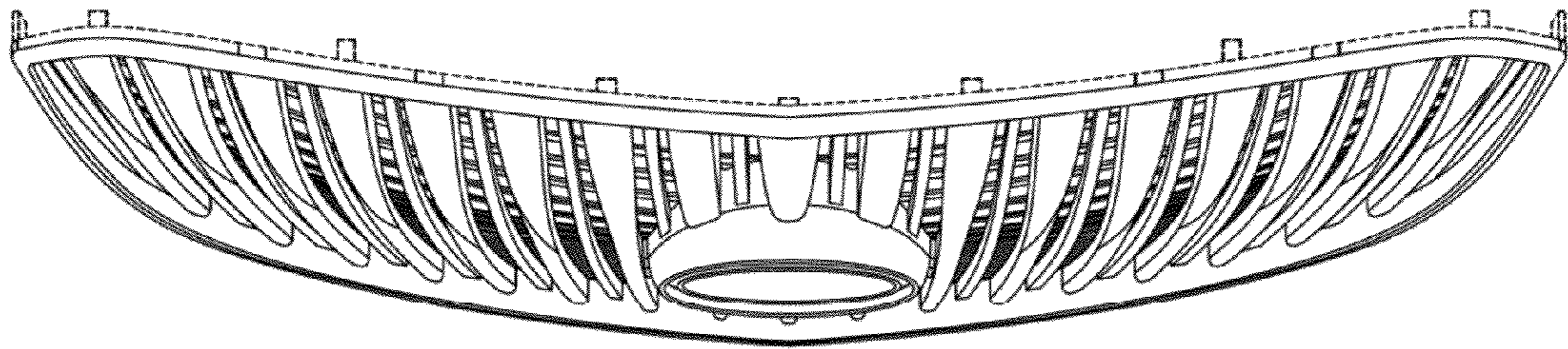


Fig-3

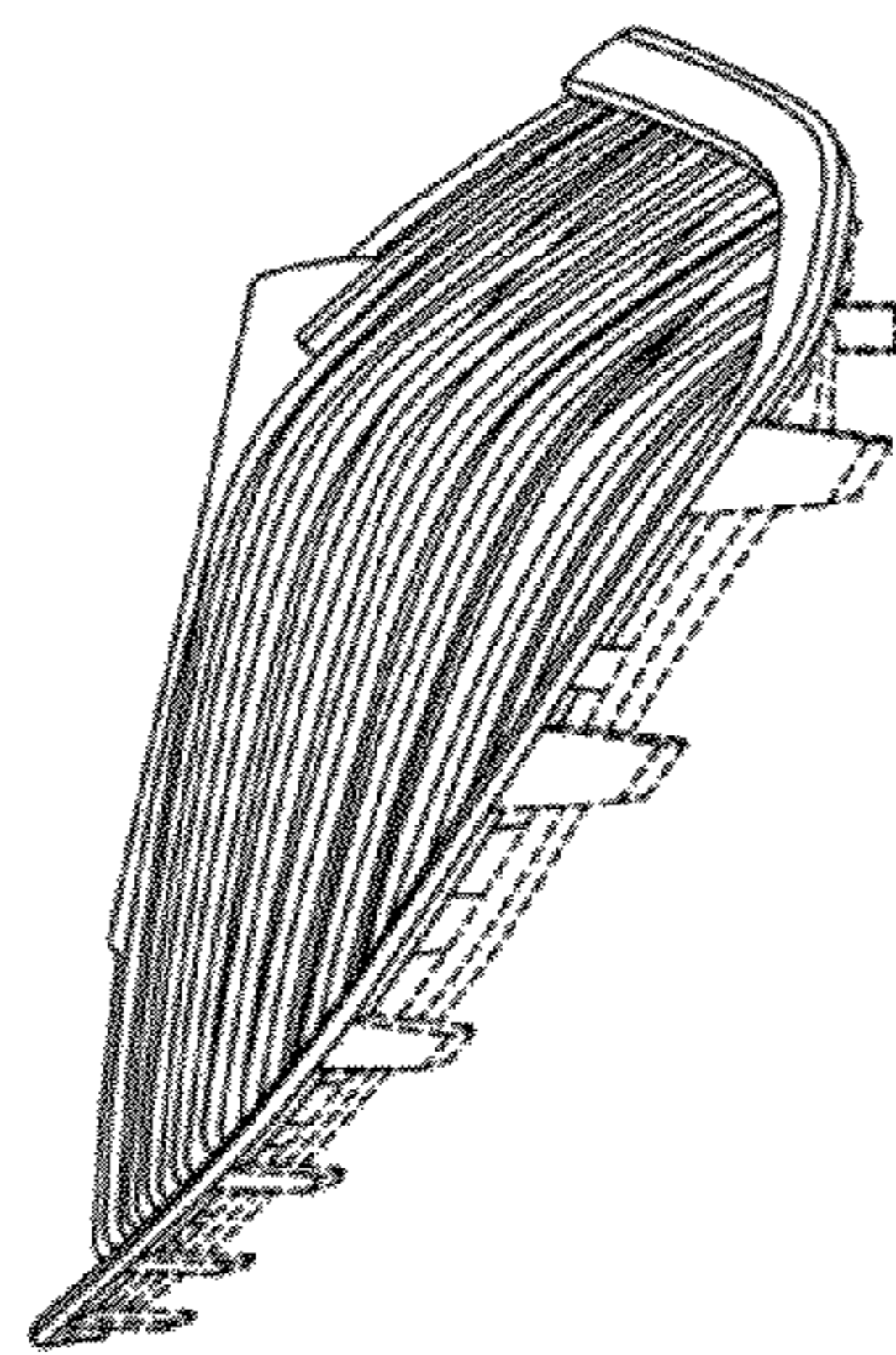


Fig-4