



US00D726581S

(12) **United States Design Patent**
Lu

(10) **Patent No.:** **US D726,581 S**
(45) **Date of Patent:** **** Apr. 14, 2015**

- (54) **PVC RATTAN COMPONENT FOR DECORATIVE ARTICLES**
- (71) Applicant: **James Lu**, Alpharetta, GA (US)
- (72) Inventor: **James Lu**, Alpharetta, GA (US)
- (73) Assignees: **International Business Corporation**, Alpharetta, GA (US); **Progressive Global Enterprises Co., Ltd.**, Taipei (TW)
- (**) Term: **14 Years**
- (21) Appl. No.: **29/496,087**
- (22) Filed: **Jul. 9, 2014**
- (51) **LOC (10) Cl.** **11-05**
- (52) **U.S. Cl.**
USPC **D11/130**
- (58) **Field of Classification Search**
USPC D11/117, 118, 119, 121, 125, 130, 131, D11/132, 133, 139, 157, 164; 428/7, 8, 9, 428/12, 15, 17, 18, 20, 21, 22
See application file for complete search history.

(56) **References Cited**

U.S. PATENT DOCUMENTS

2,783,568	A *	3/1957	Robinson	428/22
D180,980	S *	9/1957	Warren	D11/130
3,003,623	A *	10/1961	Paul et al.	206/577
3,167,467	A *	1/1965	Abramson	428/18
3,459,624	A *	8/1969	Reukauf et al.	428/18
3,463,696	A *	8/1969	Reukauf et al.	428/18
D223,497	S *	4/1972	Gelardi	D11/130

3,746,600	A *	7/1973	Circelli	428/8
3,834,976	A *	9/1974	Mottel	428/18
4,774,113	A *	9/1988	Shaffer	428/18
5,171,615	A *	12/1992	Cohen et al.	428/18
D348,857	S *	7/1994	Aldrich	D11/130
D424,470	S *	5/2000	Koo	D11/130
6,457,839	B1 *	10/2002	Grandoit	362/123
D571,687	S *	6/2008	Spencer	D11/130
D572,623	S *	7/2008	Kaiser	D11/117
D573,506	S *	7/2008	Kaiser	D11/117
D585,326	S *	1/2009	Donaldson	D11/130
D588,495	S *	3/2009	Cobb	D11/130
D616,789	S *	6/2010	Huse	D11/130
D655,056	S *	2/2012	Blair	D30/160
8,201,972	B2 *	6/2012	Weiser et al.	362/249.18
D703,578	S *	4/2014	Madrid et al.	D11/130
D706,161	S *	6/2014	Madrid	D11/130
D711,771	S *	8/2014	Madrid et al.	D11/130

* cited by examiner

Primary Examiner — Elizabeth J Oswecki

(74) *Attorney, Agent, or Firm* — Rodgers & Rodgers

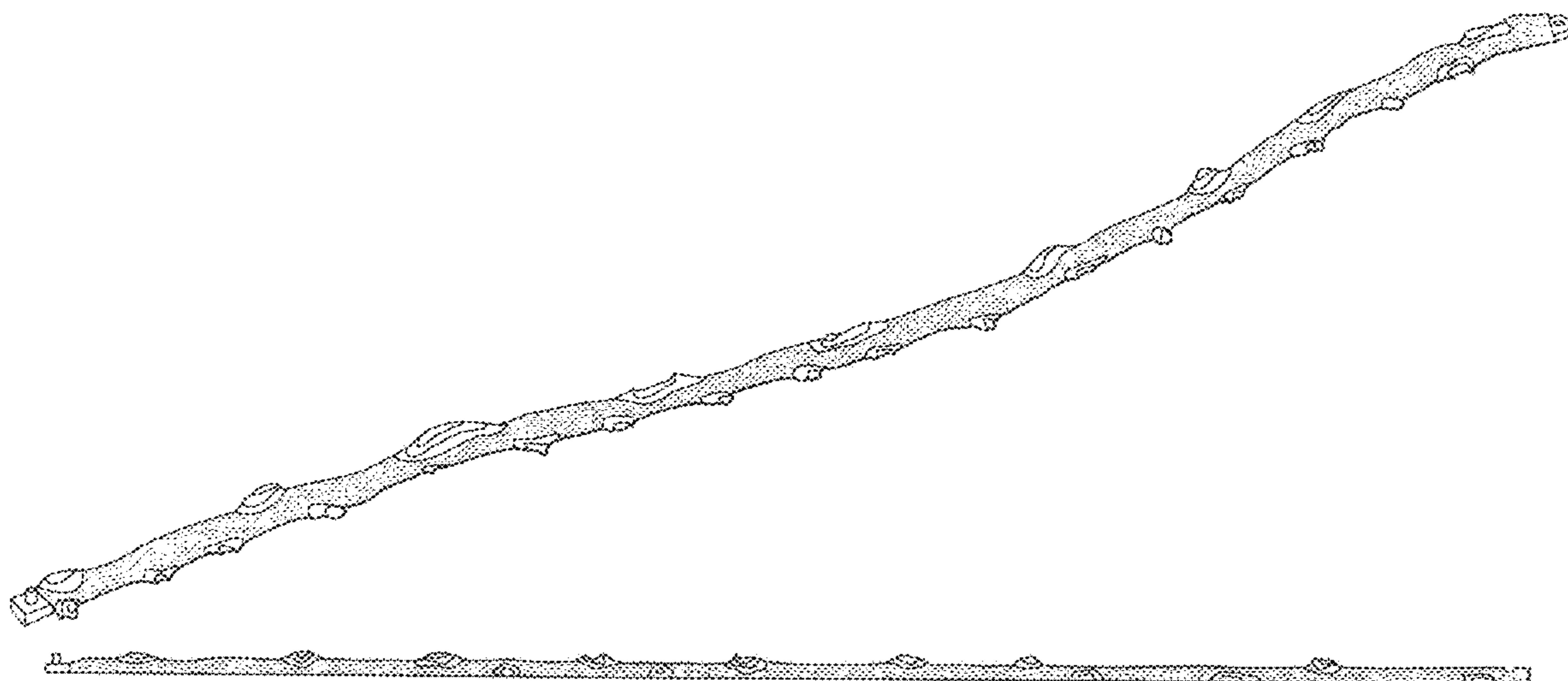
(57) **CLAIM**

The ornamental design for a PVC rattan component for decorative articles, as shown and described.

DESCRIPTION

FIG. 1 is a perspective view of a PVC rattan component for decorative articles showing my new design;
 FIG. 2 is a front elevational view thereof;
 FIG. 3 is a top plan view thereof;
 FIG. 4 is a rear elevational view thereof;
 FIG. 5 is a bottom plan view thereof;
 FIG. 6 is a right-side elevational view thereof; and,
 FIG. 7 is a left-side elevational view thereof.

1 Claim, 2 Drawing Sheets



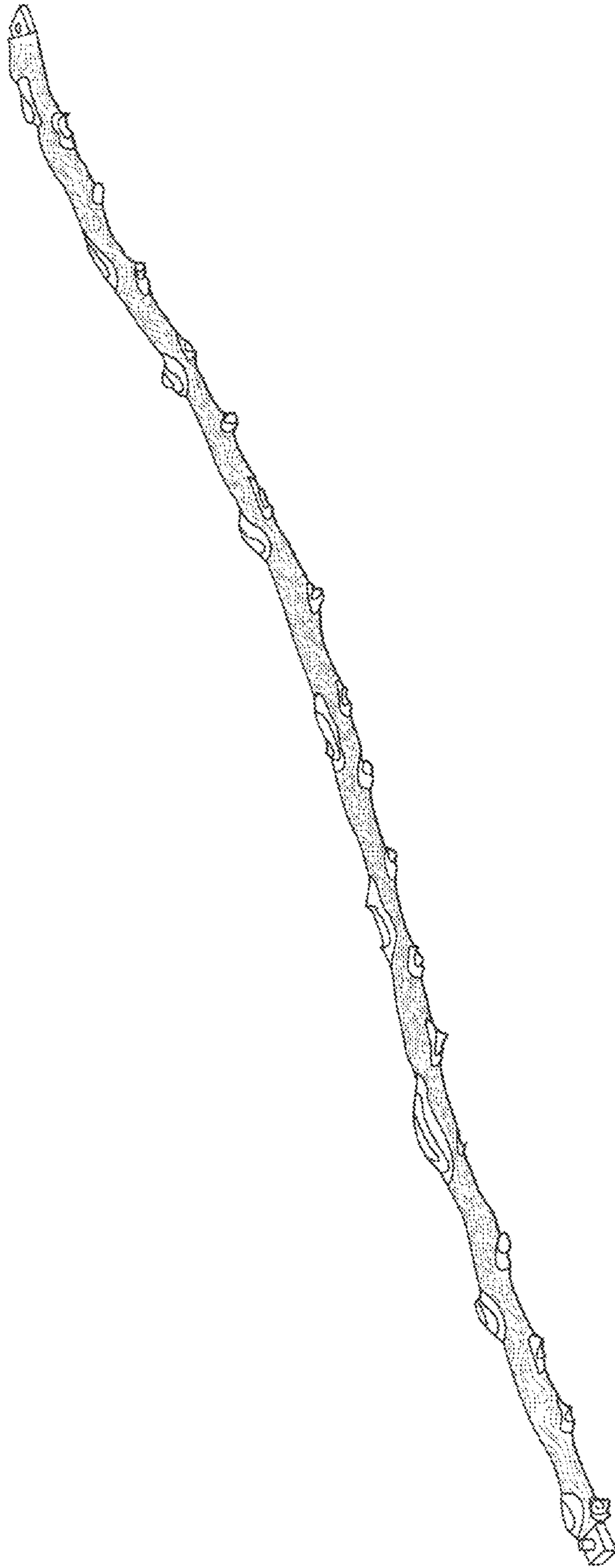


FIG. 1



FIG. 2

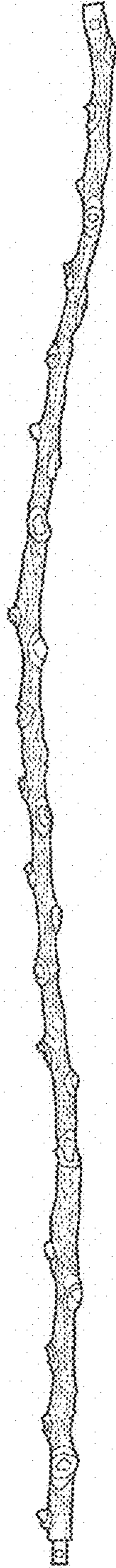


FIG. 3



FIG. 4




FIG. 5



FIG. 6



FIG. 7