



US00D726575S

(12) **United States Design Patent**
Pennington

(10) **Patent No.:** **US D726,575 S**

(45) **Date of Patent:** **** Apr. 14, 2015**

(54) **JEWELRY PENDANT**

(71) Applicant: **Kimber Lee Pennington**, Cincinnati, OH (US)

(72) Inventor: **Kimber Lee Pennington**, Cincinnati, OH (US)

(**) Term: **14 Years**

(21) Appl. No.: **29/486,925**

(22) Filed: **Apr. 3, 2014**

Related U.S. Application Data

(66) Substitute for application No. 29/425,645, filed on Jun. 25, 2012, now abandoned.

(51) **LOC (10) Cl.** **11-01**

(52) **U.S. Cl.**
USPC **D11/79; D11/91**

(58) **Field of Classification Search**
CPC A44C 17/02; A44C 17/0208; A44C 17/0241; A44C 17/0258; A44C 17/0283; A44C 25/00; A44C 25/001; A44C 25/007; A44C 7/00
USPC D11/1, 2, 7, 8, 40-44, 79-86, 91, 92; 63/1.11, 18, 19, 20, 26-28, 29.1, 29.2

See application file for complete search history.

(56) **References Cited**

U.S. PATENT DOCUMENTS

D22,529 S	6/1893	Long	
D130,634 S *	12/1941	Brouse	D11/110
D132,728 S	6/1942	Trimble	
D169,804 S *	6/1953	De Stefano	D11/81
D184,536 S *	3/1959	Rachmuth	D11/85
D246,353 S	11/1977	Elkaim	
D246,703 S	12/1977	Schofield	
D251,061 S	2/1979	Spinelli	
D255,669 S	7/1980	Trupiano	
D260,140 S	8/1981	Bicenko	

D301,845 S *	6/1989	Yoshida	D11/79
D370,770 S	6/1996	Cramer	
D423,397 S	4/2000	Raviv	
D458,868 S	6/2002	Cheung	
D484,067 S	12/2003	Wright	
D552,011 S	10/2007	Kothari	
D553,542 S	10/2007	Kothari	
D619,031 S	7/2010	Arlanda	
D635,484 S *	4/2011	Liechtung	D11/79
D669,388 S *	10/2012	Payne	D11/79

OTHER PUBLICATIONS

[Online] http://www.zivajewels.com/media/catalog/product/cache/1/small_image/265x/eab36b61e228dd13cffe5ce96d61cbf4/8/3/8390p_1.png. Retrieved Jul. 22, 2014.*

[Online] <http://eragem.com/media/catalog/product/cache/1/image/5e06319eda06f020e43594a9c230972d/d/i/diamond-triange-pendant-necklace-wm7274.jpg>. Retrieved Jul. 22, 2014.*

* cited by examiner

Primary Examiner — Garth Rademaker

Assistant Examiner — Melanie Pellegrini

(74) *Attorney, Agent, or Firm* — QuickPatents; Kevin Prince

(57) **CLAIM**

I claim the ornamental design for a jewelry pendant, as shown and described.

DESCRIPTION

FIG. 1 is a perspective view of a jewelry pendant, showing my new design;

FIG. 2 is a front elevational view thereof;

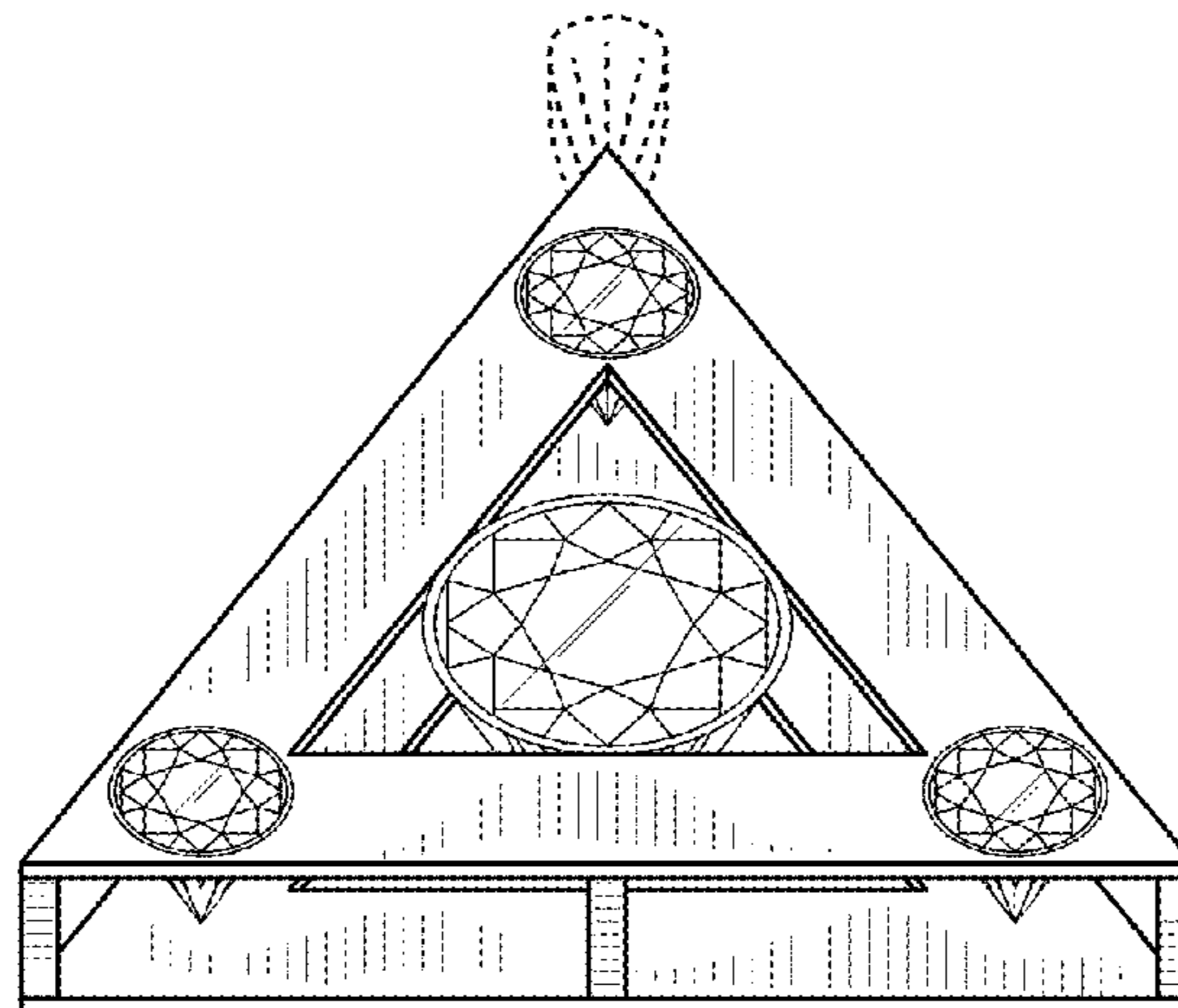
FIG. 3 is a left side elevational view thereof, the right side elevational view being a mirror image thereof;

FIG. 4 is a top plan view thereof; and,

FIG. 5 is a bottom plan view thereof.

The broken lines showing a necklace attachment loop in FIG. 1 depict environmental matter and form no part of the claimed design.

1 Claim, 2 Drawing Sheets



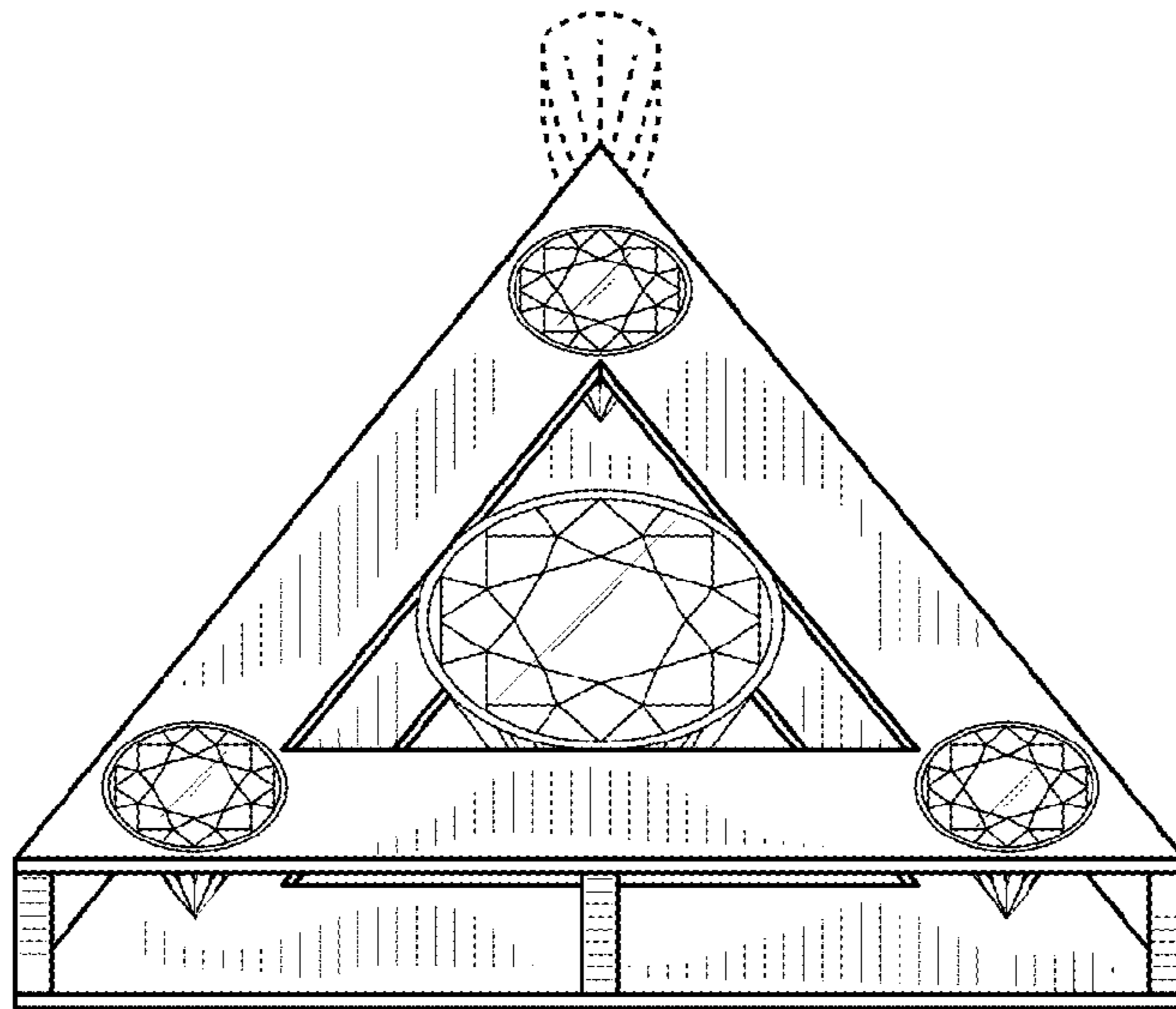


FIG. 1

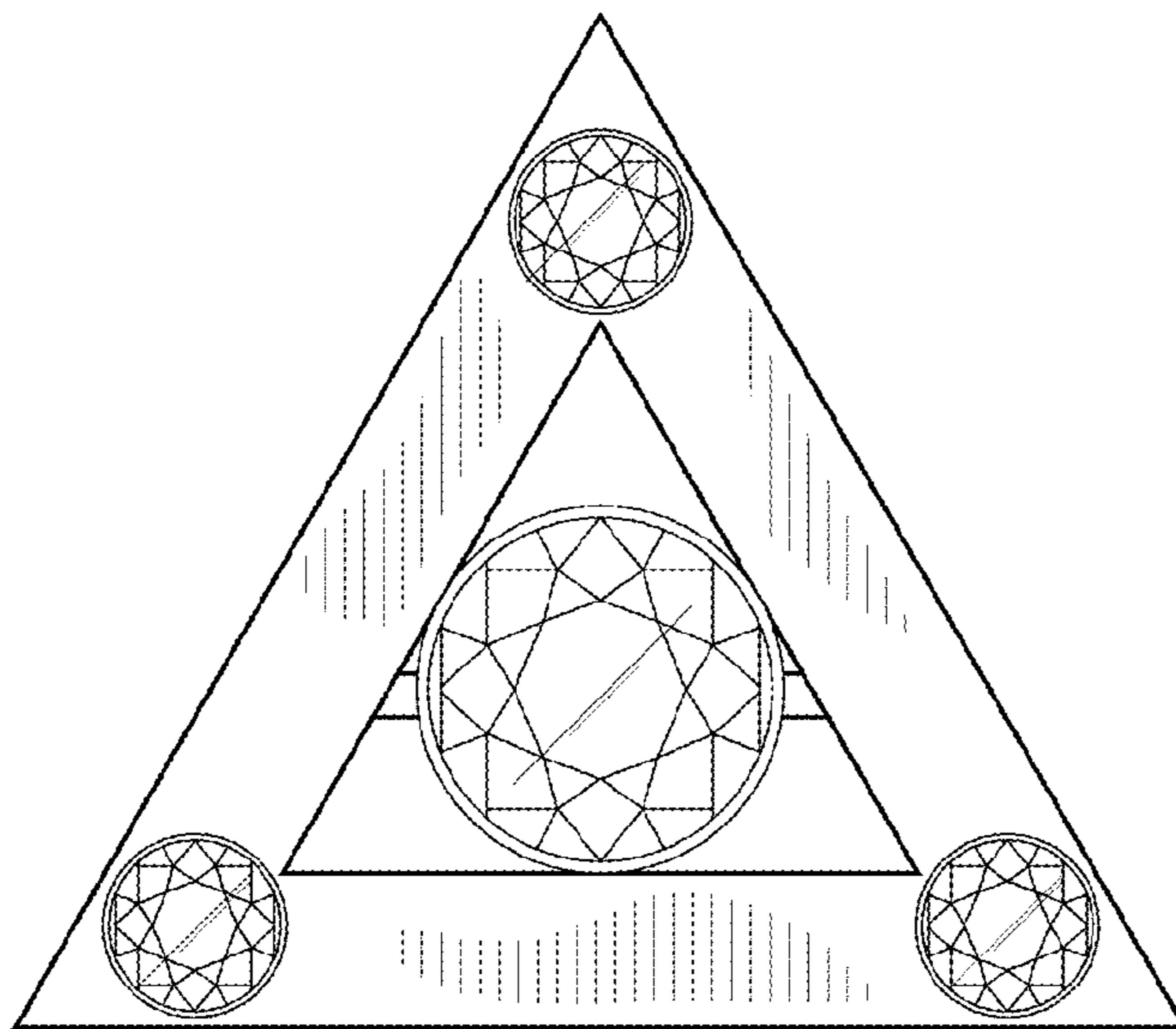


FIG. 2

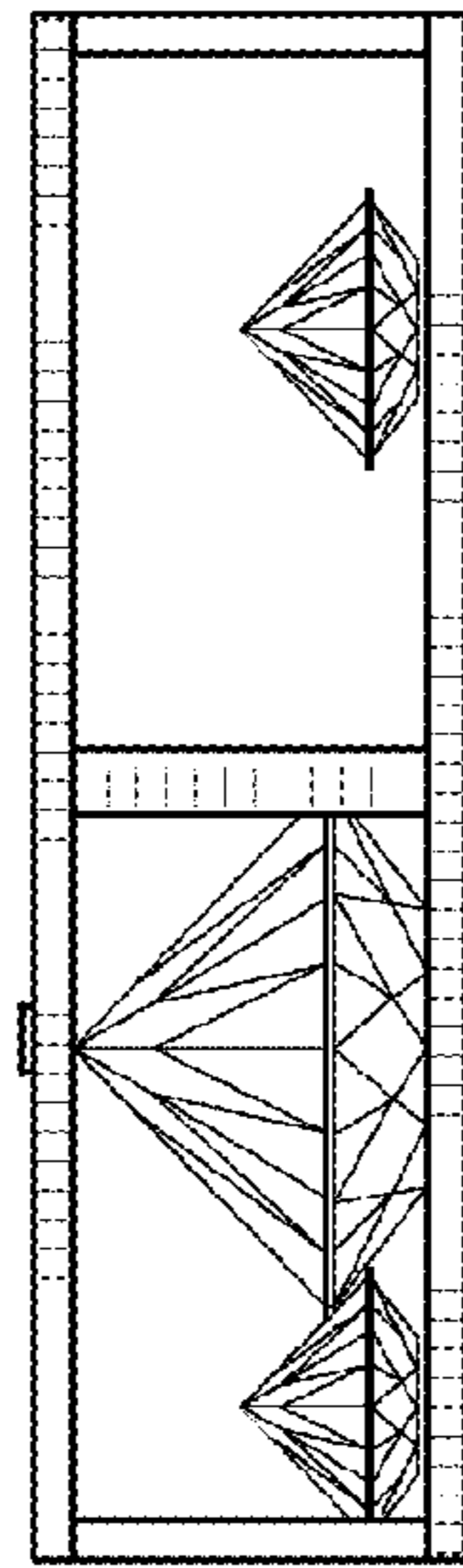


FIG. 3

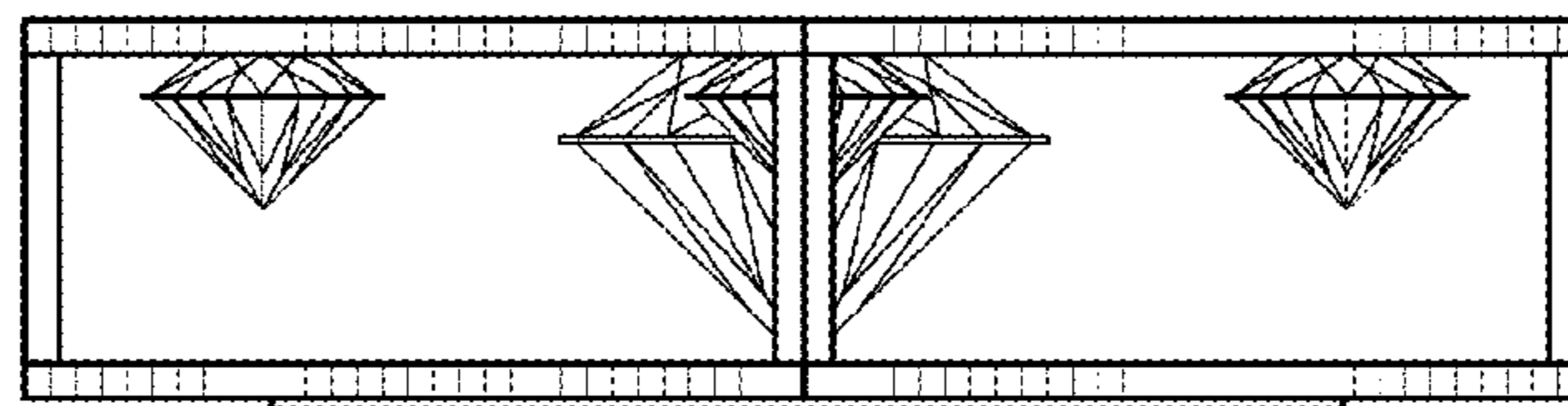


FIG. 4

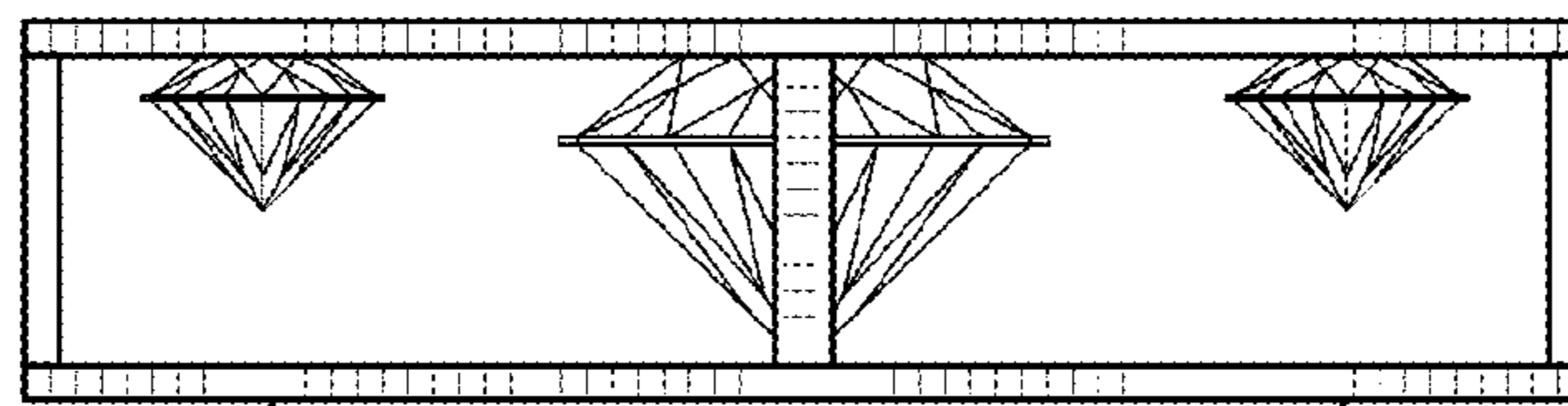


FIG. 5