



US00D726566S

(12) **United States Design Patent**  
**Ogihara et al.**

(10) **Patent No.:** **US D726,566 S**

(45) **Date of Patent:** **\*\* Apr. 14, 2015**

(54) **BODY COMPOSITION ANALYZER WITH SCALE**

(71) Applicant: **Omron Healthcare Co., Ltd.**, Kyoto (JP)

(72) Inventors: **Tsuyoshi Ogihara**, Kyoto (JP); **Satomi Shoji**, Kyoto (JP); **Tamaki Ito**, Kyoto (JP)

(73) Assignee: **Omron Healthcare Co., Ltd.**, Kyoto (JP)

(\*\*) Term: **14 Years**

(21) Appl. No.: **29/485,496**

(22) Filed: **Mar. 19, 2014**

(30) **Foreign Application Priority Data**

Sep. 24, 2013 (JP) ..... 2013-021984

(51) **LOC (10) Cl.** ..... **10-04**

(52) **U.S. Cl.**  
USPC ..... **D10/92**

(58) **Field of Classification Search**

CPC .... A61B 5/053; A61B 5/4872; A61B 5/0537;  
A61B 5/4869; A61B 5/6825; A61B 5/6829;  
A61B 5/7445; G08B 21/04; G08B 21/0469;  
G01G 23/16; G01G 23/3728; G01G 19/50;  
G01G 19/4146; G01G 19/44

USPC ..... D10/87, 88, 91-94; 177/2-13, 15-24,  
177/25.11-29, 177, 201-215, 225-237,  
177/238-243, DIG. 3, 178-182

See application file for complete search history.

(56) **References Cited**

U.S. PATENT DOCUMENTS

D579,365 S \* 10/2008 Kitamura ..... D10/92  
D655,214 S \* 3/2012 Ogihara et al. .... D10/92  
D700,091 S 2/2014 Ogihara et al.  
D700,092 S \* 2/2014 Ogihara et al. .... D10/92

FOREIGN PATENT DOCUMENTS

CN 201230484151.0 4/2013  
CN 201330007265.0 4/2013  
EM 002242206-0007 5/2013

OTHER PUBLICATIONS

Smart Body Analyzer disclosed on Withings website at <http://vitrine.withings.com/smart-body-analyzer.html>.

\* cited by examiner

*Primary Examiner* — Antoine D Davis

(74) *Attorney, Agent, or Firm* — Capitol City TechLaw

(57) **CLAIM**

The ornamental design for a body composition analyzer with scale, as shown.

**DESCRIPTION**

FIG. 1 is a front, bottom, and right side perspective view of a body composition analyzer with scale showing our new design;

FIG. 2 is a front view thereof;

FIG. 3 is a rear view thereof;

FIG. 4 is a top view thereof;

FIG. 5 is a bottom view thereof;

FIG. 6 is a right side view thereof; and,

FIG. 7 is a left side view thereof.

**1 Claim, 7 Drawing Sheets**




FIG. 1



FIG.2

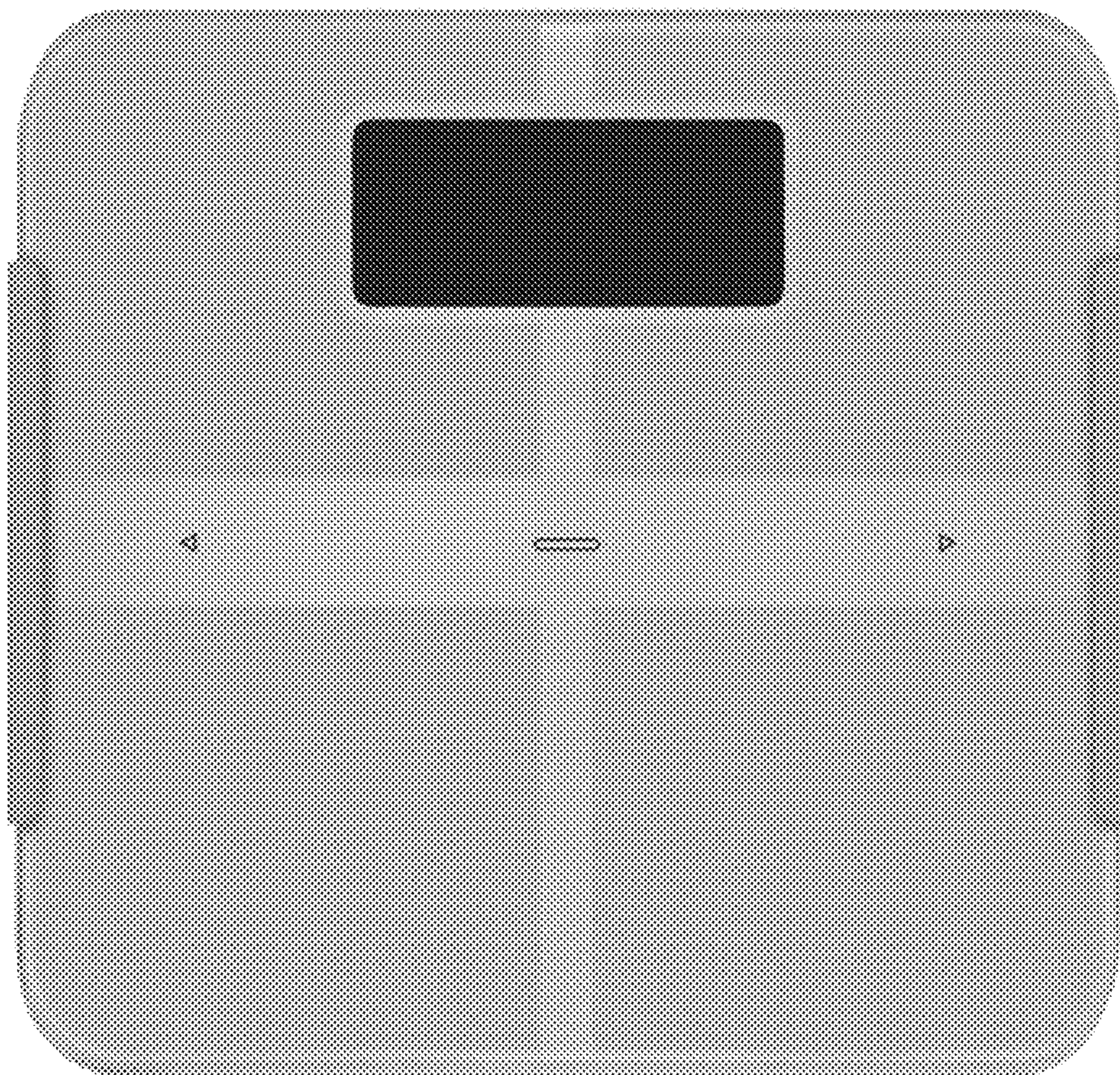


FIG.3




FIG.4



**FIG.5**



FIG. 6





FIG. 7





UNITED STATES PATENT AND TRADEMARK OFFICE  
**CERTIFICATE OF CORRECTION**

PATENT NO. : D726,566 S  
APPLICATION NO. : 29/485496  
DATED : April 14, 2015  
INVENTOR(S) : Tsuyoshi Ogihara et al.

Page 1 of 1

It is certified that error appears in the above-identified patent and that said Letters Patent is hereby corrected as shown below:

On title page

After item (73), insert --(\*) Notice: This patent is subject to a terminal disclaimer.--

Signed and Sealed this  
Ninth Day of February, 2016



Michelle K. Lee  
*Director of the United States Patent and Trademark Office*