



US00D726558S

(12) **United States Design Patent**  
**Cooper**

(10) **Patent No.:** **US D726,558 S**

(45) **Date of Patent:** **\*\* Apr. 14, 2015**

(54) **THERMOMETER PROBE**

(71) Applicant: **Polder Housewares, Inc.**, Oxford, CT (US)

(72) Inventor: **Kerry Cooper**, Pleasantville, NY (US)

(73) Assignee: **Polder Housewares, Inc.**, Oxford, CT (US)

(\*\*) Term: **14 Years**

(21) Appl. No.: **29/482,607**

(22) Filed: **Feb. 20, 2014**

(51) **LOC (10) Cl.** ..... **10-04**

(52) **U.S. Cl.**  
USPC ..... **D10/57**

(58) **Field of Classification Search**  
CPC ..... G01J 5/061; G01J 5/0843; G01J 5/0846;  
G01J 5/0859; G01J 5/089; G01J 5/0896;  
G01J 5/048; G01J 5/16; G01J 5/522; G01J  
5/0205; G01J 5/0887; G01J 5/0003; G01J  
5/0275; G01J 5/084; G01J 5/0834; G01J 5/12;  
G01J 5/14  
USPC ..... D10/57; 374/1-209, E1.011-E1.017;  
600/474, 549

See application file for complete search history.

(56) **References Cited**

U.S. PATENT DOCUMENTS

8,562,209 B2 \* 10/2013 Yu et al. .... 374/164  
D700,076 S \* 2/2014 Nordwall ..... D10/57

\* cited by examiner

*Primary Examiner* — Antoine D Davis

(74) *Attorney, Agent, or Firm* — Duane Morris LLP

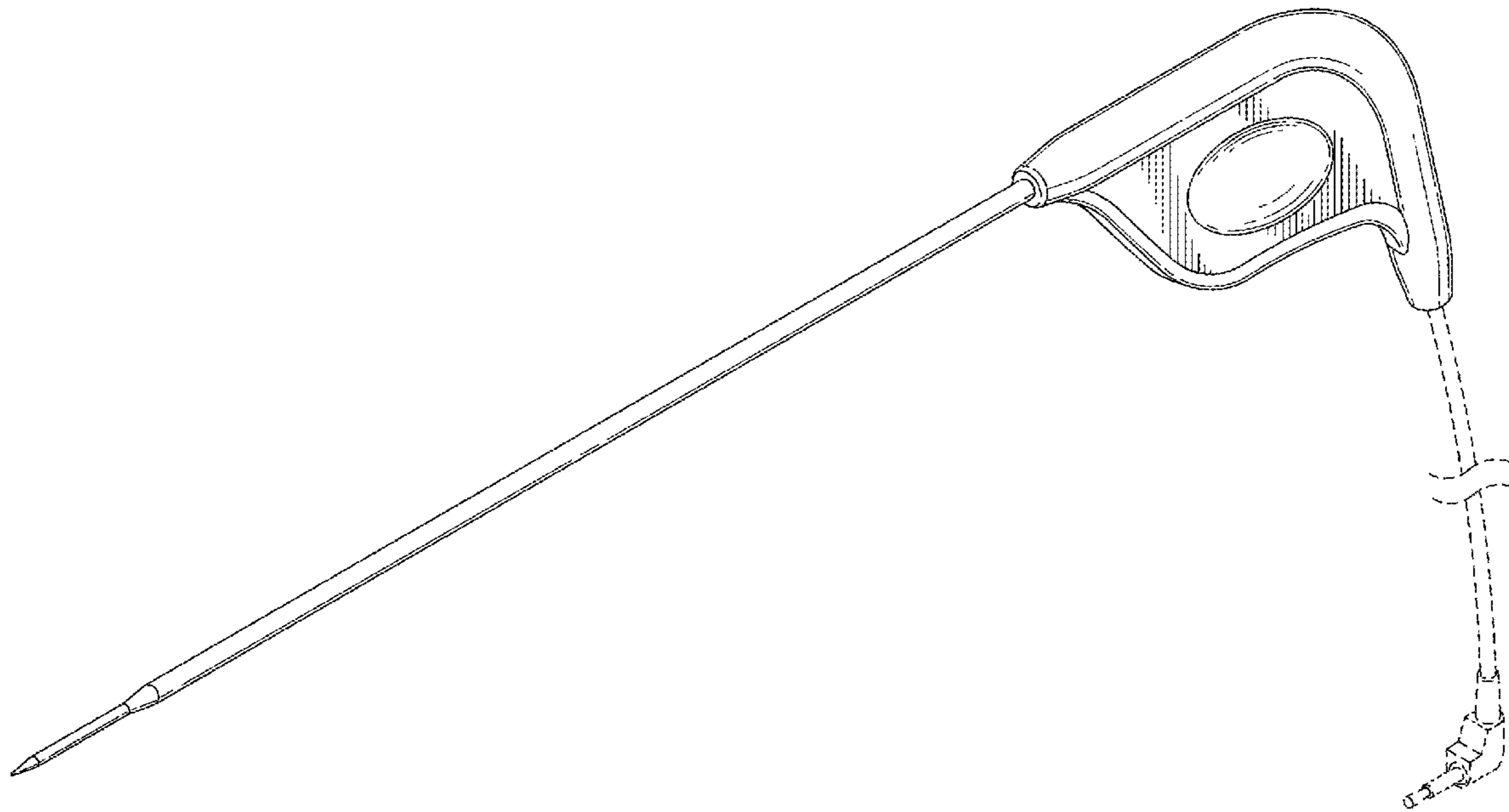
(57) **CLAIM**

The ornamental design for a thermometer probe, as shown and described in the Figures.

**DESCRIPTION**

FIG. 1 is a perspective view of the thermometer probe;  
FIG. 2 is a side view of the thermometer probe;  
FIG. 3 is a side view of the thermometer probe that is opposite the side illustrated in FIG. 2;  
FIG. 4 is a top view of the thermometer probe;  
FIG. 5 is a bottom view of the thermometer probe;  
FIG. 6 is a front side view of the thermometer probe; and,  
FIG. 7 is a rear side view of the thermometer probe.  
The broken line showing of structure is for illustrative purposes only, and forms no part of the claimed design.

**1 Claim, 3 Drawing Sheets**



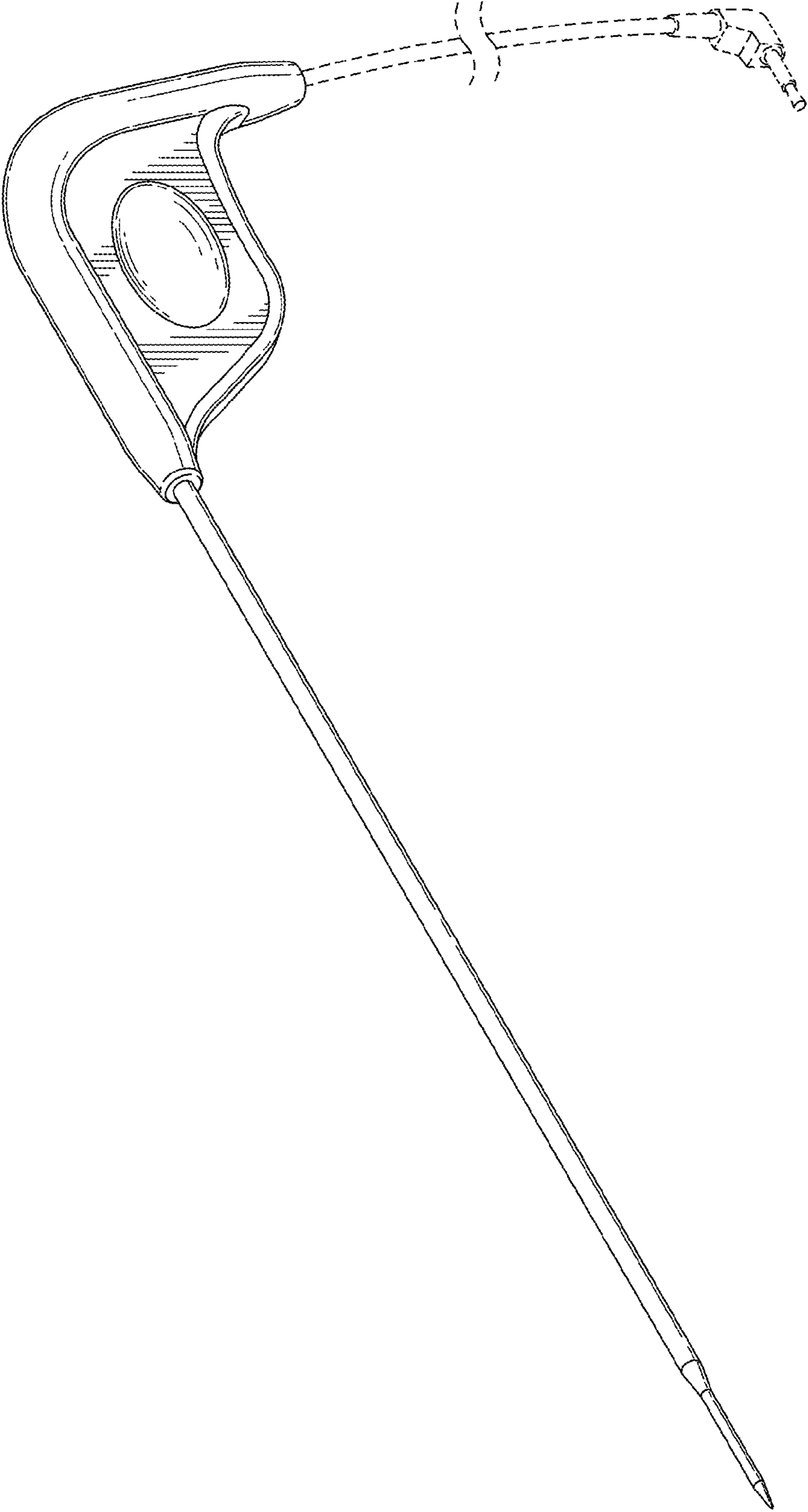


FIG. 1

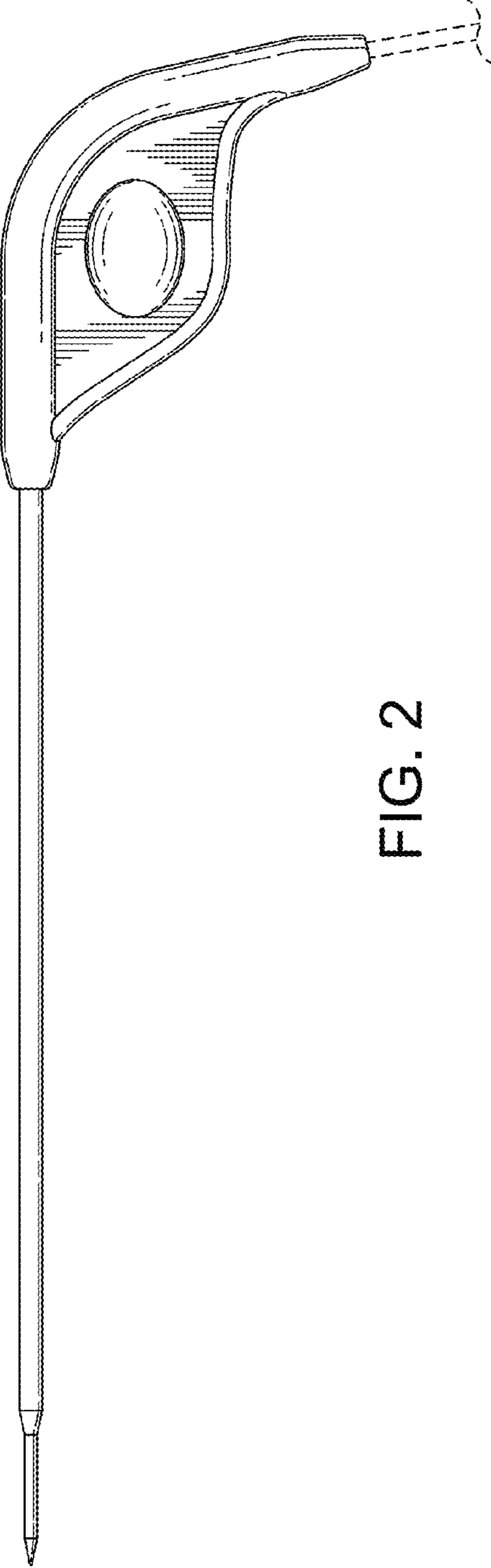


FIG. 2

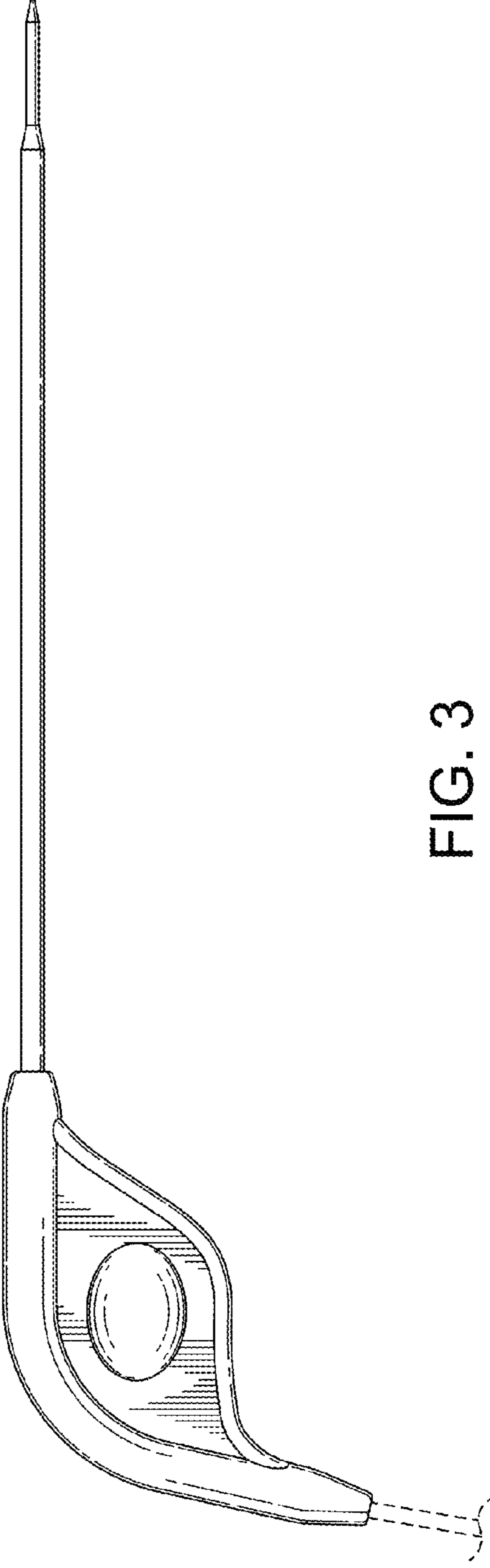


FIG. 3

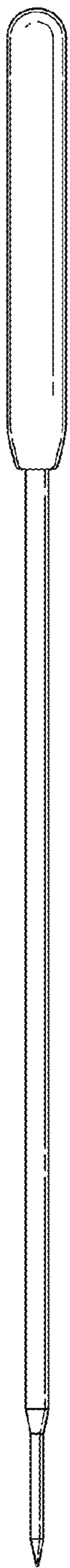


FIG. 4

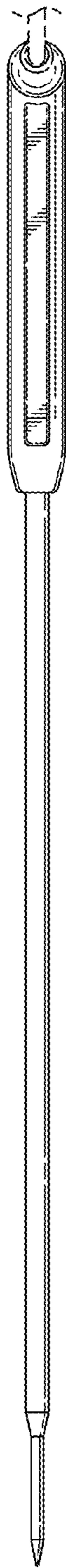


FIG. 5




FIG. 6




FIG. 7