



US00D726553S

(12) **United States Design Patent**
Koptis et al.

(10) **Patent No.:** **US D726,553 S**
(45) **Date of Patent:** **** Apr. 14, 2015**

- (54) **CAULKING CONTAINER**
- (71) Applicants: **Kurt Koptis**, Auburn, CA (US); **Jeremy Robinson**, Penn Valley, CA (US)
- (72) Inventors: **Kurt Koptis**, Auburn, CA (US); **Jeremy Robinson**, Penn Valley, CA (US)
- (**) Term: **14 Years**
- (21) Appl. No.: **29/471,180**
- (22) Filed: **Oct. 29, 2013**
- (51) **LOC (10) Cl.** **09-01**
- (52) **U.S. Cl.**
USPC **D9/724**
- (58) **Field of Classification Search**
USPC D9/512, 515, 516, 529, 549, 550, 556,
D9/558, 571, 723-725, 727; D24/100,
D24/108, 115; 215/381-385; 220/660, 669
See application file for complete search history.

- D438,789 S * 3/2001 Choe et al. D9/724
- D471,797 S * 3/2003 Guerrero et al. D9/724
- D524,037 S * 7/2006 Van Horn et al. D3/203.1
- D591,617 S * 5/2009 Mora-Hernandez et al. .. D9/724
- D601,908 S * 10/2009 Yun D9/724
- D607,345 S * 1/2010 Bleimeyer et al. D9/724

OTHER PUBLICATIONS

The Rot Doctor Reusable Poly Caulking Tubes, announced Dec. 2011, [online], site visited Feb. 4, 2015. Available from Internet, <URL: <http://www.rotdoctor.com>>.*

* cited by examiner

Primary Examiner — Derrick Holland
Assistant Examiner — Janice Lim
(74) *Attorney, Agent, or Firm* — Law Offices of David M. Lang; David M. Lang

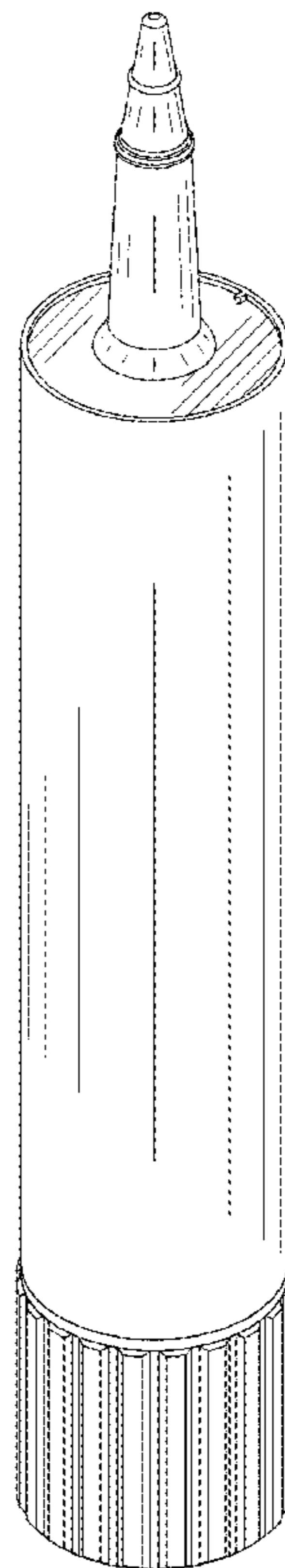
(57) **CLAIM**
The ornamental design for a caulking container, as shown.

DESCRIPTION

FIG. 1 is a top perspective view of a caulking container, showing our new design.
FIG. 2 is a bottom perspective view thereof.
FIG. 3 is a side elevation view thereof.
FIG. 4 is a top view thereof; and,
FIG. 5 is a bottom view thereof.

1 Claim, 2 Drawing Sheets

- (56) **References Cited**
U.S. PATENT DOCUMENTS
- 2,815,151 A * 12/1957 Collins 222/327
- D240,113 S * 6/1976 Conrad D9/556
- 4,022,355 A * 5/1977 Sabaka 222/327
- 5,242,091 A * 9/1993 Ishida et al. 222/386
- D359,908 S * 7/1995 Hirsch D9/548
- 5,934,506 A * 8/1999 Van Moerkerken 222/1






FIG. 1

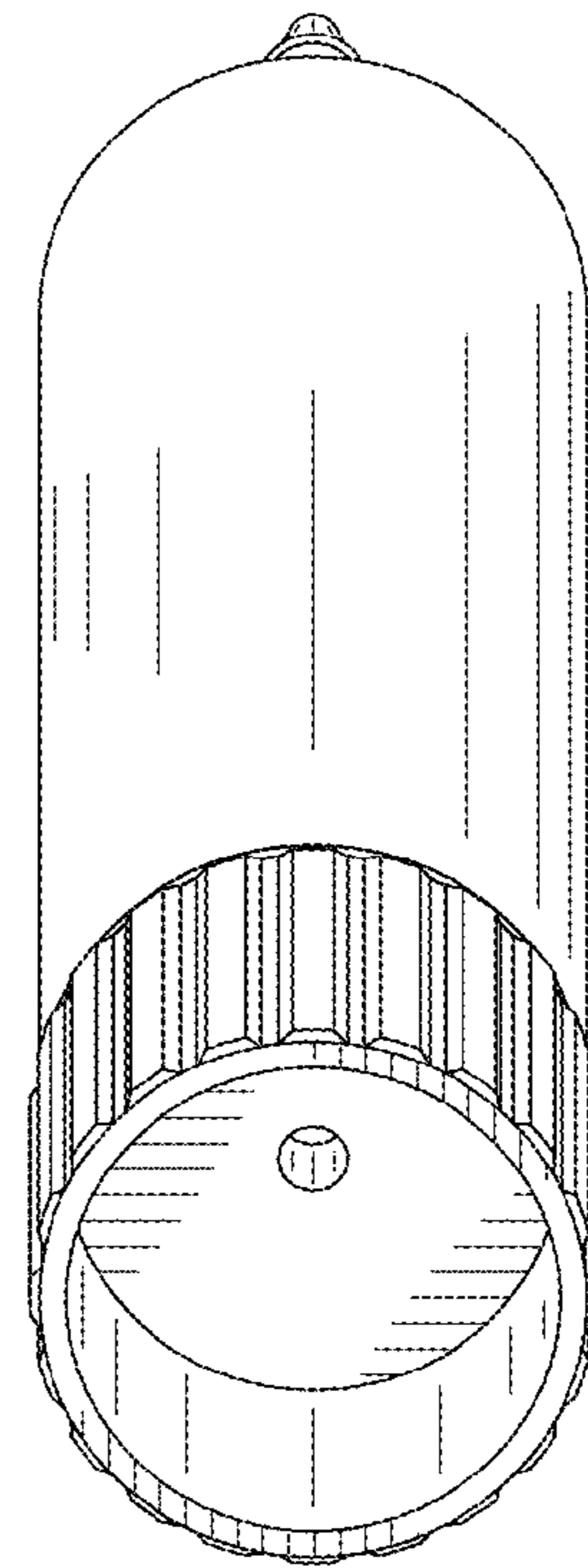


FIG. 2

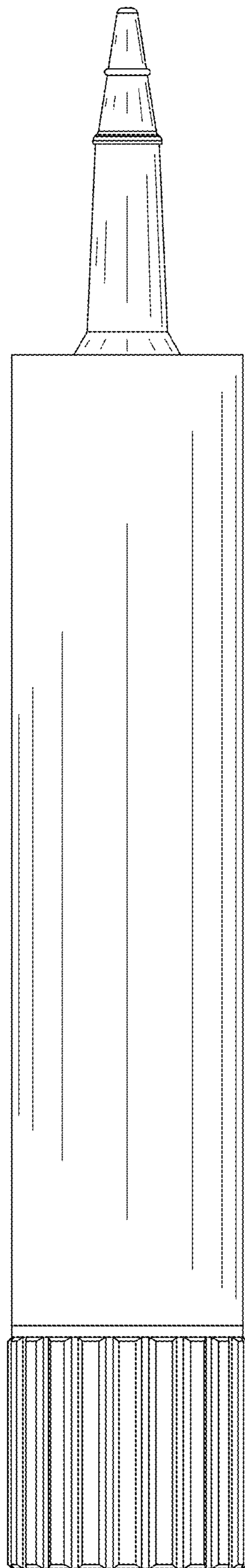


FIG. 3

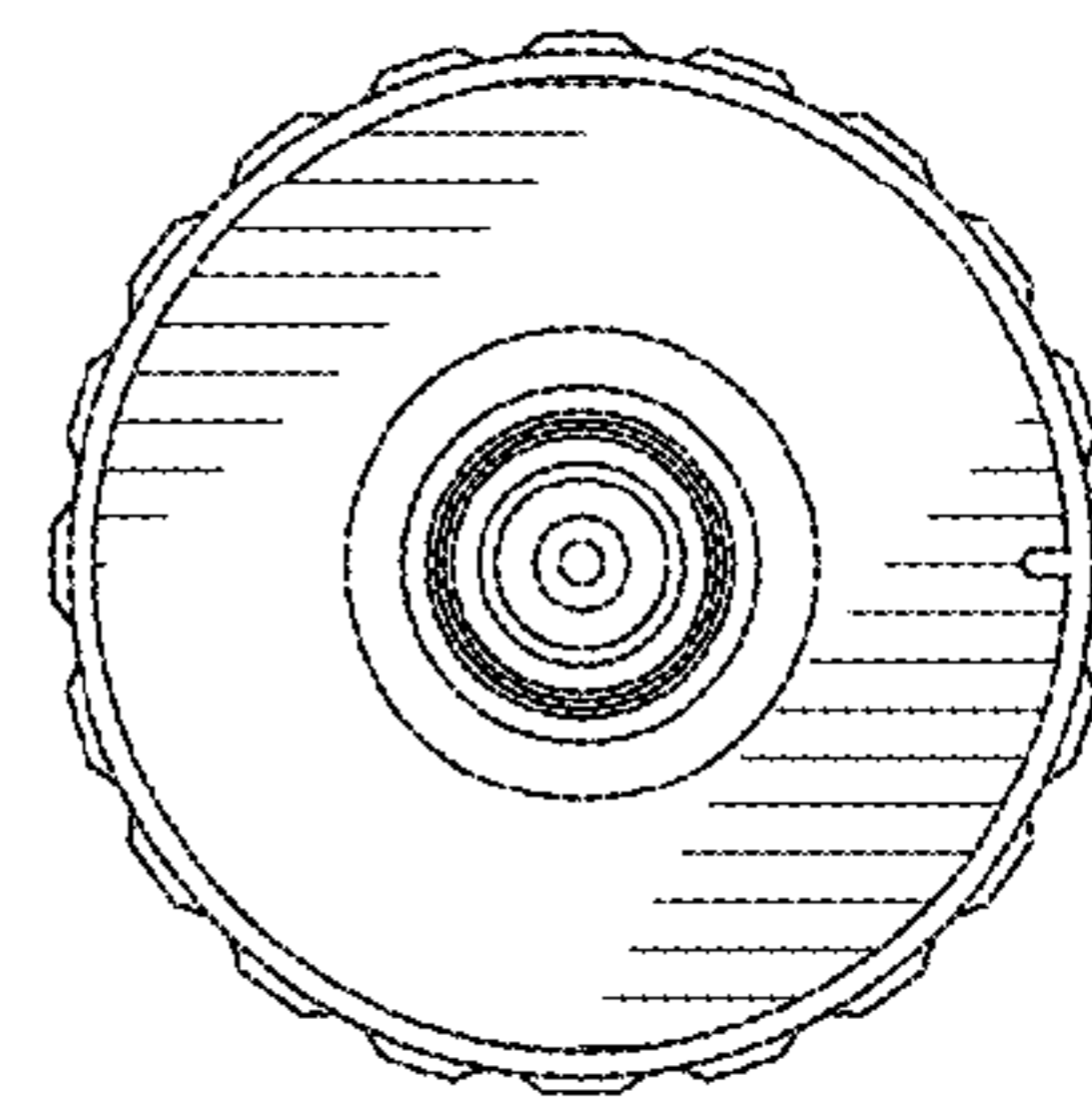


FIG. 4

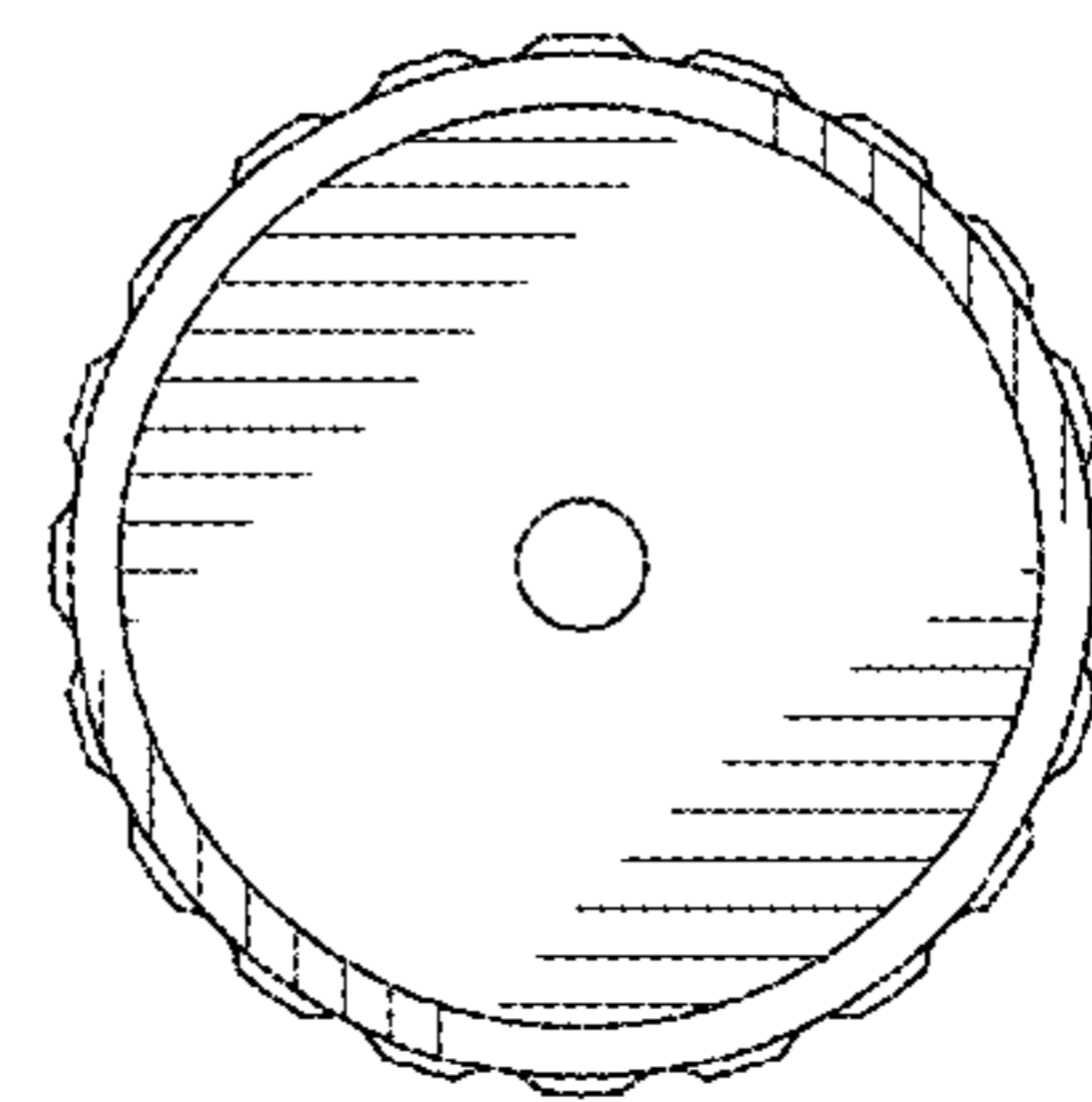


FIG. 5