



US00D726494S

(12) **United States Design Patent**
Mazoyer

(10) **Patent No.:** **US D726,494 S**
(45) **Date of Patent:** **** Apr. 14, 2015**

(54) **ELECTRIC GRILL**

(71) Applicant: **Tefal**, Rumilly (FR)

(72) Inventor: **Joseph Mazoyer**, Lyons (FR)

(73) Assignee: **Tefal**, Rumilly (FR)

(**) Term: **14 Years**

(21) Appl. No.: **29/480,140**

(22) Filed: **Jan. 23, 2014**

(30) **Foreign Application Priority Data**

Jul. 23, 2013 (EM) 002279513-0001

(51) **LOC (10) Cl.** **07-02**

(52) **U.S. Cl.**
USPC **D7/362; D7/363**

(58) **Field of Classification Search**

CPC A21B 5/023; A47J 27/60; A47J 27/62;
A47J 37/04; A47J 37/06; A47J 37/067;
A47J 37/0605; A47J 37/0611; A47J 37/0623;
A47J 37/0629; A47J 37/0676; A47J 37/0709;
A47J 2037/06; A47J 2037/0611; F24C 15/10;
F24C 15/102; H05B 6/02; H05B 6/062
USPC D7/323, 328–330, 337, 347, 352–364,
D7/402, 409–411; 99/324–326, 331, 339,
99/349, 356–357, 372–379, 425,
99/444–446; 219/386, 450.1, 472,
219/524–525, 620–622, 732–734

See application file for complete search history.

(56) **References Cited**

U.S. PATENT DOCUMENTS

5,524,528 A * 6/1996 Yeh 99/446
D406,723 S * 3/1999 Lee D7/362

6,024,014 A * 2/2000 Kasai 99/425
D429,946 S * 8/2000 Lee D7/362
D431,152 S * 9/2000 Lee D7/362
D437,183 S * 2/2001 Wong et al. D7/362
D441,250 S * 5/2001 Choi D7/362
6,262,399 B1 * 7/2001 Lau et al. 219/450.1
D452,630 S * 1/2002 Choi D7/362
D457,393 S * 5/2002 Lewis D7/402
D473,419 S * 4/2003 Garman D7/363
D484,737 S * 1/2004 Bodum D7/337
D505,044 S * 5/2005 Hei D7/363

* cited by examiner

Primary Examiner — Ricky Pham

(74) *Attorney, Agent, or Firm* — Loeb & Loeb LLP

(57) **CLAIM**

The ornamental design for an electric grill, as shown and described.

DESCRIPTION

FIG. 1 is a perspective view an embodiment of an electric grill.

FIG. 2 is a front elevational view of the electric grill of FIG. 1.

FIG. 3 is a back elevational view of the electric grill of FIG. 1.

FIG. 4 is a left side elevational view of the electric grill of FIG. 1.

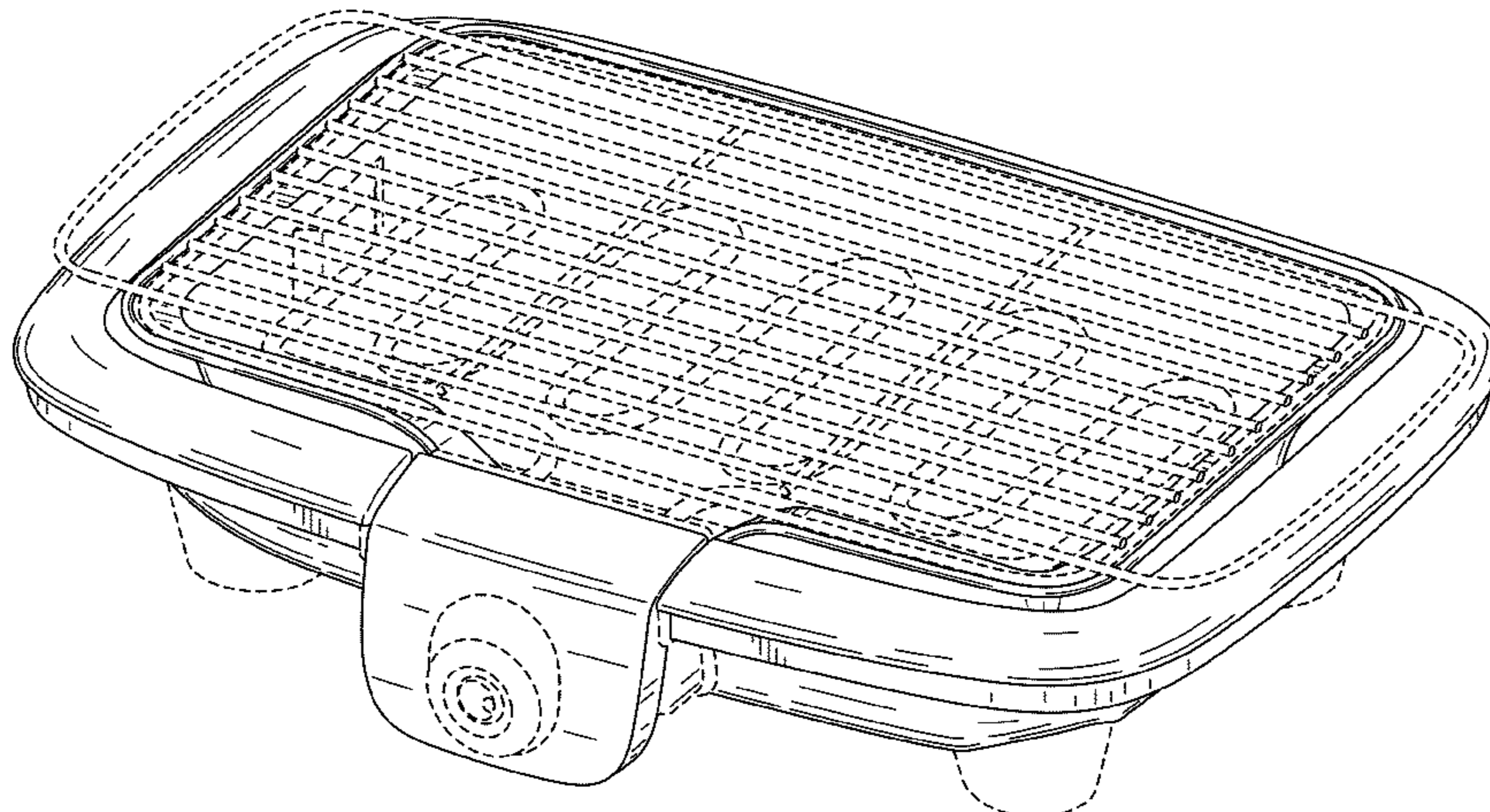
FIG. 5 is a right side elevational view of the electric grill of FIG. 1.

FIG. 6 is a top plan elevational view of the electric grill of FIG. 1; and,

FIG. 7 is a bottom plan view of the electric grill of FIG. 1.

The broken lines appearing in the figures are for the purpose of illustrating the environmental structure of the article of the claimed design and form no part of the claimed design.

1 Claim, 7 Drawing Sheets



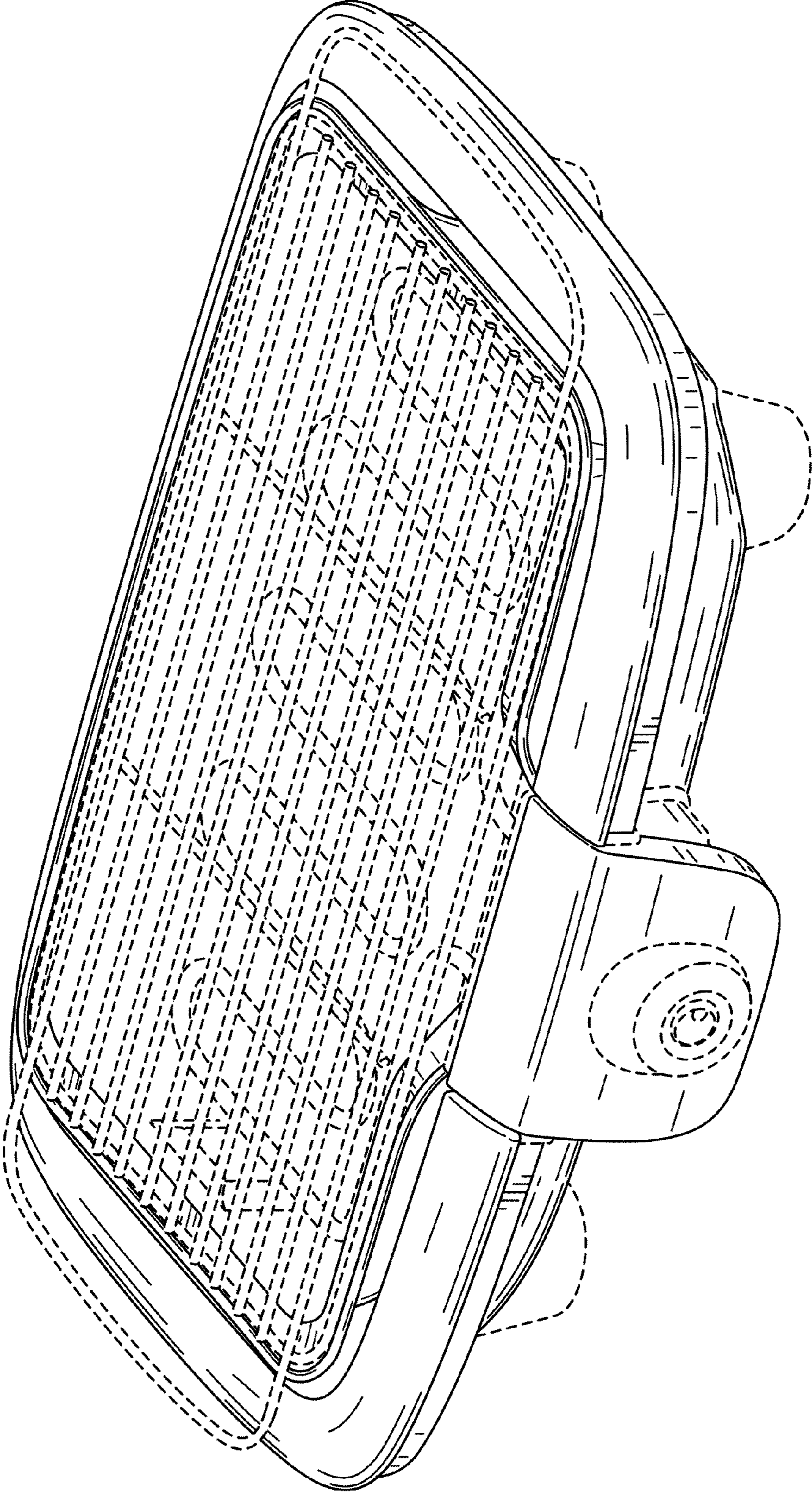


FIG. 1

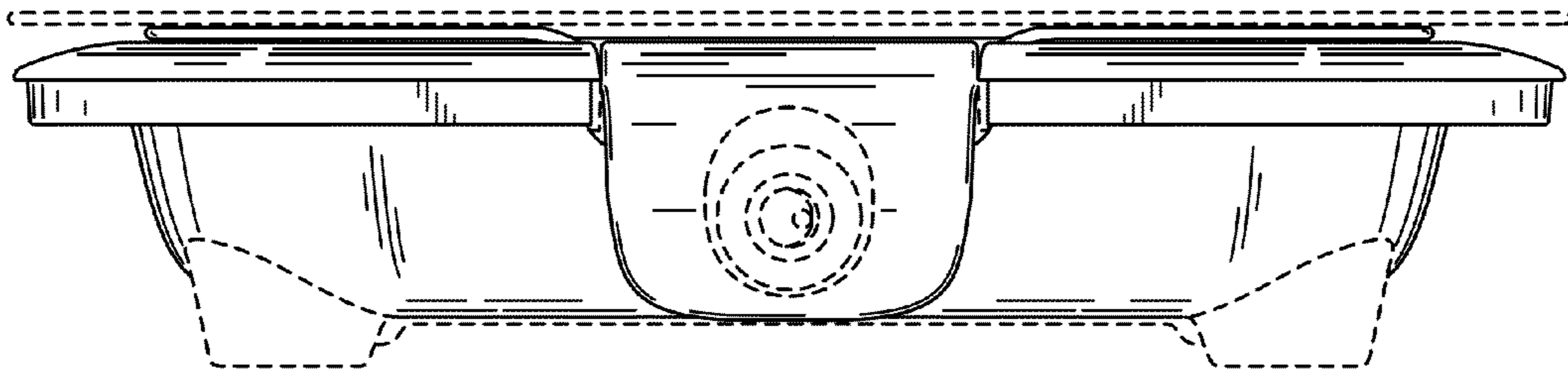


FIG. 2




FIG. 3

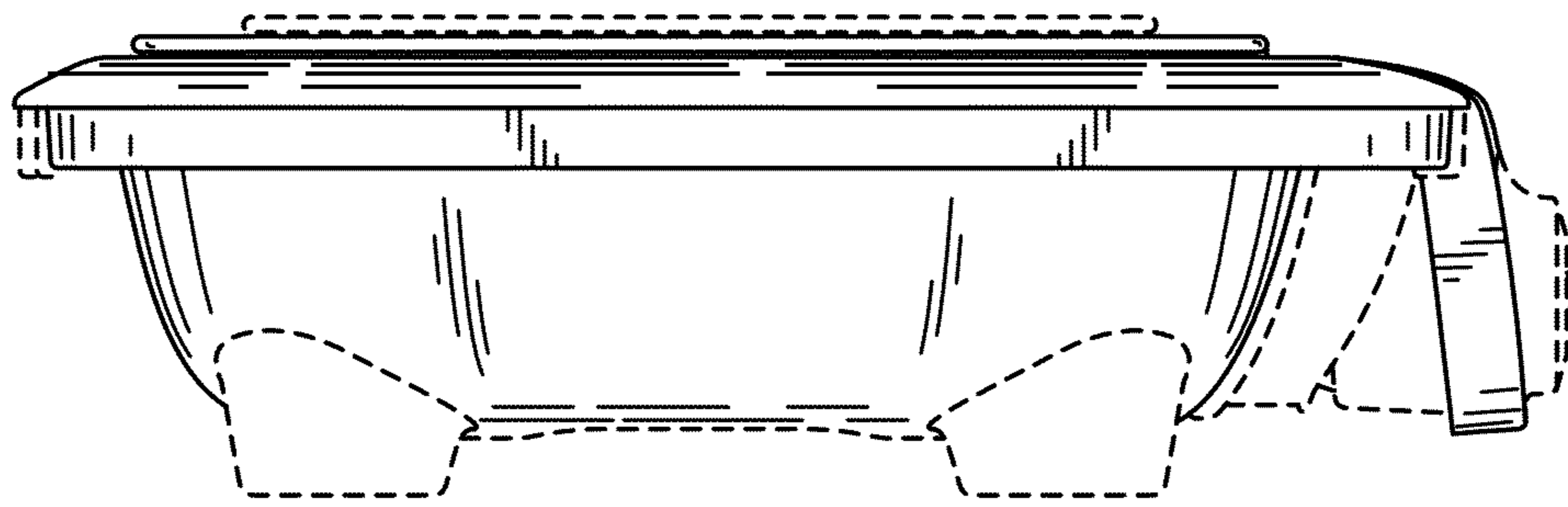


FIG. 4

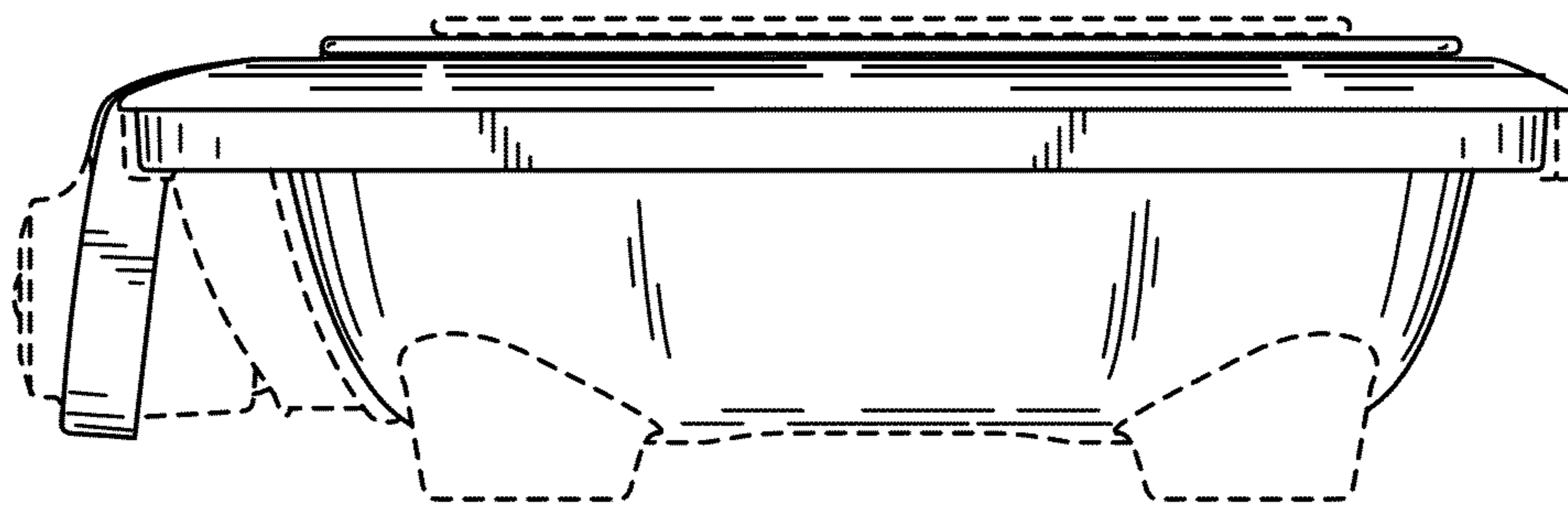


FIG. 5

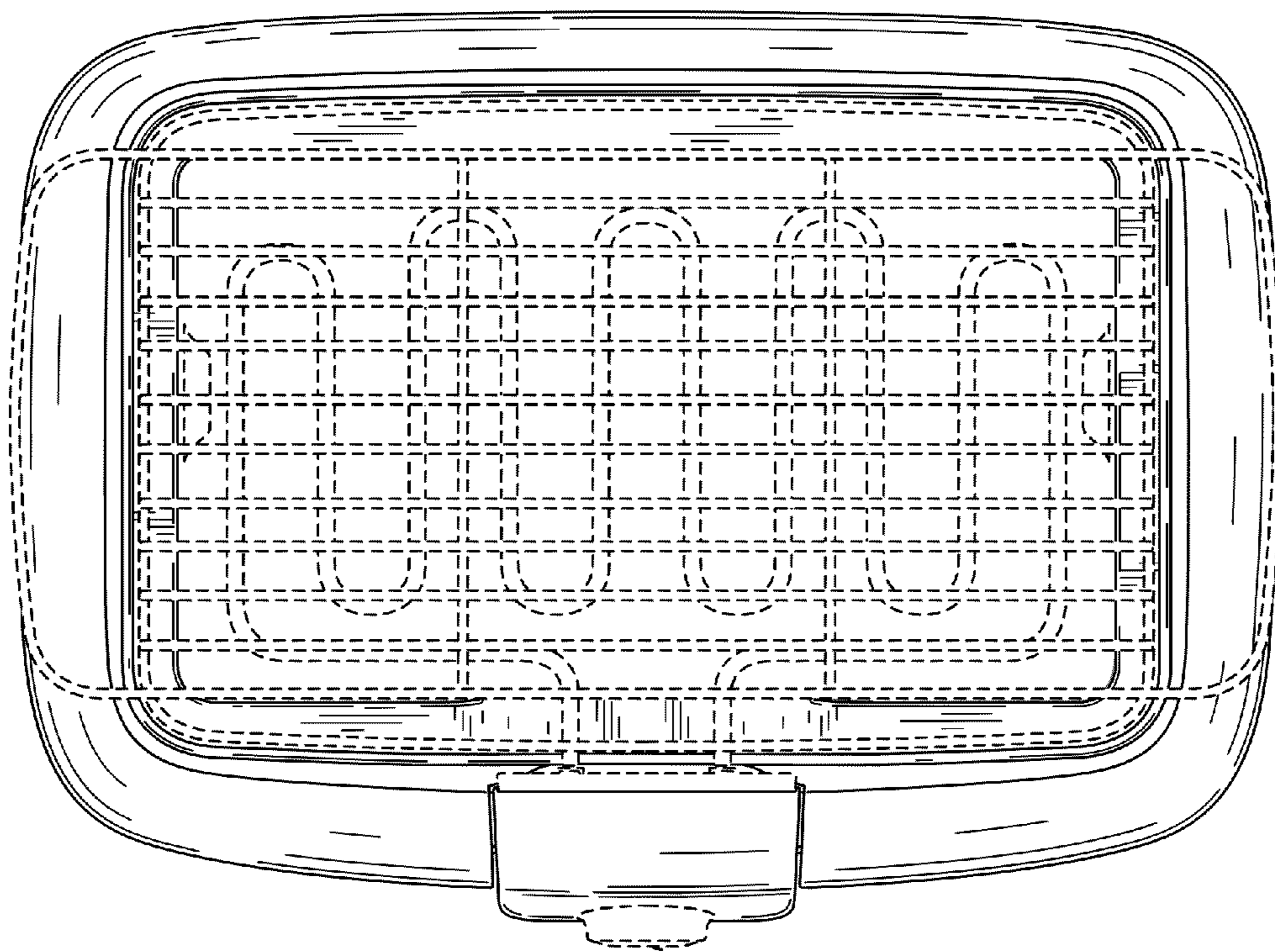


FIG. 6

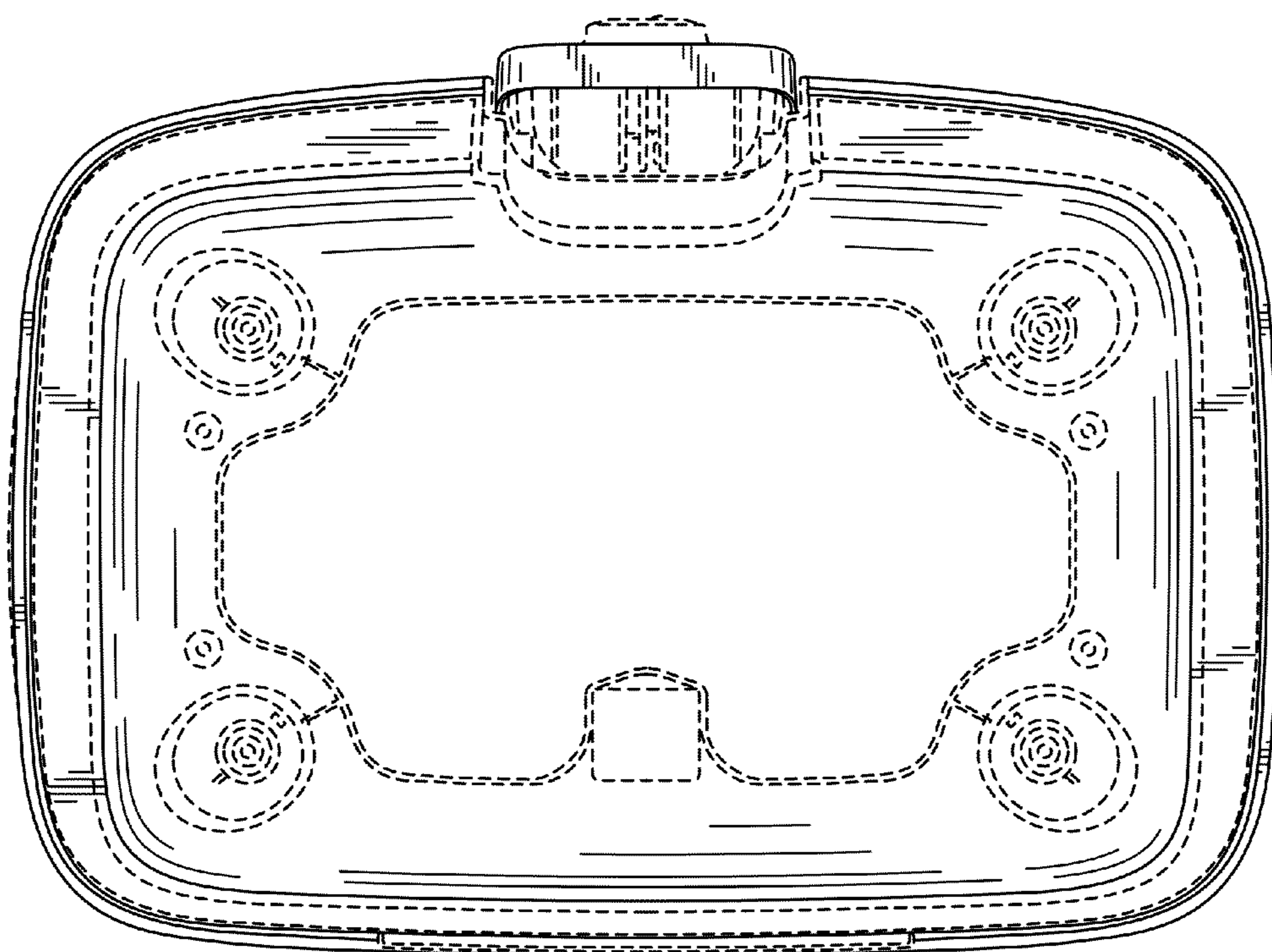


FIG. 7