



US00D726493S

(12) **United States Design Patent**
Lee et al.

(10) **Patent No.:** **US D726,493 S**
(45) **Date of Patent:** **** Apr. 14, 2015**

(54) **OVEN**

(56) **References Cited**

- (71) Applicant: **Samsung Electronics Co., Ltd.**,
Suwon-si (KR)
- (72) Inventors: **Soo-Jung Lee**, Kimpo-Si (KR); **Alex Rochat**, Seoul (KR); **Chi-Young Ahn**,
Seoul (KR); **Hong-Pyo Kim**, Seoul (KR)
- (73) Assignee: **Samsung Electronics Co., Ltd.**,
Suwon-si (KR)
- (**) Term: **14 Years**
- (21) Appl. No.: **29/496,068**
- (22) Filed: **Jul. 9, 2014**

U.S. PATENT DOCUMENTS

4,630,532	A *	12/1986	Sonnentag et al.	99/279
D290,330	S *	6/1987	Lagace	D7/306
4,782,744	A *	11/1988	Bunn	99/307
D299,900	S *	2/1989	Marotta	D7/309
4,909,136	A *	3/1990	Newman et al.	99/289 R
D339,952	S *	10/1993	Rosen	D7/305
5,836,236	A *	11/1998	Rolfes et al.	99/290
5,875,703	A *	3/1999	Rolfes	99/283
D411,211	S *	6/1999	Higuchi et al.	D15/80
6,321,638	B1 *	11/2001	Schmed	99/279
6,737,620	B2 *	5/2004	Kim	219/679
D499,599	S *	12/2004	Morrison	D7/309
D597,564	S *	8/2009	Choi et al.	D15/87
D602,728	S *	10/2009	Cesa	D7/307
D635,813	S *	4/2011	Moore et al.	D7/310
D675,472	S *	2/2013	Strayle	D7/309

(Continued)

(30) **Foreign Application Priority Data**

Jan. 15, 2014 (KR) 30-2014-0002406

(51) **LOC (10) Cl.** **07-02**

(52) **U.S. Cl.**
USPC **D7/339; D7/309; D7/311; D7/323;**
D7/347

(58) **Field of Classification Search**

CPC A21B 1/00; A21B 3/00; A21B 3/02;
A47J 27/14; A47J 27/16; A47J 31/24; A47J
31/32; A47J 31/34; A47J 37/00; A47J 37/04;
A47J 39/00; A47J 39/003; A47J 39/006;
H05B 1/0258; H05B 1/0261; H05B 1/0263
USPC D7/300, 309, 311, 323, 339, 340, 347,
D7/348, 349, 402, 405, 305, 307, 310, 306,
D7/373; D15/80, 81, 85, 86, 87, 88, 89;
D20/1; 99/279, 289 R, 283, 290, 307,
99/324, 357, 467, 473, 474, 483; 219/391,
219/400, 620, 679; 165/48.1

See application file for complete search history.

Primary Examiner — Caron D. Veynar
Assistant Examiner — Martie K Holtje
(74) *Attorney, Agent, or Firm* — NSIP Law

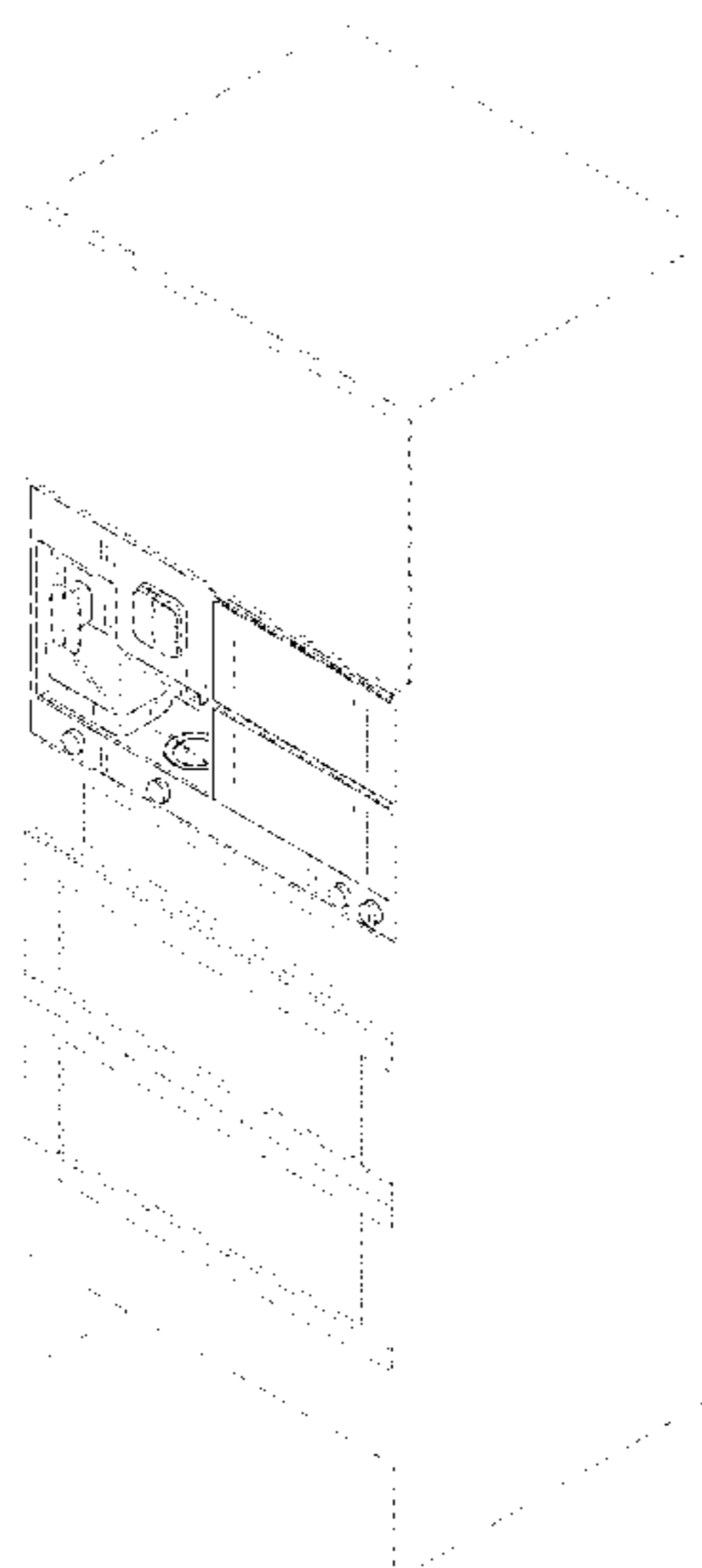
(57) **CLAIM**

We claim the ornamental design for an oven, as shown and described.

DESCRIPTION

FIG. 1 is a front perspective view of an oven showing our new design;
FIG. 2 is a front view thereof;
FIG. 3 is a rear view thereof;
FIG. 4 is a left-side view thereof;
FIG. 5 is a right-side view thereof;
FIG. 6 is a top view thereof;
FIG. 7 is a bottom view thereof; and,
FIG. 8 is an enlarged front perspective view of the claimed design.
The broken lines in the figures show portions of the oven which form no part of the claimed design.
The dot-dash lines in FIGS. 1, 2, and 8 represent the boundaries of the claim and form no part thereof.

1 Claim, 8 Drawing Sheets



(56)

References Cited

U.S. PATENT DOCUMENTS

D694,059 S * 11/2013 De Pra D7/373
D696,349 S * 12/2013 d'Amore et al. D20/1

D706,567 S * 6/2014 Strayle D7/309
D707,486 S * 6/2014 Borjesson D7/309
2007/0283817 A1* 12/2007 Fugger et al. 99/290

* cited by examiner

FIG. 1

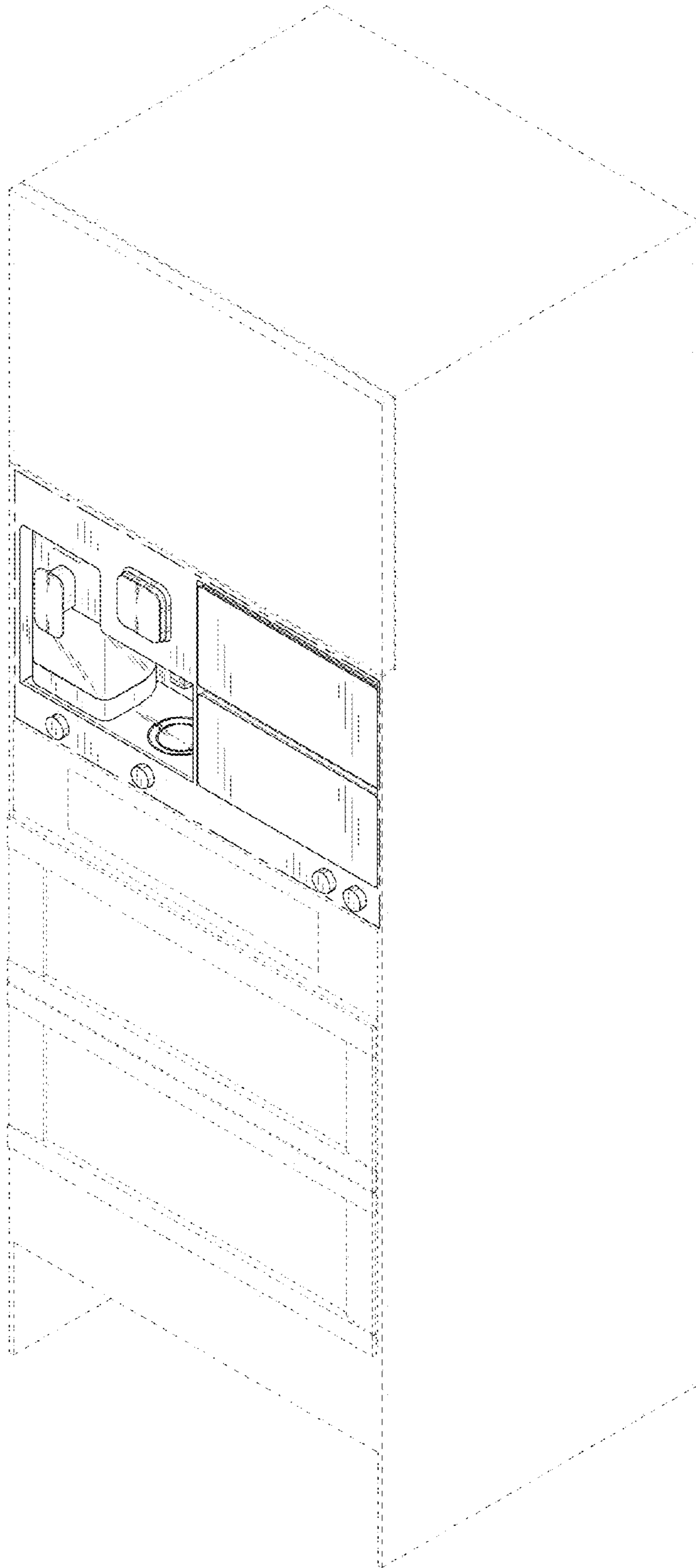


FIG. 2

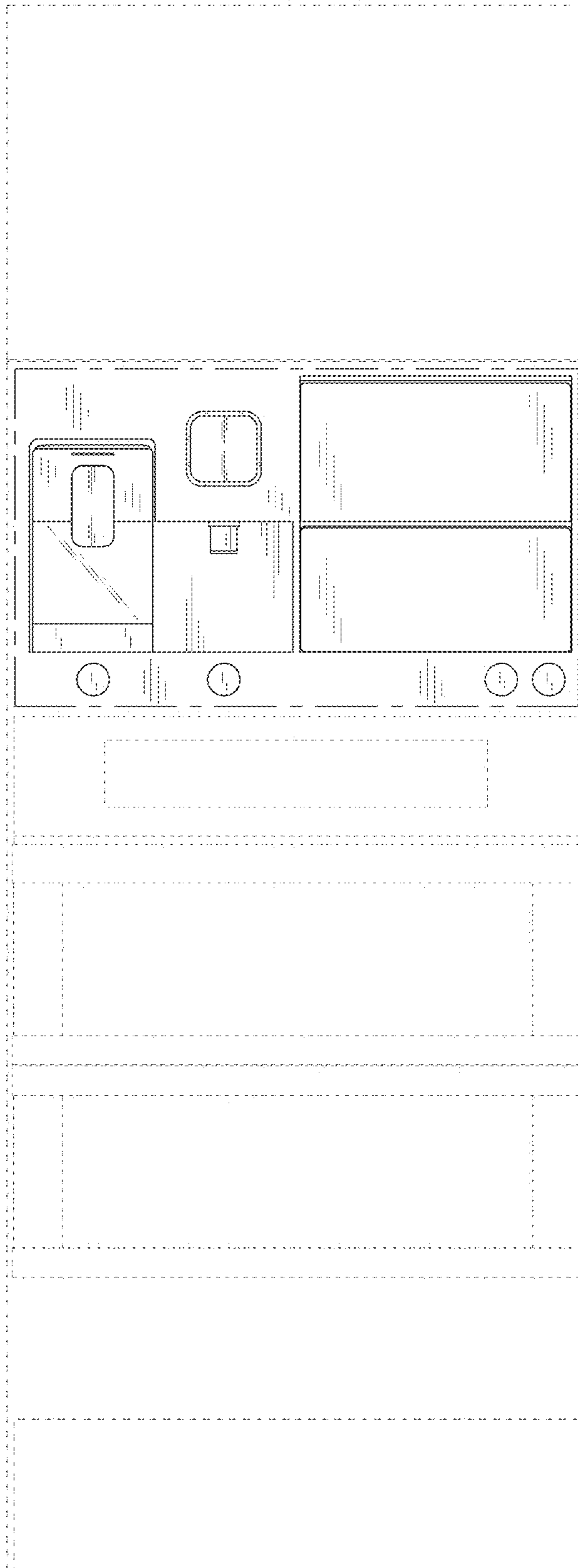


FIG. 3




FIG. 4




FIG. 5




FIG. 6




FIG. 7



FIG. 8

