

US00D726489S

(12) **United States Design Patent**
Brook

(10) **Patent No.:** **US D726,489 S**

(45) **Date of Patent:** **** Apr. 14, 2015**

(54) **TOASTER**

(71) Applicant: **Kenwood Limited**, Havant, Hampshire (GB)

(72) Inventor: **Nicholas Brook**, Havant (GB)

(73) Assignee: **Kenwood Limited**, Hampshire (GB)

(**) Term: **14 Years**

(21) Appl. No.: **29/477,754**

(22) Filed: **Dec. 26, 2013**

(30) **Foreign Application Priority Data**

Jul. 5, 2013 (EM) 002269415-0001

(51) **LOC (10) Cl.** **07-02**

(52) **U.S. Cl.**
USPC **D7/330**

(58) **Field of Classification Search**

CPC A21B 2/00; A47J 37/00; A47J 37/06;
A47J 37/0611; A47J 37/08; A47J 37/0807;
A47J 37/0814; A47J 37/0821; A47J 37/0835;
A47J 37/0842; A47J 37/085; A47J 37/0864;
A47J 37/0878; A47J 37/0885; A47J 37/0892;
F24C 15/10; F24C 15/102

USPC D7/323, 328-330, 390; 99/326-327,
99/331-332, 357, 372, 375, 385-402;
219/388, 405, 450.1, 489, 532

See application file for complete search history.

(56) **References Cited**

U.S. PATENT DOCUMENTS

D300,498 S * 4/1989 Ansel D7/330
D315,272 S * 3/1991 Moore et al. D7/330

D316,006 S * 4/1991 Gebhardt D7/330
D326,028 S * 5/1992 Balandier D7/330
D328,685 S * 8/1992 Wolfe D7/330
D362,584 S * 9/1995 Mora et al. D7/330
D369,715 S * 5/1996 Roze et al. D7/330
D372,833 S * 8/1996 Barrault D7/330
D389,371 S * 1/1998 Thiebold et al. D7/330
D395,978 S * 7/1998 Lin D7/330
D470,710 S * 2/2003 Littmann D7/330
D497,279 S * 10/2004 Morrison D7/330
D590,200 S * 4/2009 Mullen D7/330

* cited by examiner

Primary Examiner — Ricky Pham

(74) *Attorney, Agent, or Firm* — Paul D. Bianco; Martin Fleit; Fleit Gibbons Gutman Bongini & Bianco PL

(57) **CLAIM**

The ornamental design for a toaster, as shown and described.

DESCRIPTION

FIG. 1 is a first perspective view of a toaster according to the present invention with a slot divider disabled.

FIG. 2 is a second perspective view of the toaster of FIG. 1 with the slot divider enabled.

FIG. 3 is a front view of the toaster of FIG. 1.

FIG. 4 is a rear view of the toaster of FIG. 1.

FIG. 5 is a first side view of the toaster of FIG. 1; and,

FIG. 6 is a second side view of the toaster of FIG. 1.

The bottom of the toaster does not contain any ornamental features which are claimed. Accordingly, a bottom view is not shown and the legs that extend from the bottom of the toaster are disclaimed.

The broken lines shown represent unclaimed subject matter and form no part of the claimed design.

1 Claim, 5 Drawing Sheets






FIGURE 1



FIGURE 2



FIGURE 3




FIGURE 4




FIGURE 5



FIGURE 6