



US00D726477S

(12) **United States Design Patent**
Buck

(10) **Patent No.:** **US D726,477 S**
(45) **Date of Patent:** **** Apr. 14, 2015**

- (54) **BENDABLE SAFETY STRAW**
- (71) Applicant: **Ronald Mark Buck**, Encinitas, CA (US)
- (72) Inventor: **Ronald Mark Buck**, Encinitas, CA (US)
- (73) Assignee: **Top-That! LLC**, Encinitas, CA (US)
- (**) Term: **14 Years**
- (21) Appl. No.: **29/500,266**
- (22) Filed: **Aug. 22, 2014**
- (51) **LOC (10) Cl.** **07-06**
- (52) **U.S. Cl.**
USPC **D7/300.2**
- (58) **Field of Classification Search**
CPC A47G 21/18; A47G 21/182; A47G 21/186
USPC D7/300.2, 301, 305, 509; D24/108,
D24/112; 215/229, 388, 389; 239/16, 17,
239/24, 33; 604/35; 433/91, 96; D8/303,
D8/311, 315, 320
See application file for complete search history.

- (56) **References Cited**
U.S. PATENT DOCUMENTS
590,374 A * 9/1897 Osburn 174/68.3
1,223,933 A * 4/1917 Carr 138/177
2,279,396 A * 4/1942 Hanson, Jr. 239/33
D188,103 S * 6/1960 Scofield D13/153
3,568,870 A * 3/1971 Elston 215/388

- D344,131 S * 2/1994 Hubbell D24/108
- 5,568,006 A * 10/1996 Luff et al. 310/348
- D537,892 S * 3/2007 Moses D21/662
- D615,645 S * 5/2010 Brigatti et al. D24/112
- D625,957 S * 10/2010 Minns D7/550.1
- D715,083 S * 10/2014 Miracle D7/300.2
- 2007/0267425 A1 * 11/2007 Gill 220/709
- 2013/0068854 A1 * 3/2013 Miracle 239/33

* cited by examiner

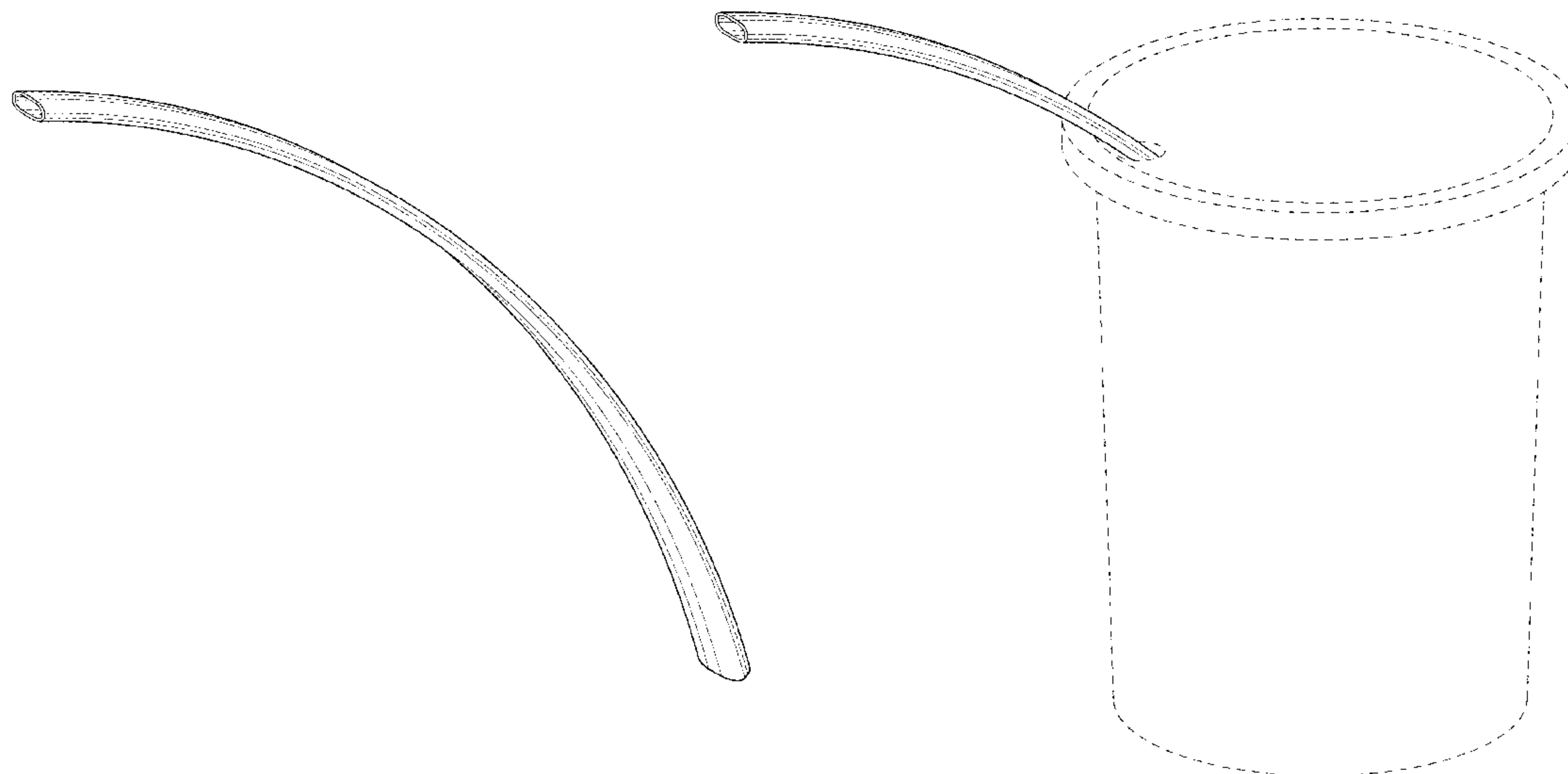
Primary Examiner — George D Kirschbaum
Assistant Examiner — Kendra L Hamilton
 (74) *Attorney, Agent, or Firm* — Manuel de la Cerra

(57) **CLAIM**
 The ornamental design for a bendable safety straw, as shown and described.

DESCRIPTION

FIG. 1 is a perspective front view of a bendable safety straw. FIG. 2 is a perspective front view with drinking cup. FIG. 3 is a front view. FIG. 4 is a rear view. FIG. 5 is a right-side view. FIG. 6 is a left-side view. FIG. 7 is a top view; and, FIG. 8 is a bottom view. The broken lines showing a drinking cup in FIG. 2 illustrate environmental structure that forms no part of the claimed design.

1 Claim, 5 Drawing Sheets



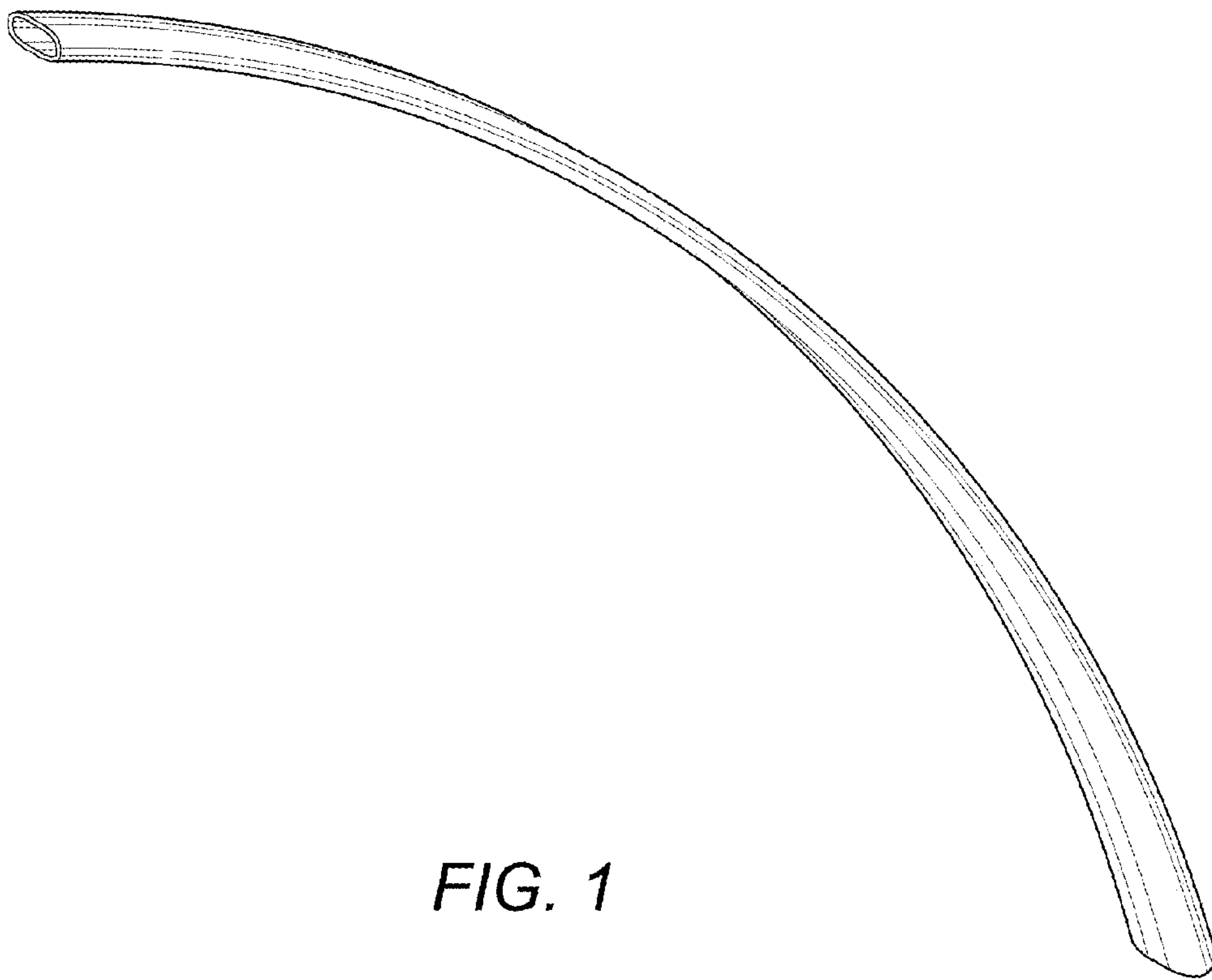


FIG. 1

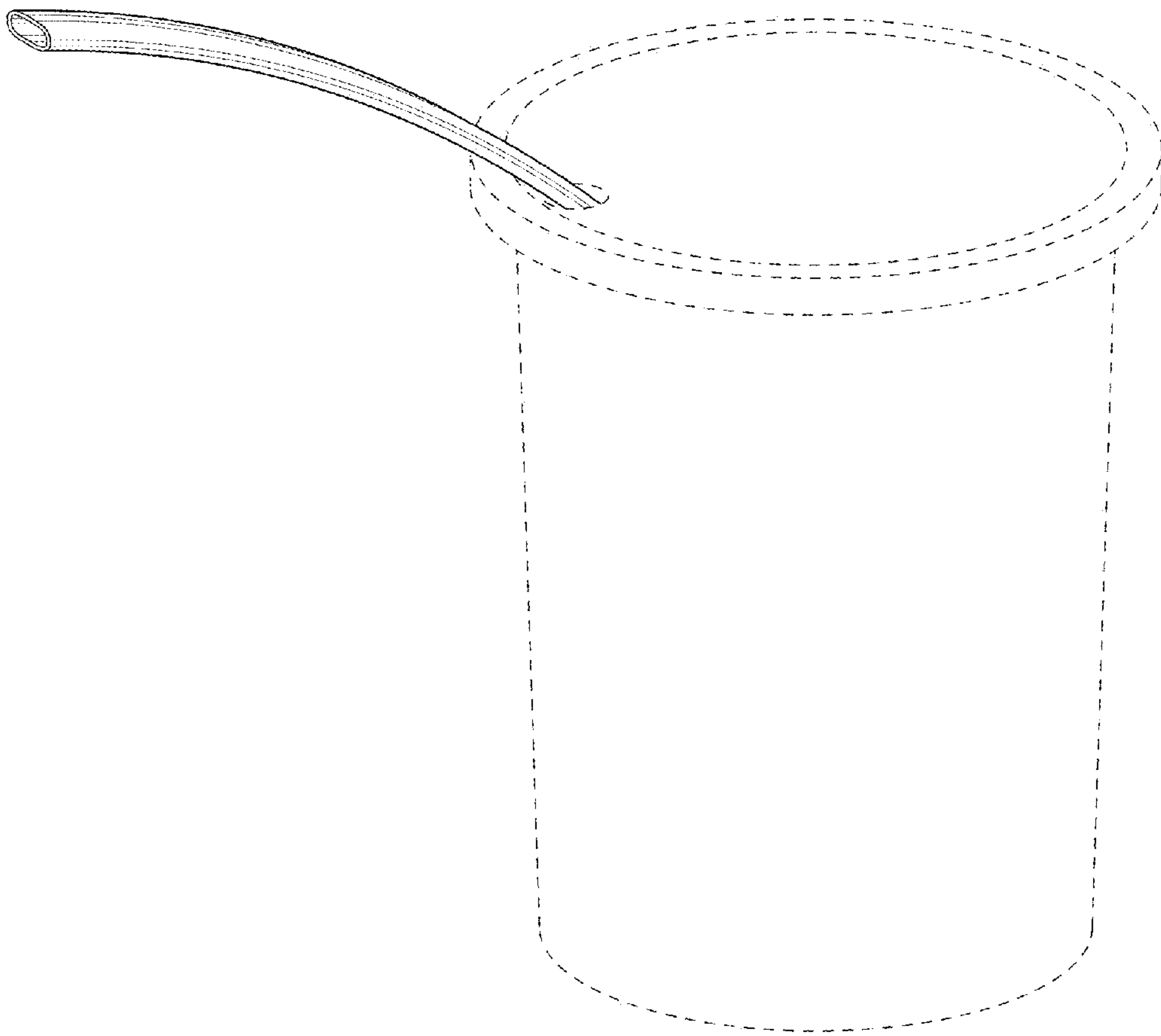


FIG. 2

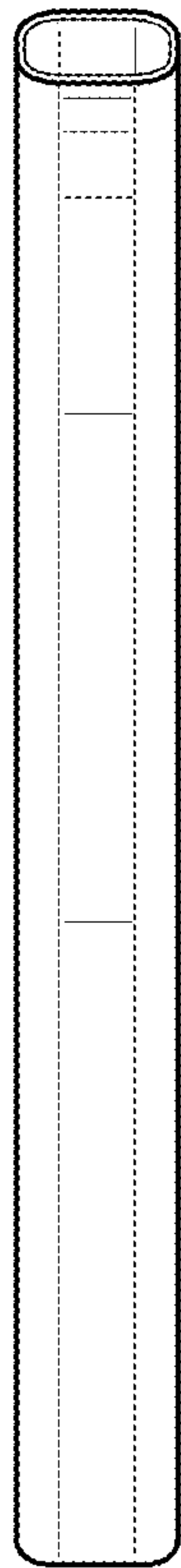


FIG. 3

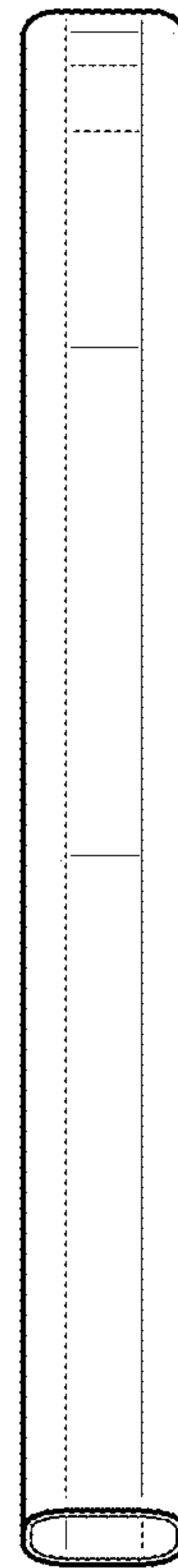


FIG. 4

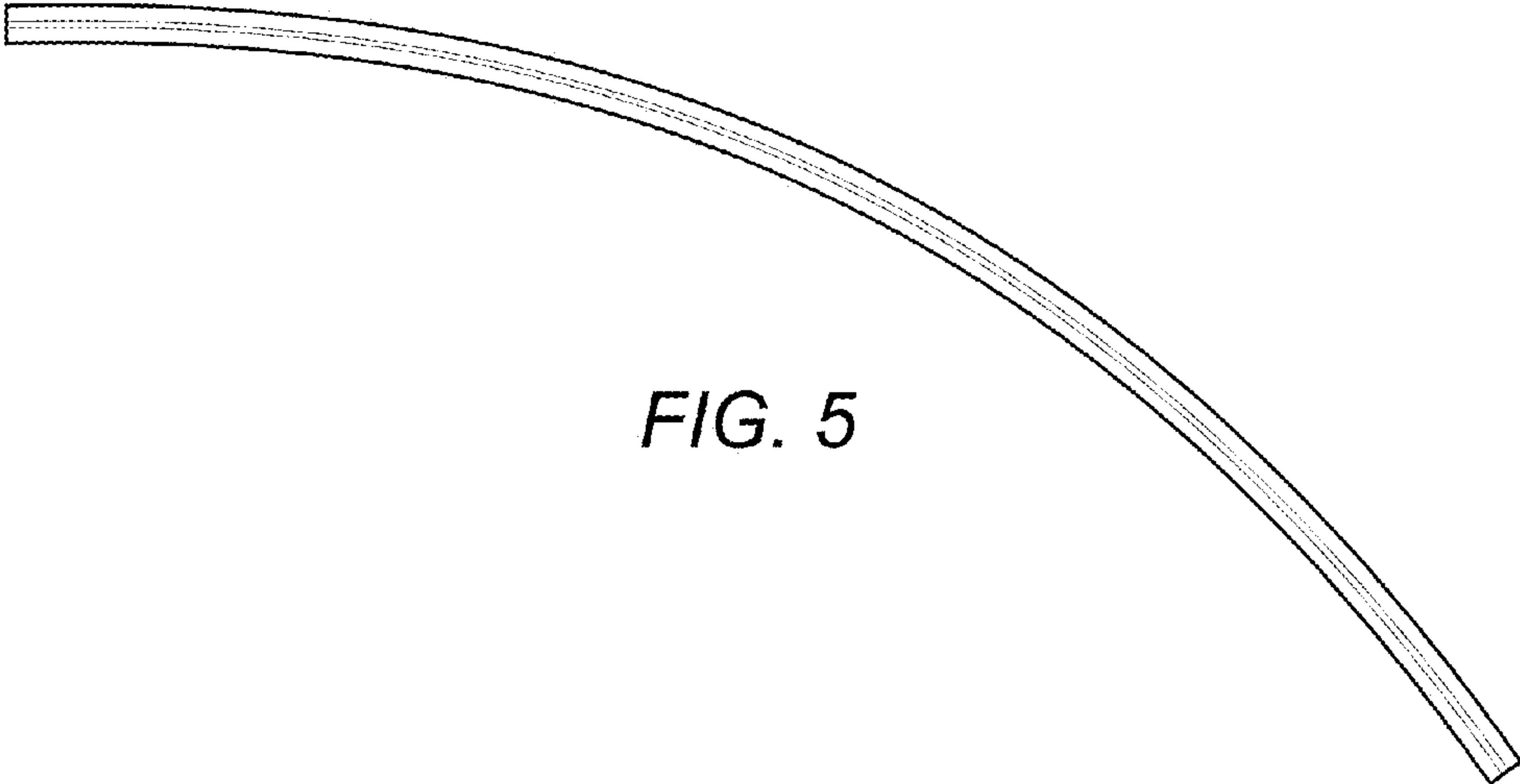


FIG. 5

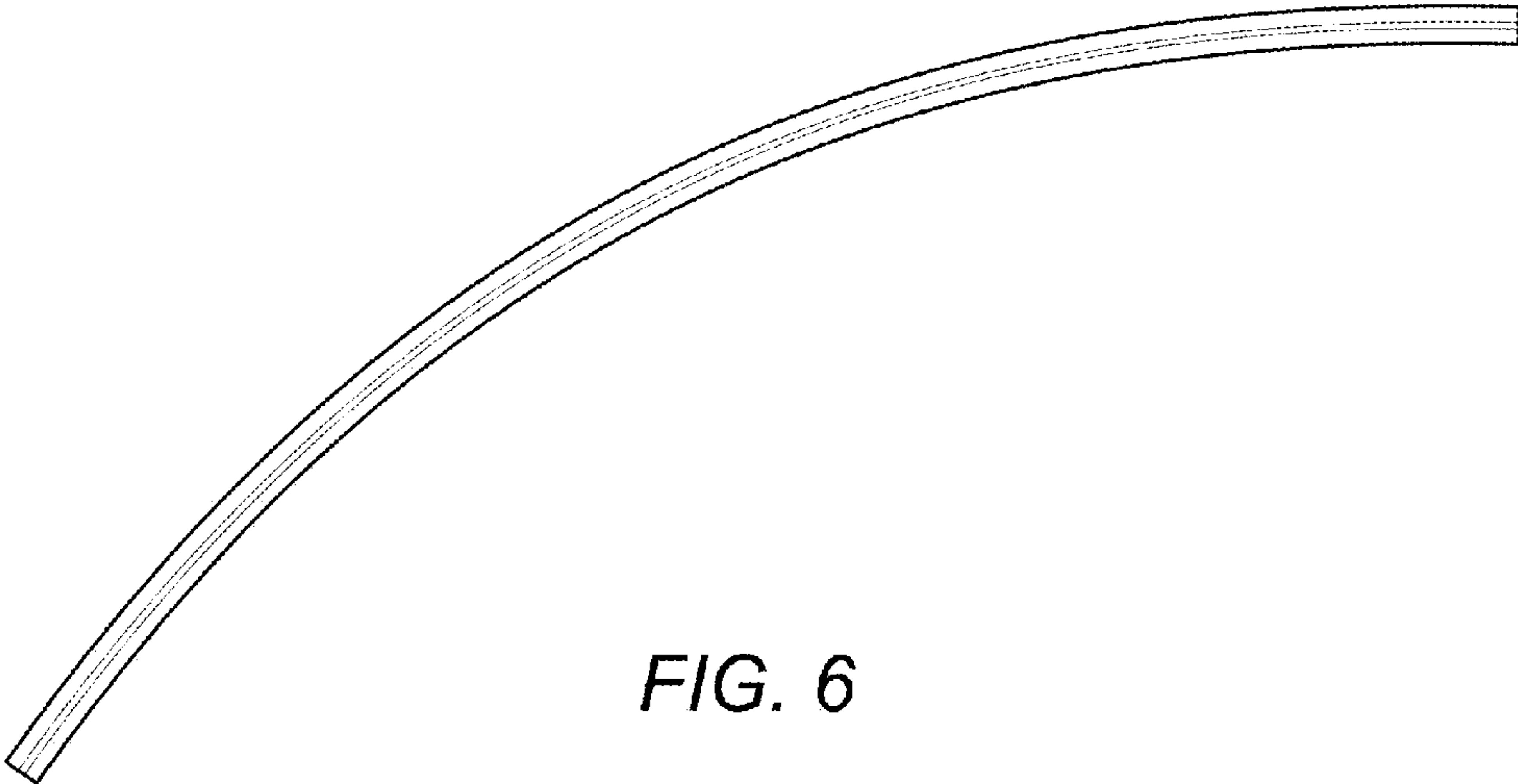


FIG. 6




FIG. 7




FIG. 8