



US00D726470S

(12) **United States Design Patent**
Itou et al.

(10) **Patent No.:** **US D726,470 S**

(45) **Date of Patent:** **** Apr. 14, 2015**

(54) **AUTOMOTIVE VEHICLE SEAT**

(71) Applicants: **Yasuyuki Itou**, Tokyo (JP); **Atsushi Ishii**, Tokyo (JP)

(72) Inventors: **Yasuyuki Itou**, Tokyo (JP); **Atsushi Ishii**, Tokyo (JP)

(73) Assignee: **Tachi-S Co., Ltd.** (JP)

(**) Term: **14 Years**

(21) Appl. No.: **29/467,605**

(22) Filed: **Sep. 20, 2013**

(30) **Foreign Application Priority Data**

Mar. 28, 2013 (JP) 2013-006925

(51) **LOC (10) Cl.** **06-01**

(52) **U.S. Cl.**
USPC **D6/716.4**

(58) **Field of Classification Search**
CPC B60N 2/0715; B60N 2/067; B60N 2/4882;
A47C 7/383; A47C 7/022; A47C 7/18;
A47C 7/40
USPC D6/334-336, 356, 364, 367, 368, 374,
D6/375, 716, 716.1, 716.2, 716.3, 716.4;
297/344.1, 397, 452.21, 452.24,
297/452.25, 452.26, 452.29, 452.34, 452.35
See application file for complete search history.

(56) **References Cited**

U.S. PATENT DOCUMENTS

D25,339 S *	3/1896	Sayers	D6/356
D283,857 S *	5/1986	Livieratos	D6/364
D298,986 S *	12/1988	Carter	D6/356
D326,959 S *	6/1992	VanDuser et al.	D6/356
D546,083 S *	7/2007	Iskhakov	D6/356

* cited by examiner

Primary Examiner — Mimosa De

(74) *Attorney, Agent, or Firm* — Ostrolenk Faber LLP

(57) **CLAIM**

The ornamental design for an automotive vehicle seat, as shown and described.

DESCRIPTION

FIG. 1 is a front view of an automotive vehicle seat showing our new design;

FIG. 2 is a rear view thereof;

FIG. 3 is a side view thereof, the opposite side view being a mirror image;

FIG. 4 is a top view thereof;

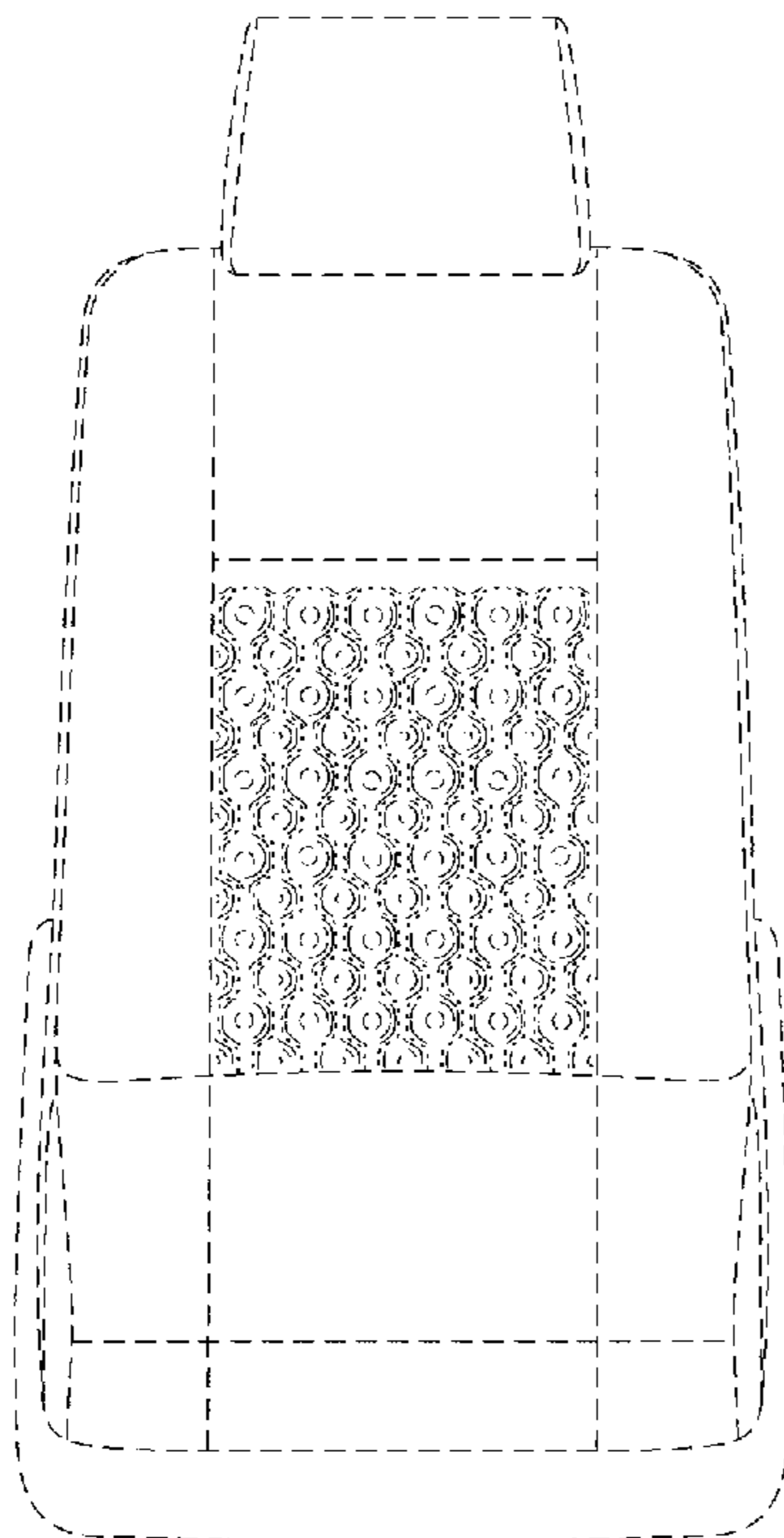
FIG. 5 is a bottom view thereof;

FIG. 6 is a detailed view of the automotive vehicle seat showing a portion thereof including the design; and,

FIG. 7 is a cross-section of a fragment of the automotive vehicle seat along lines 7-7 in FIG. 6.

The short broken lines in FIGS. 1, 6, and 7 illustrate stitching. The long broken lines in the drawings illustrate environmental material that forms no part of the claimed design.

1 Claim, 3 Drawing Sheets



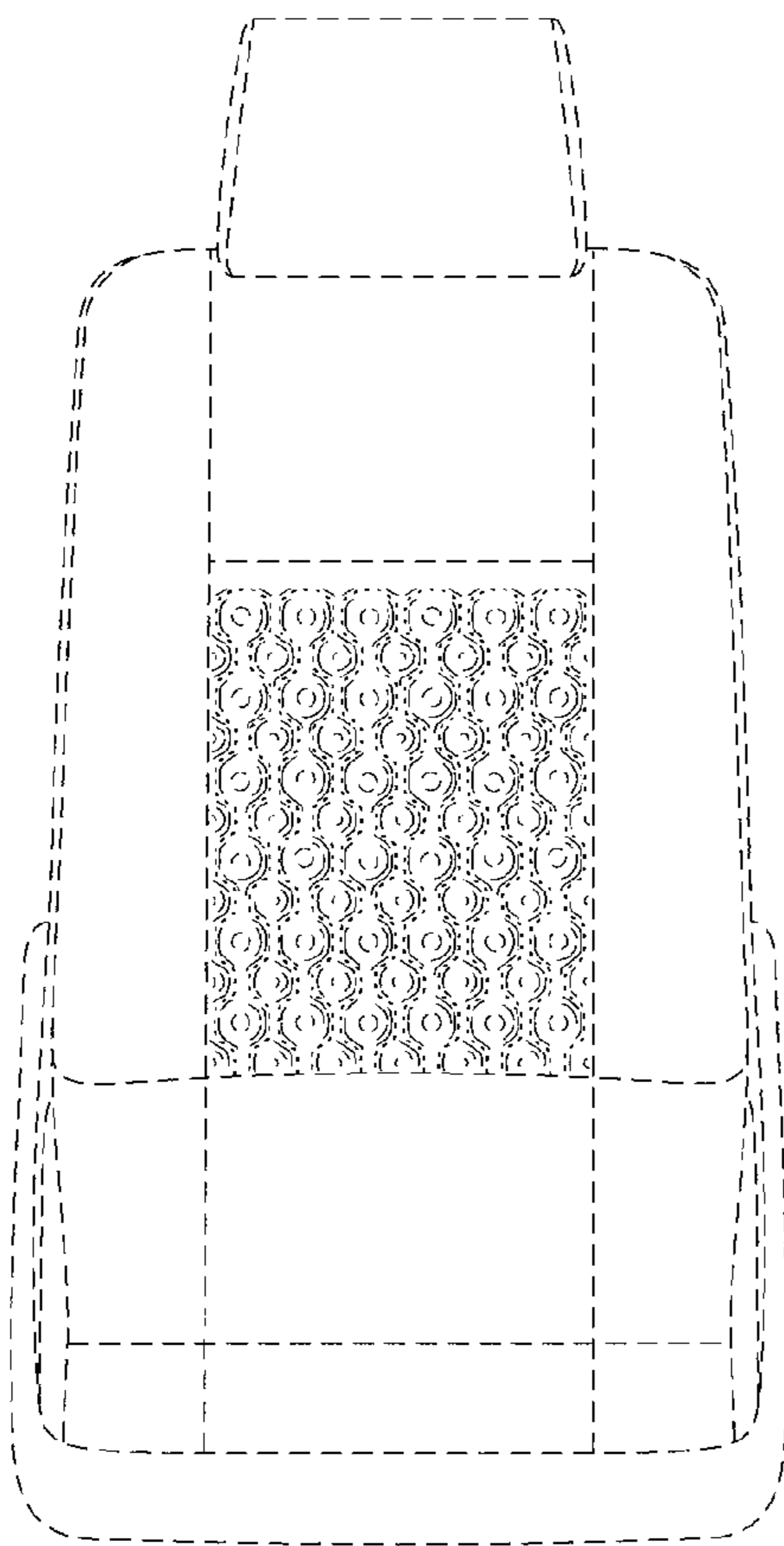


FIG. 1

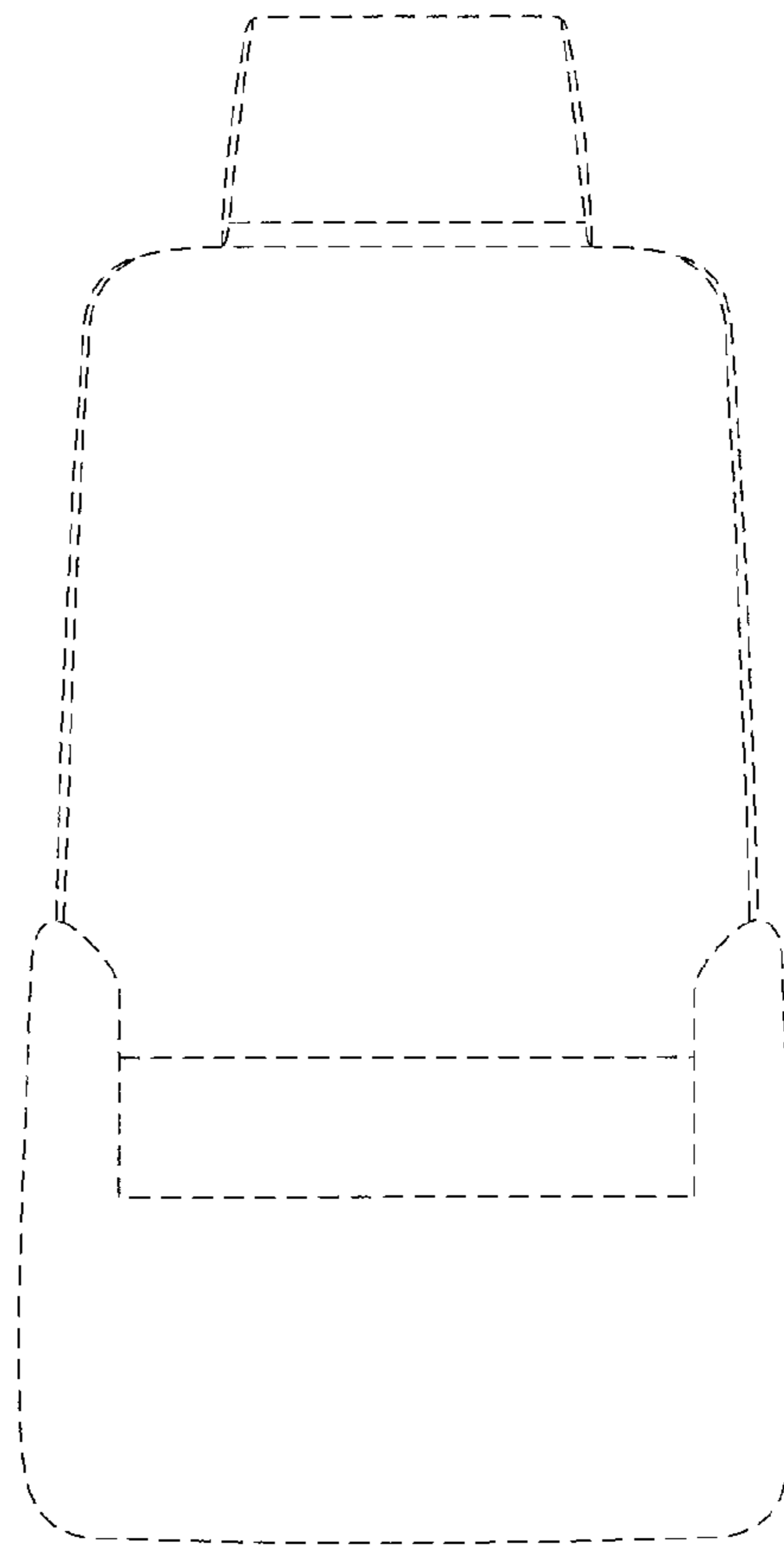


FIG. 2

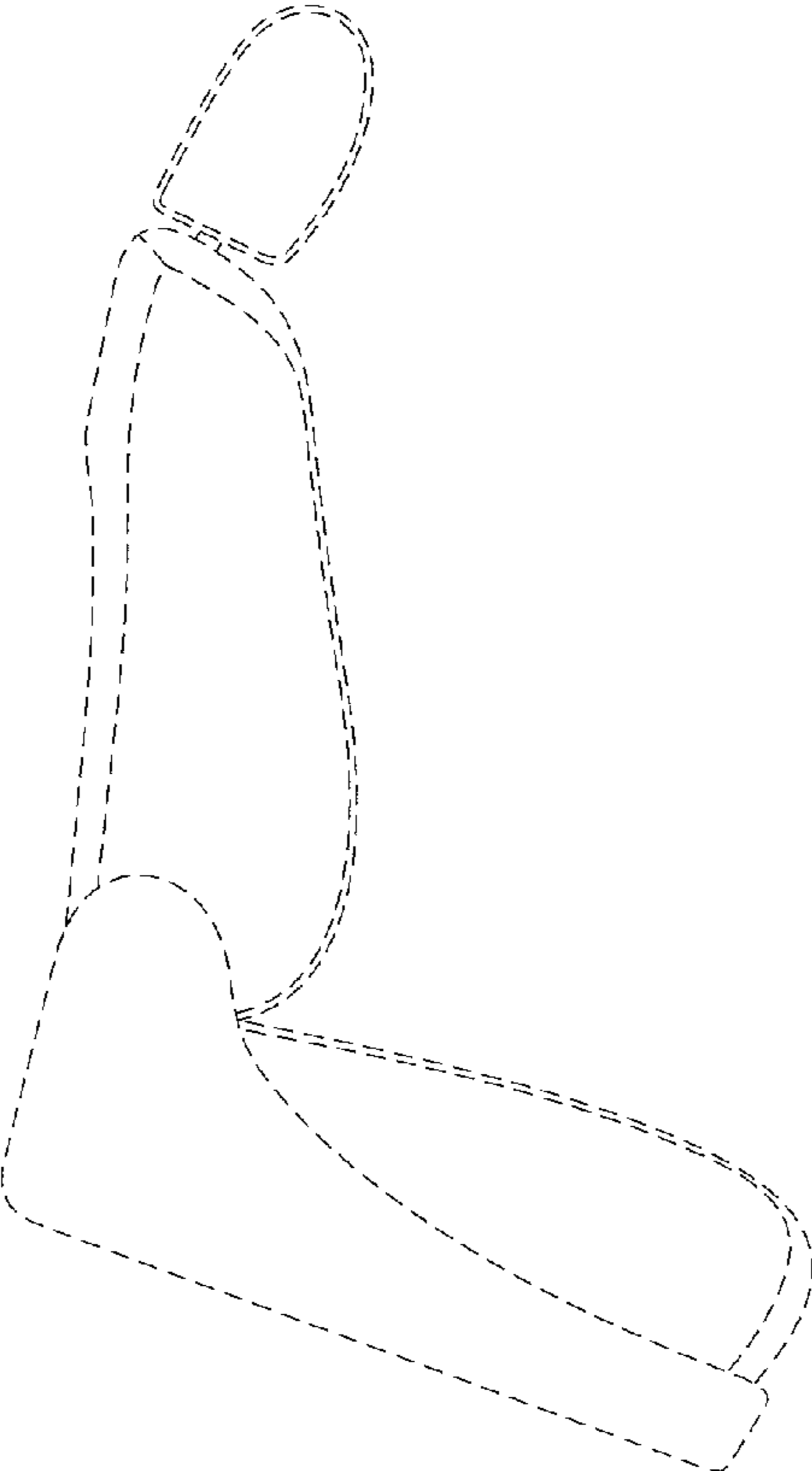


FIG. 3

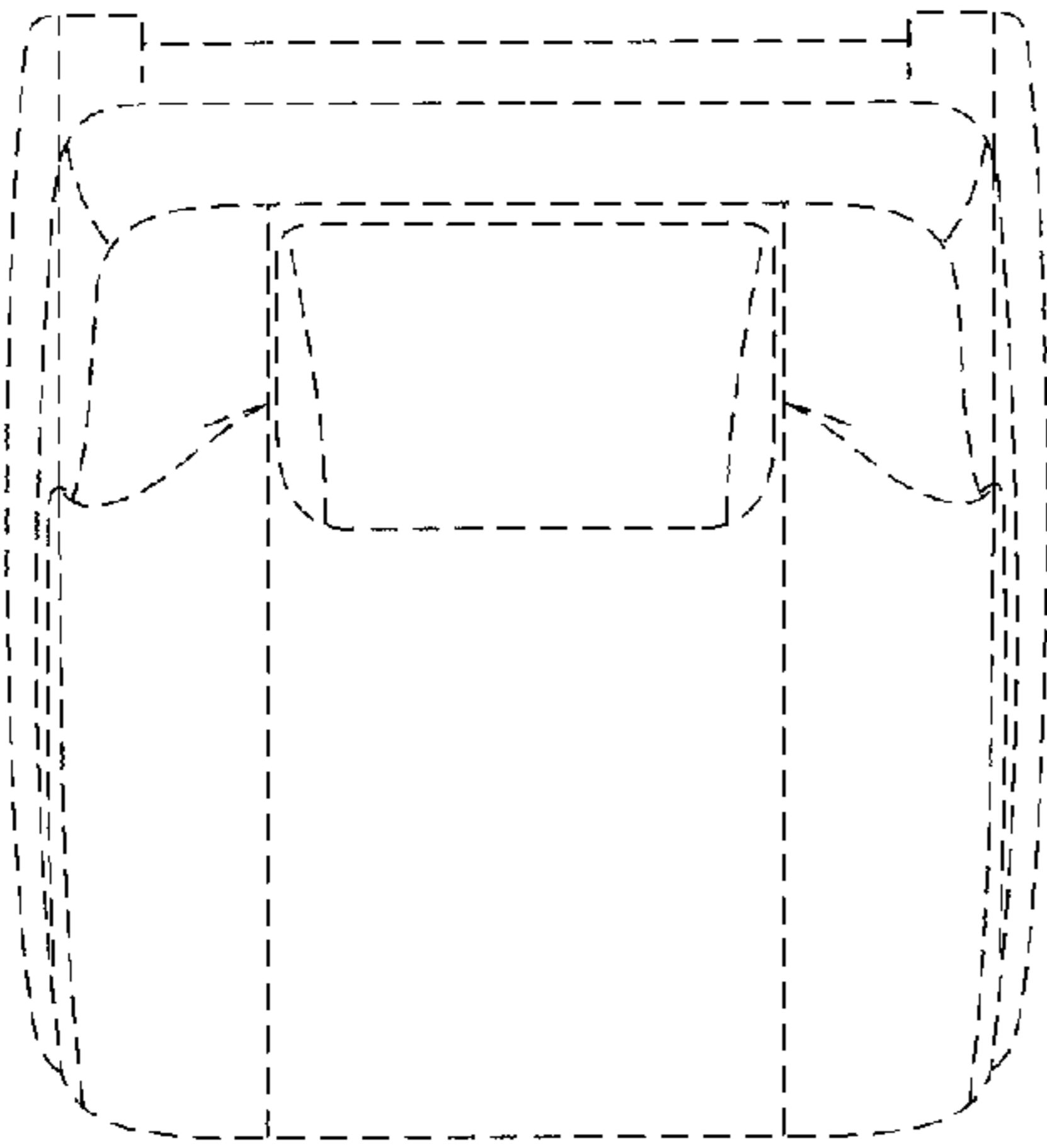


FIG. 4




FIG. 5




FIG. 6

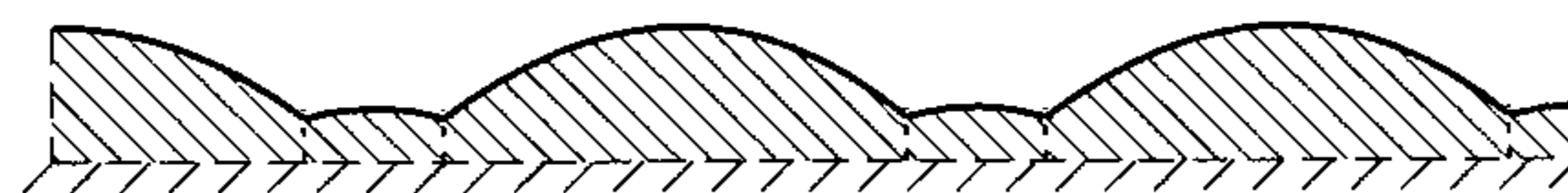


FIG. 7