



US00D726466S

(12) **United States Design Patent**  
**Lin**

(10) **Patent No.:** **US D726,466 S**  
(45) **Date of Patent:** **\*\* Apr. 14, 2015**

(54) **DESK STAND**

(71) Applicants: **Hi-Max Innovation Co., Ltd.**, Taichung (TW); **Yi-Chen Tseng**, Taichung (TW)

(72) Inventor: **Jhin-Fan Lin**, Taichung (TW)

(73) Assignees: **Hi-Max Innovation Co., Ltd.**, Taichung (TW); **Yi-Chen Tseng**, Taichung (TW)

(\*\*) Term: **14 Years**

(21) Appl. No.: **29/465,843**

(22) Filed: **Aug. 31, 2013**

(51) **LOC (10) Cl.** ..... **06-06**

(52) **U.S. Cl.**  
USPC ..... **D6/709**

(58) **Field of Classification Search**  
USPC ..... D6/641–643, 656, 656.1, 656.13, D6/656.14, 656.15, 656.16, 656.17, 708, D6/709, 709.2, 717, 648, 648.1; 108/50.01, 50.02; 248/188, 188.1, 248/188.8, 164; 312/194–196, 223.3; D14/305

See application file for complete search history.

(56) **References Cited**

U.S. PATENT DOCUMENTS

D396,358 S	*	7/1998	Geier	.....	D6/349
D484,337 S	*	12/2003	Risdon et al.	.....	D6/495
D517,835 S	*	3/2006	O'Hare	.....	D6/422
D532,630 S	*	11/2006	Rizzi	.....	D6/500
D569,132 S	*	5/2008	Sexton	.....	D6/480
D573,366 S	*	7/2008	Sexton	.....	D6/425
D589,656 S	*	3/2009	Toltzman et al.	.....	D30/118

\* cited by examiner

*Primary Examiner* — Janice Seeger

(74) *Attorney, Agent, or Firm* — Patent Office of Bang Shia

(57) **CLAIM**

The ornamental design for a desk stand, as shown and described.

**DESCRIPTION**

FIG. 1 is a perspective view of a desk stand showing my new design;

FIG. 2 is a front elevational view thereof;

FIG. 3 is a rear elevational view thereof;

FIG. 4 is a left side elevational view thereof;

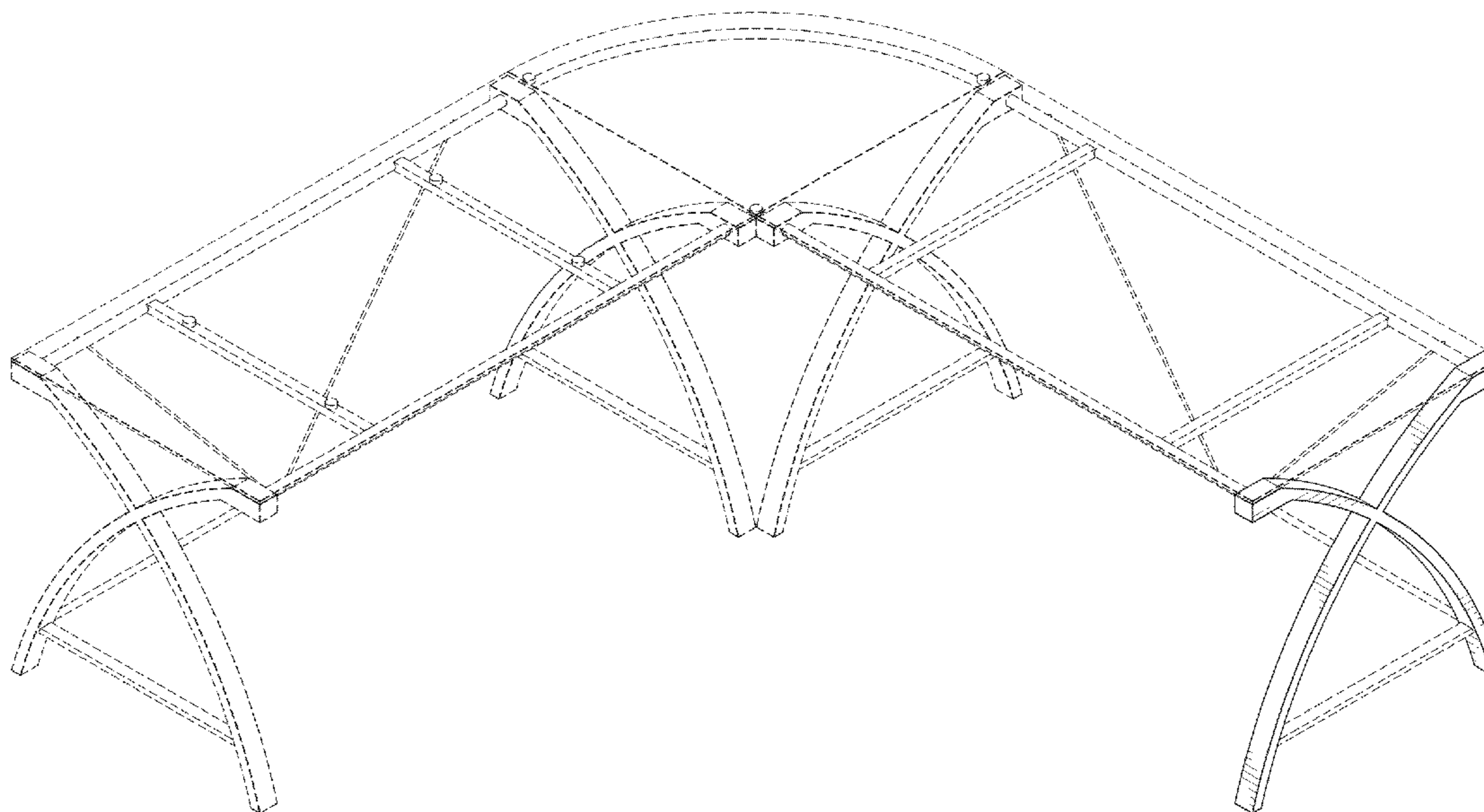
FIG. 5 is a right side elevational view thereof;

FIG. 6 is a top plan view thereof; and,

FIG. 7 is a bottom plan view thereof.

The broken lines are shown for illustrative purposes only and form no part of claimed design.

**1 Claim, 5 Drawing Sheets**



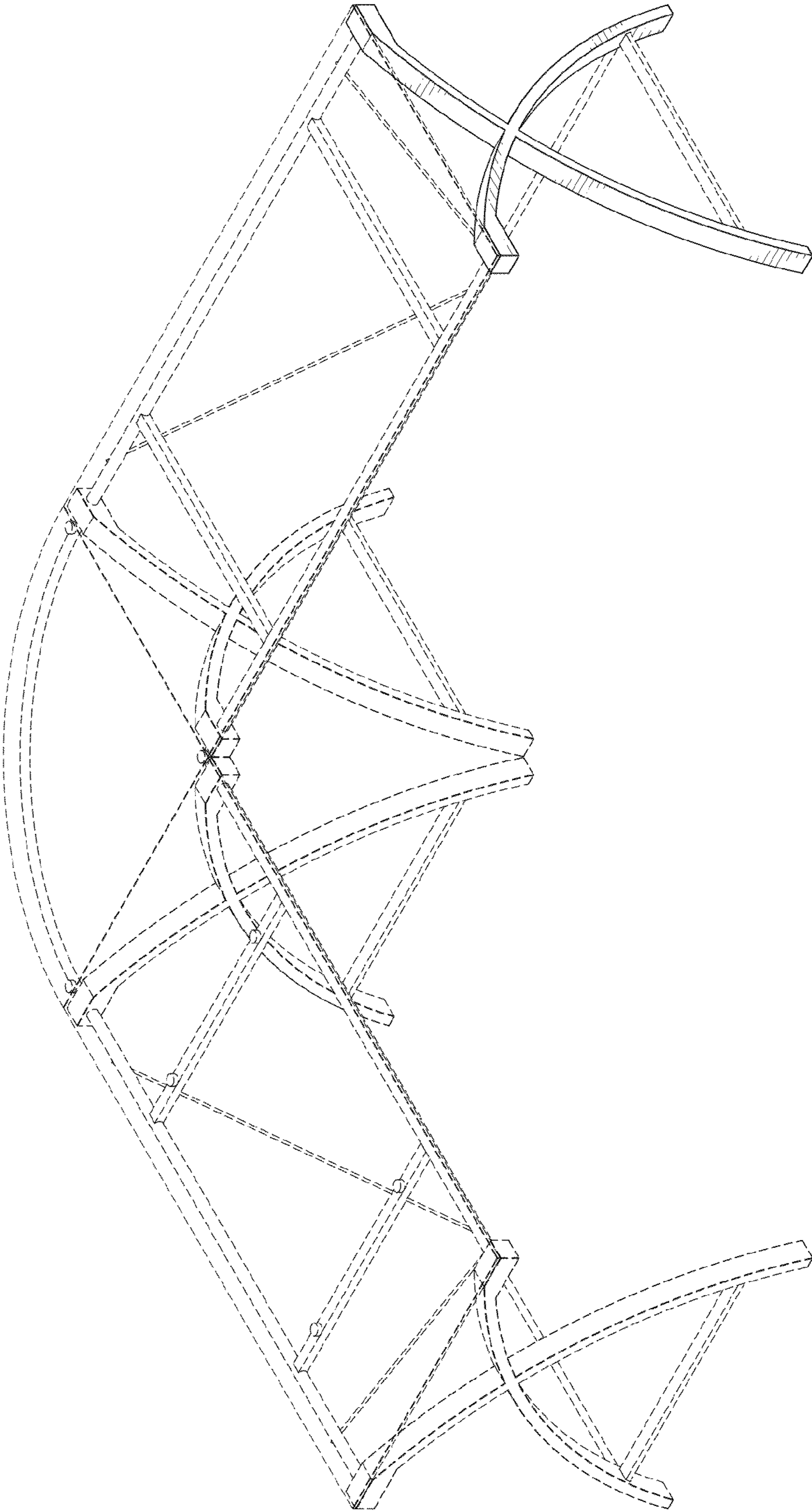


FIG.1

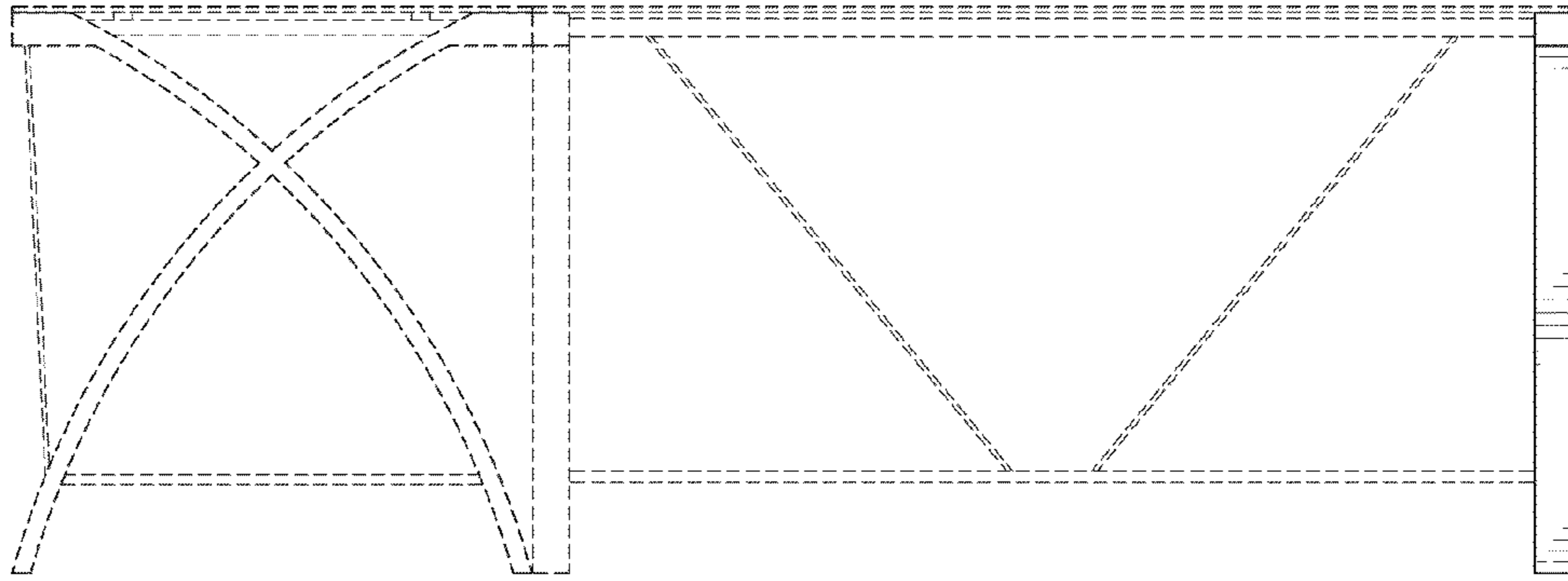


FIG.2

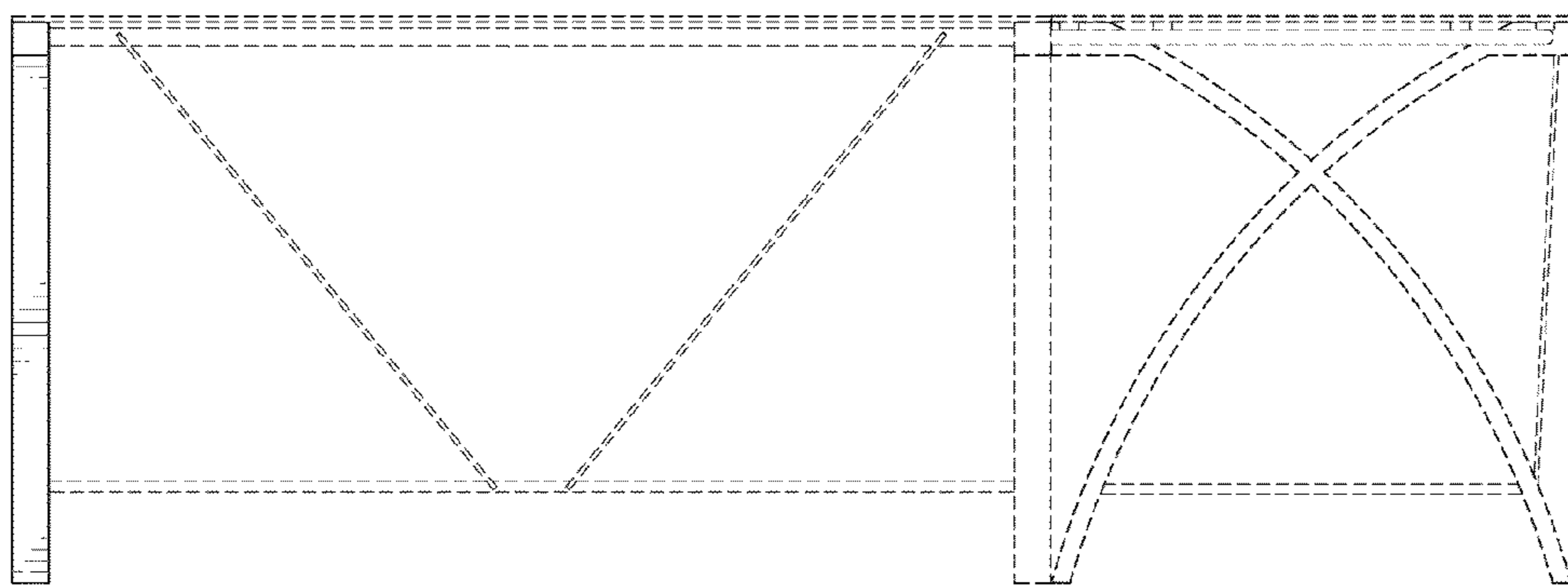


FIG.3

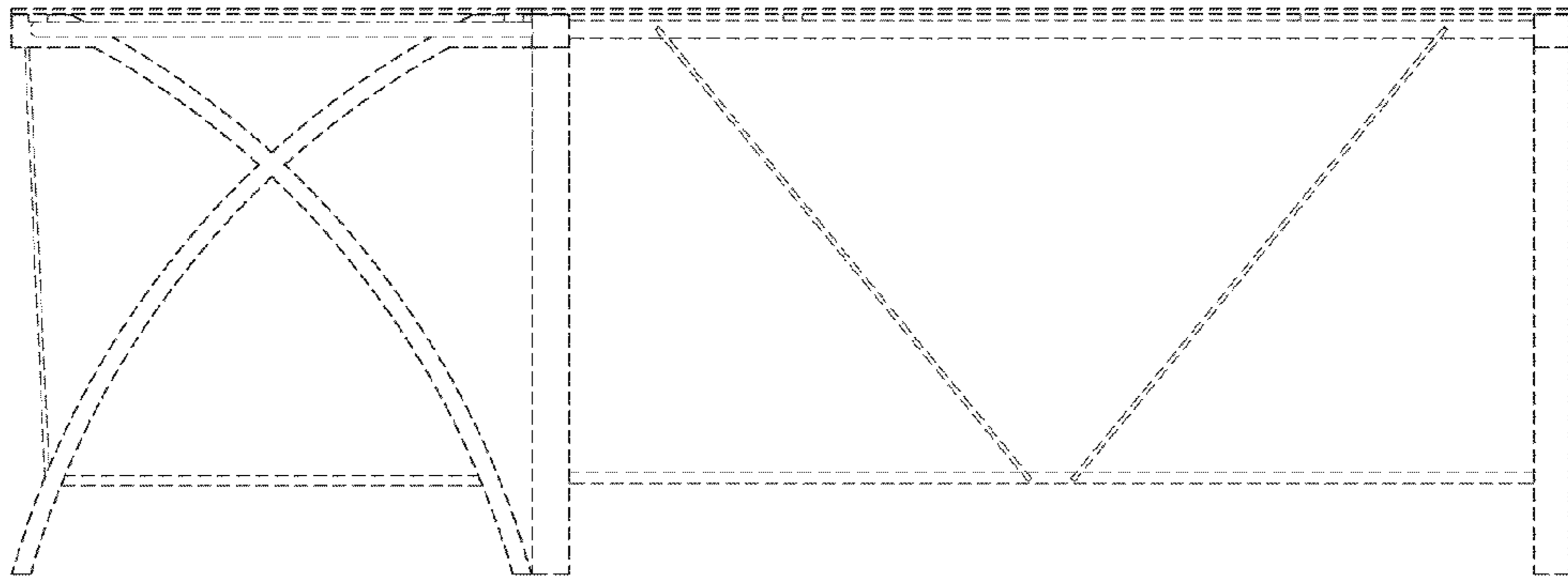


FIG.4

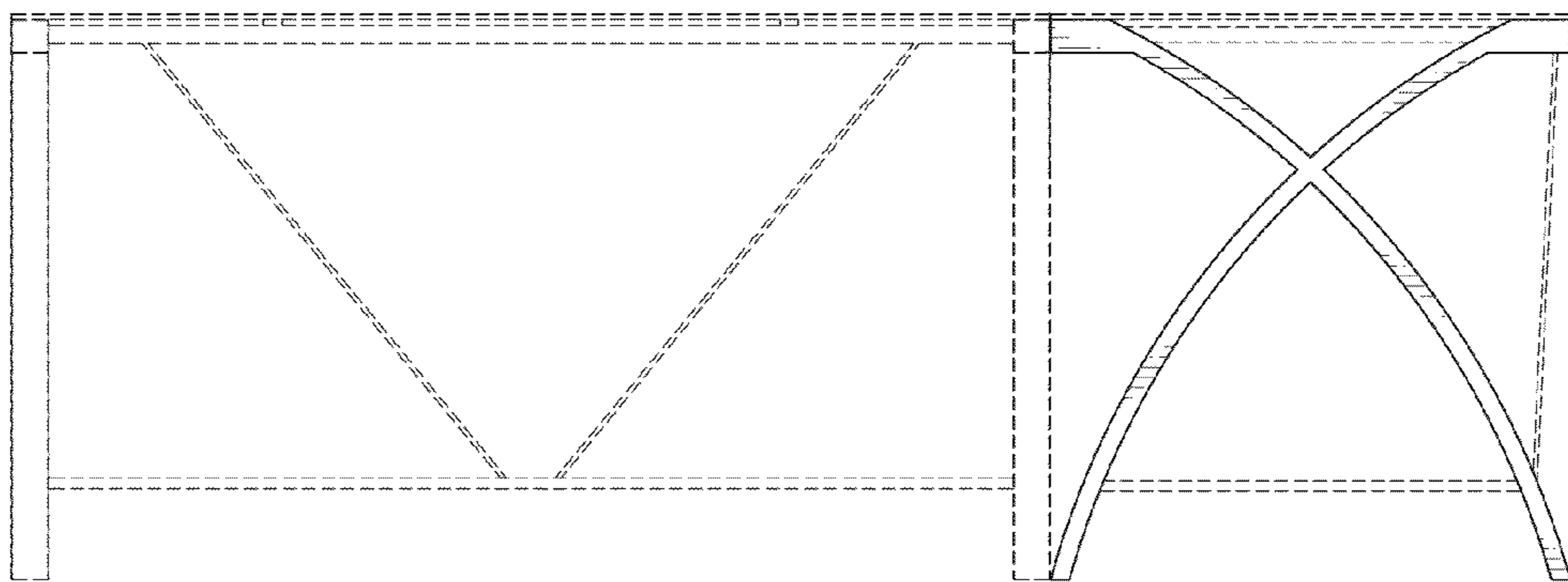


FIG.5




FIG.6




FIG.7