



US00D726460S

(12) **United States Design Patent**
Arnon et al.

(10) **Patent No.:** **US D726,460 S**
(45) **Date of Patent:** **** Apr. 14, 2015**

(54) **TABLE**

- (71) Applicant: **Jardin Netherlands B.V.**, Rijen (NL)
- (72) Inventors: **Hadas Arnon**, Tel Aviv (IL); **Martin Staps**, Baarle-Hertog (NL); **Daniel Rasenberg**, JK Oosterhout (NL)
- (73) Assignee: **Jardin Netherlands B.V.**, Rijen (NL)
- (**) Term: **14 Years**
- (21) Appl. No.: **29/459,763**
- (22) Filed: **Jul. 3, 2013**
- (51) **LOC (10) Cl.** **06-03**
- (52) **U.S. Cl.**
USPC **D6/689**; D6/691.8
- (58) **Field of Classification Search**
USPC D6/689, 691, 691.8, 691.9, 690;
108/153.1, 161; 248/188, 188.1,
248/157.14

See application file for complete search history.

(56) **References Cited**

U.S. PATENT DOCUMENTS

D200,584 S *	3/1965	Krone	D6/485
D237,441 S *	11/1975	Birmbaum	D6/484
D407,245 S *	3/1999	Lewis	D6/484
D656,342 S *	3/2012	Blitzer	D6/484
D710,135 S *	8/2014	Rasenberg et al.	D6/691.8

* cited by examiner

Primary Examiner — Janice Seeger

(74) *Attorney, Agent, or Firm* — Vorys, Sater, Seymour and Pease LLP; Susanne M. Hopkins; William L. Klima

(57) **CLAIM**

The ornamental design for a table, as shown and described.

DESCRIPTION

FIG. 1 is a front perspective view of a table,
 FIG. 2 is a front elevational view thereof, the rear view being a mirror image,
 FIG. 3 is a left-side elevational view thereof, the right-side being a mirror image,
 FIG. 4 is a top planar view thereof; and,
 FIG. 5 is a bottom planar view thereof.

1 Claim, 5 Drawing Sheets





Fig. 1




Fig. 2




Fig. 3




Fig. 4




Fig. 5