



US00D726454S

(12) **United States Design Patent**  
**Kim et al.**

(10) **Patent No.:** **US D726,454 S**

(45) **Date of Patent:** **\*\* Apr. 14, 2015**

(54) **CABINET**

(71) Applicant: **LG Hausys, Ltd.**, Seoul (KR)

(72) Inventors: **Tae-Woo Kim**, Yongin-si (KR);  
**Keun-Tae Kim**, Seoul (KR); **Han-Sung Choi**, Seoul (KR)

(73) Assignee: **LG Hausys, Ltd.**, Seoul (KR)

(\*\*) Term: **14 Years**

(21) Appl. No.: **29/454,420**

(22) Filed: **May 9, 2013**

(30) **Foreign Application Priority Data**

Mar. 14, 2013 (KR) ..... 30-2013-0012914

(51) **LOC (10) Cl.** ..... **06-04**

(52) **U.S. Cl.**  
USPC ..... **D6/655.1**

(58) **Field of Classification Search**  
USPC ..... D6/336, 349-355, 663, 665, 665.1, 675,  
D6/675.3; D7/610; D14/486; 52/282.3;  
108/91; 220/4.28; 297/423.1, 423.29,  
297/423.41, 423.46, 440.1, 461-462;  
312/114, 117, 125, 217, 257.1, 265.5,  
312/352

See application file for complete search history.

(56) **References Cited**

**U.S. PATENT DOCUMENTS**

D151,983 S \* 12/1948 Guertin ..... D6/336  
3,430,588 A \* 3/1969 Heyer ..... 108/91  
3,570,699 A \* 3/1971 Kobayashi ..... 220/4.28  
4,974,386 A \* 12/1990 Eriksson et al. .... 52/282.3

D365,729 S \* 1/1996 Wold ..... D7/610  
D603,186 S \* 11/2009 Abe ..... D6/449  
D610,818 S \* 3/2010 Crane ..... D6/349  
D647,329 S \* 10/2011 Ward et al. .... D6/477  
D703,224 S \* 4/2014 Skidgel ..... D14/486  
D703,683 S \* 4/2014 Skidgel ..... D14/486  
8,783,779 B2 \* 7/2014 Wittenberg et al. .... 297/440.1

\* cited by examiner

*Primary Examiner* — Ricky Pham

(74) *Attorney, Agent, or Firm* — Lowe Hauptman & Ham, LLP

(57) **CLAIM**

The ornamental design for a cabinet, as shown and described.

**DESCRIPTION**

FIG. 1 is a perspective view of a cabinet showing our new design;

FIG. 2 is a front elevational view thereof;

FIG. 3 is a rear elevational view thereof;

FIG. 4 is a left side elevational view thereof;

FIG. 5 is a right side elevational view thereof;

FIG. 6 is a top plan view thereof; and,

FIG. 7 is a bottom plan view thereof.

The claimed design is directed to a cabinet with three components, wherein the respective components can be crossed at different angles, being characterized in the different face-shaped characters represented on the front portion of each component.

An article subject to protection of the claimed design is used for storing things and items, etc.

Materials of the claimed design are artificial marbles and the like.

**1 Claim, 6 Drawing Sheets**

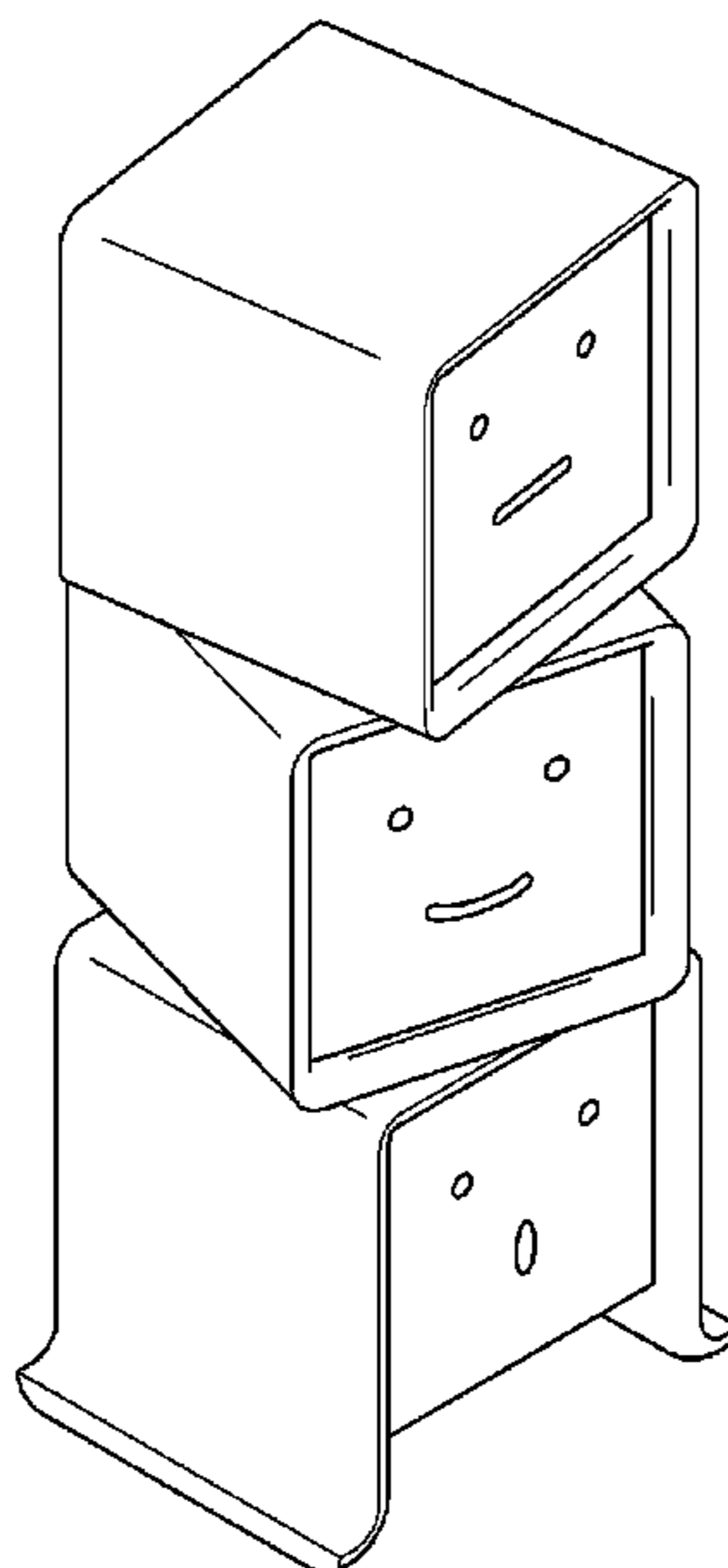


FIG. 1

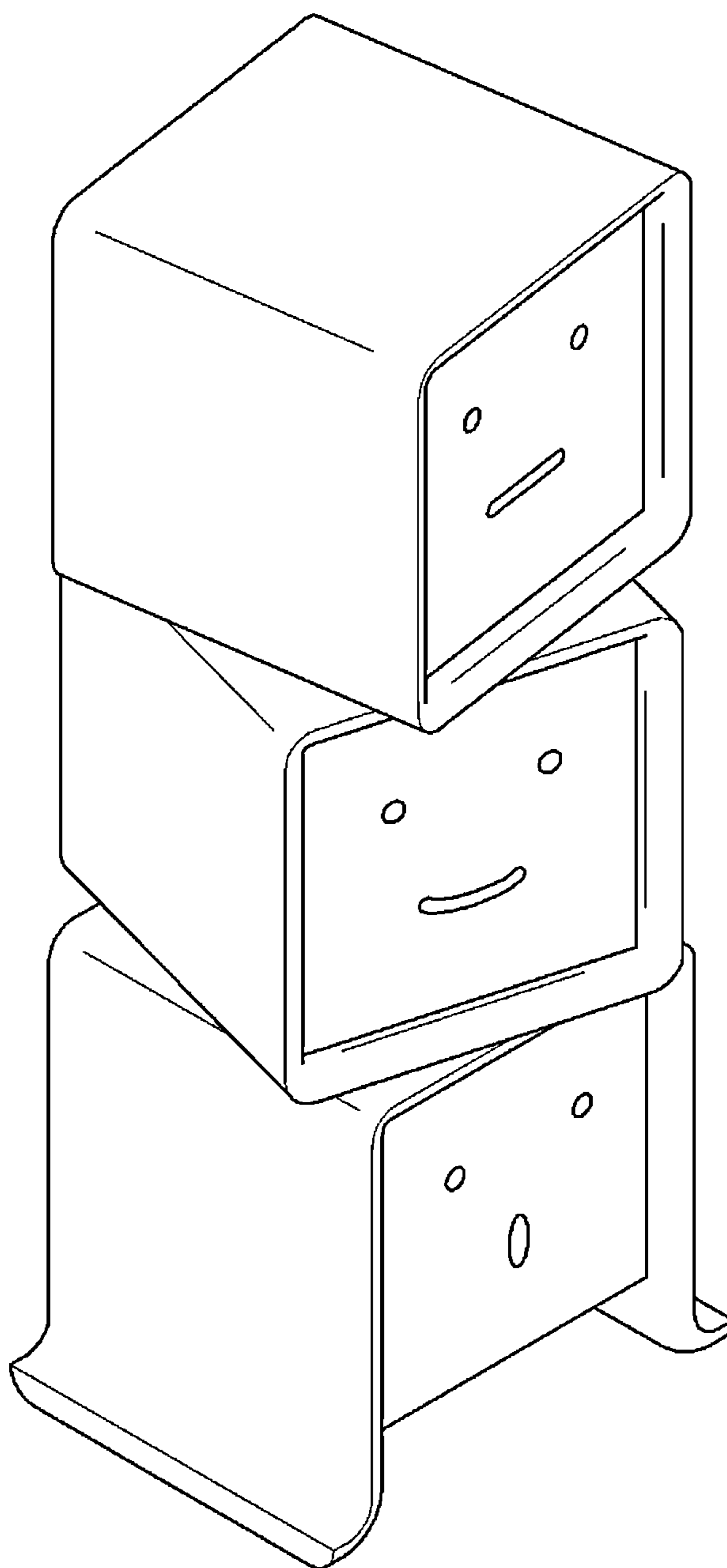


FIG. 2




FIG. 3




FIG. 4

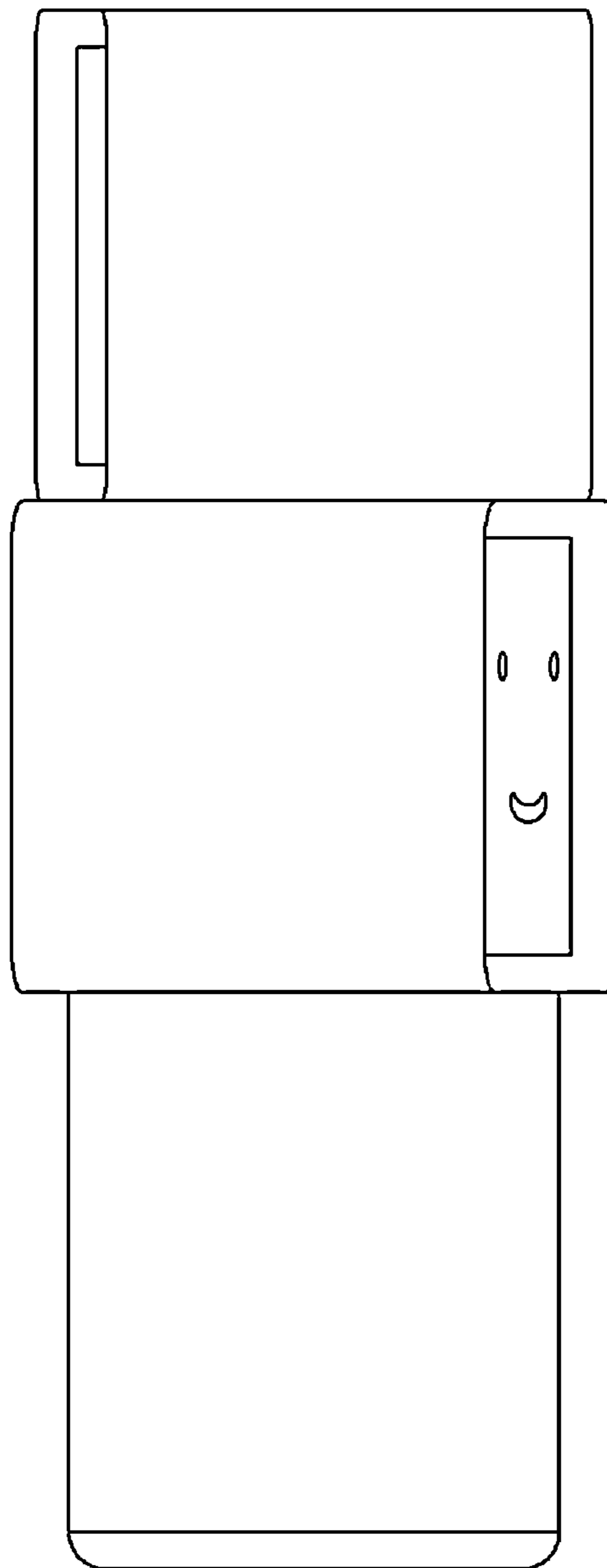


FIG. 5

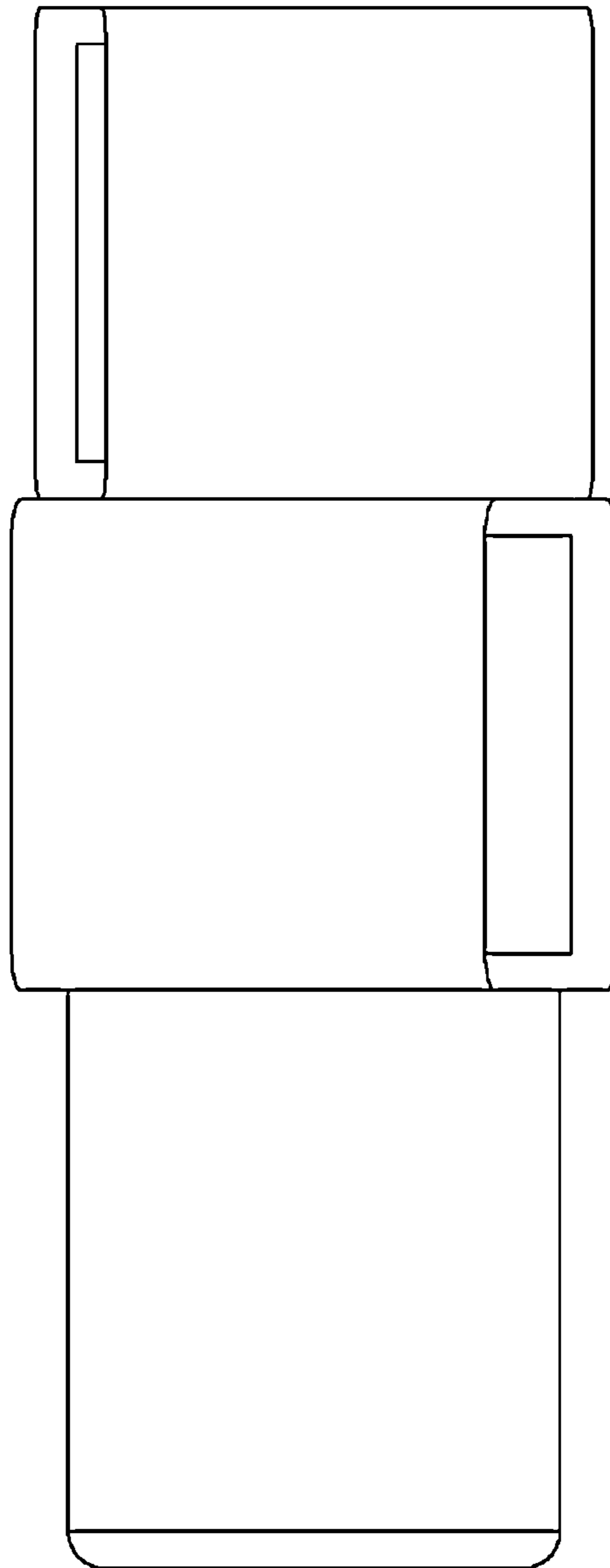


FIG. 6




FIG. 7

