



US00D726450S

(12) **United States Design Patent**
Wootten, Jr.

(10) **Patent No.:** **US D726,450 S**
(45) **Date of Patent:** **** Apr. 14, 2015**

(54) **PILLOW**

(71) Applicant: **HomTex, Inc.**, Vinemont, AL (US)

(72) Inventor: **Gerald E Wootten, Jr.**, Cullman, AL (US)

(73) Assignee: **HomTex, Inc.**, Vinemont, AL (US)

(**) Term: **14 Years**

(21) Appl. No.: **29/469,801**

(22) Filed: **Oct. 15, 2013**

Related U.S. Application Data

(62) Division of application No. 29/412,138, filed on Jan. 31, 2012, now Pat. No. Des. 693,141.

(51) **LOC (10) Cl.** **06-09**

(52) **U.S. Cl.**
USPC **D6/601**

(58) **Field of Classification Search**
USPC D6/595, 596, 597, 601, 604; 5/420,
5/630, 633, 636, 637, 645, 652-656,
5/655.9, 639, 644
See application file for complete search history.

(56) **References Cited**

U.S. PATENT DOCUMENTS

4,777,855 A	10/1988	Cohen
D311,295 S	10/1990	Roberts
D337,017 S	7/1993	Levien
D482,558 S	11/2003	Kancilja et al.
D496,205 S	9/2004	Baddour

7,127,759 B2	10/2006	Koops
7,367,072 B1	5/2008	Lubin
D577,943 S	10/2008	Larsen
D615,794 S	5/2010	Jorgensen et al.
8,015,640 B2	9/2011	Sun
D693,141 S *	11/2013	Wootten, Jr. D6/601
2004/0139549 A1	7/2004	Mohrekesh et al.
2009/0126117 A1	5/2009	Lazarus
2011/0078860 A1	4/2011	Sun

* cited by examiner

Primary Examiner — Janice Seeger

(74) *Attorney, Agent, or Firm* — Medley, Behrens & Lewis, LLC; Lorri W. Cooper

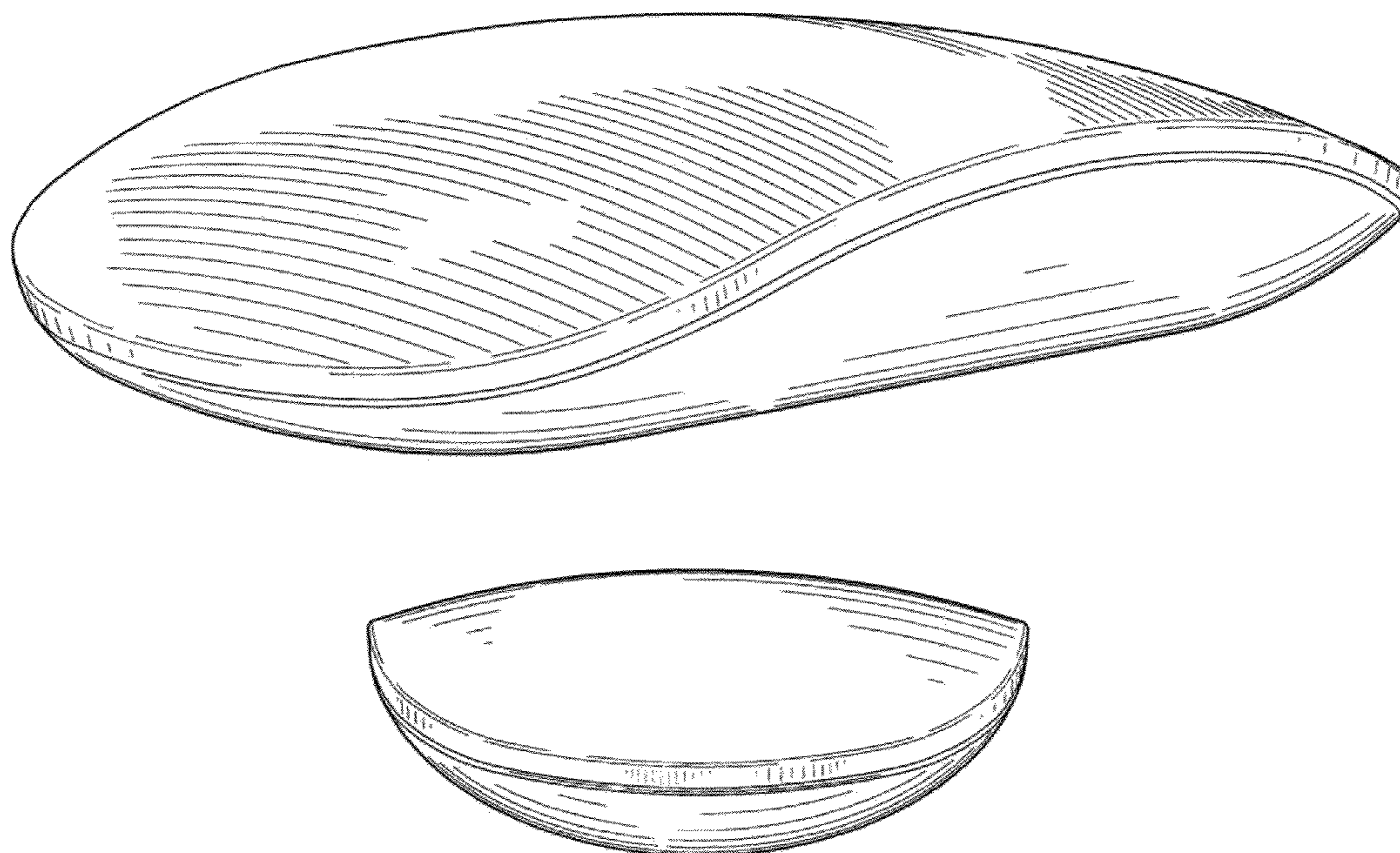
(57) **CLAIM**

The ornamental design for a pillow, as shown and described.

DESCRIPTION

FIG. 1 is a perspective view of a pillow, showing my new design;
 FIG. 2 is an end elevational view, the opposite end being identical thereto;
 FIG. 3 is a side elevational view, the opposite side being identical thereto;
 FIG. 4 is a top plan view thereof;
 FIG. 5 is a bottom plan view thereof;
 FIG. 6 is a perspective view of a pillow, showing a second embodiment of my new design;
 FIG. 7 is an end elevational view, the opposite end being identical thereto;
 FIG. 8 is a side elevational view, the opposite side being identical thereto;
 FIG. 9 is a top plan view thereof; and,
 FIG. 10 is a bottom plan view thereof.

1 Claim, 6 Drawing Sheets



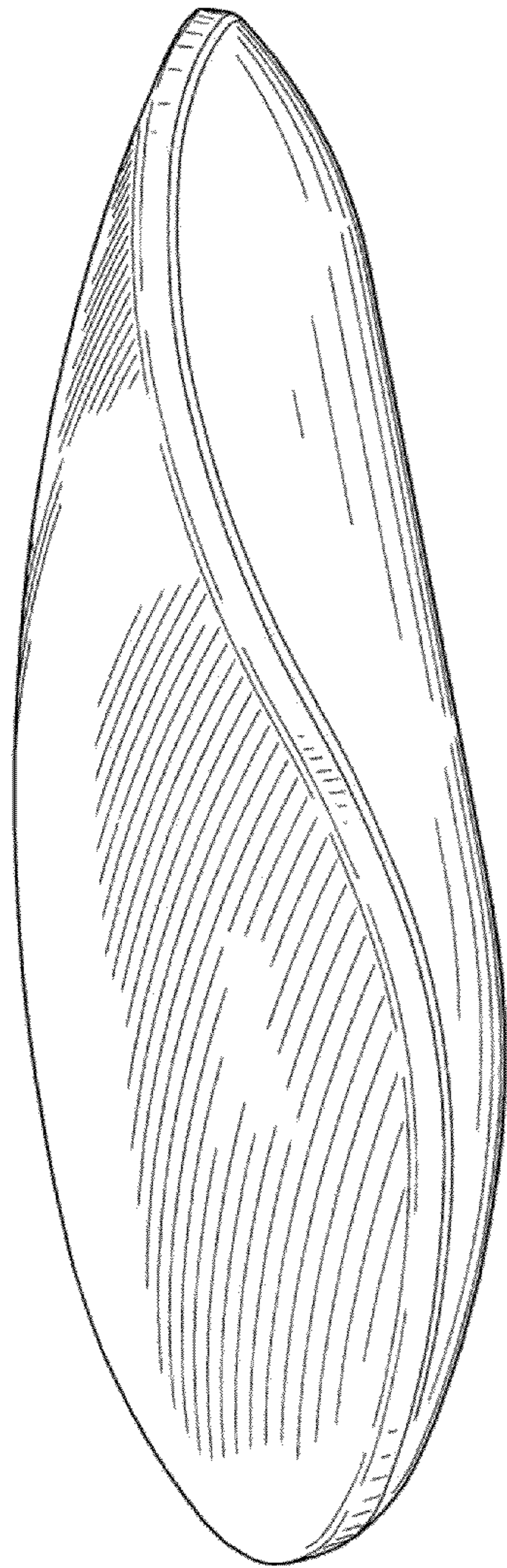


FIG. 1

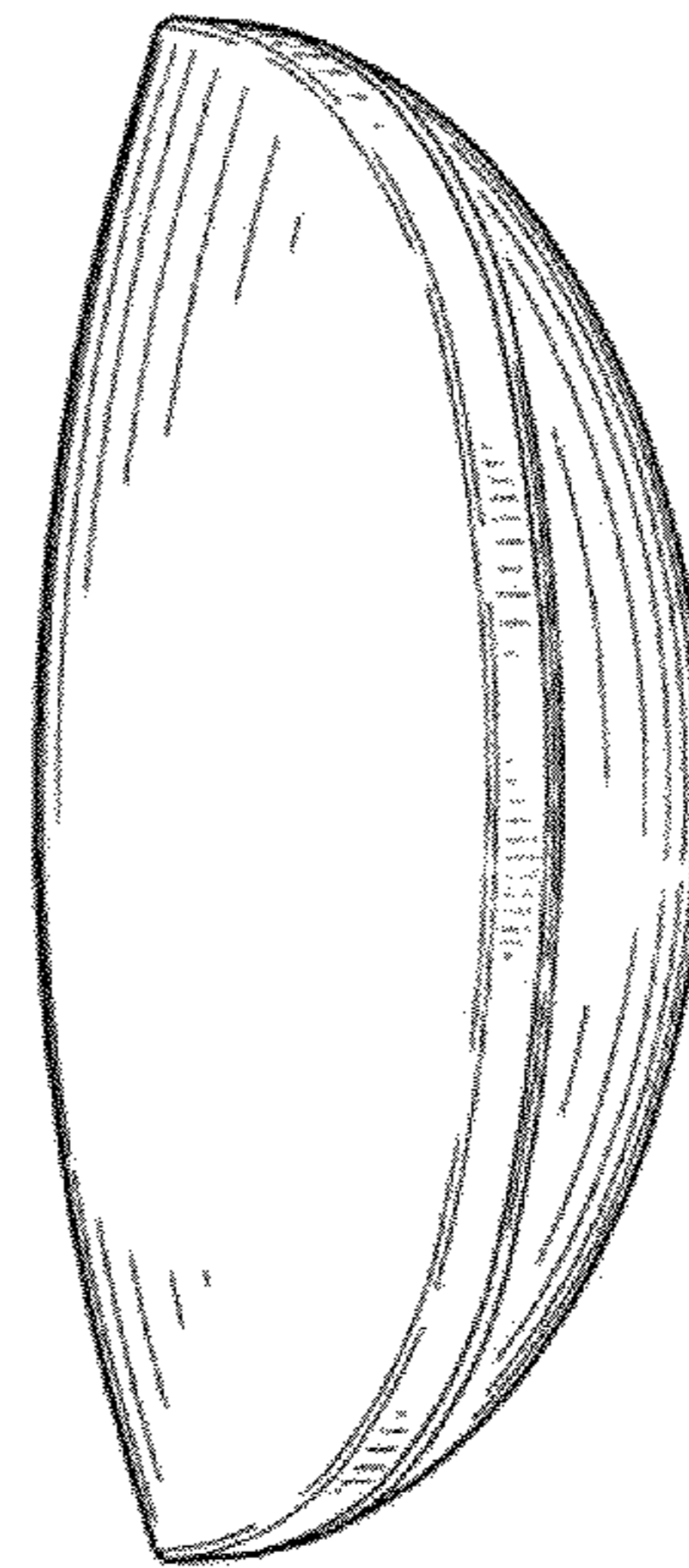


FIG. 2




FIG. 3




FIG. 4




FIG. 5

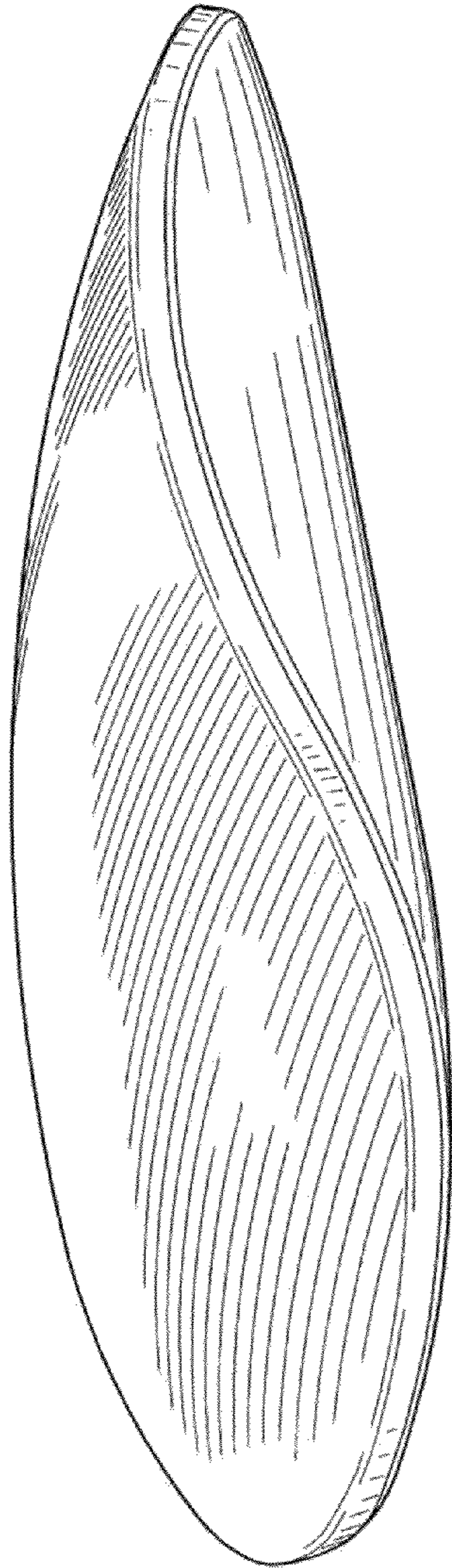


FIG. 6

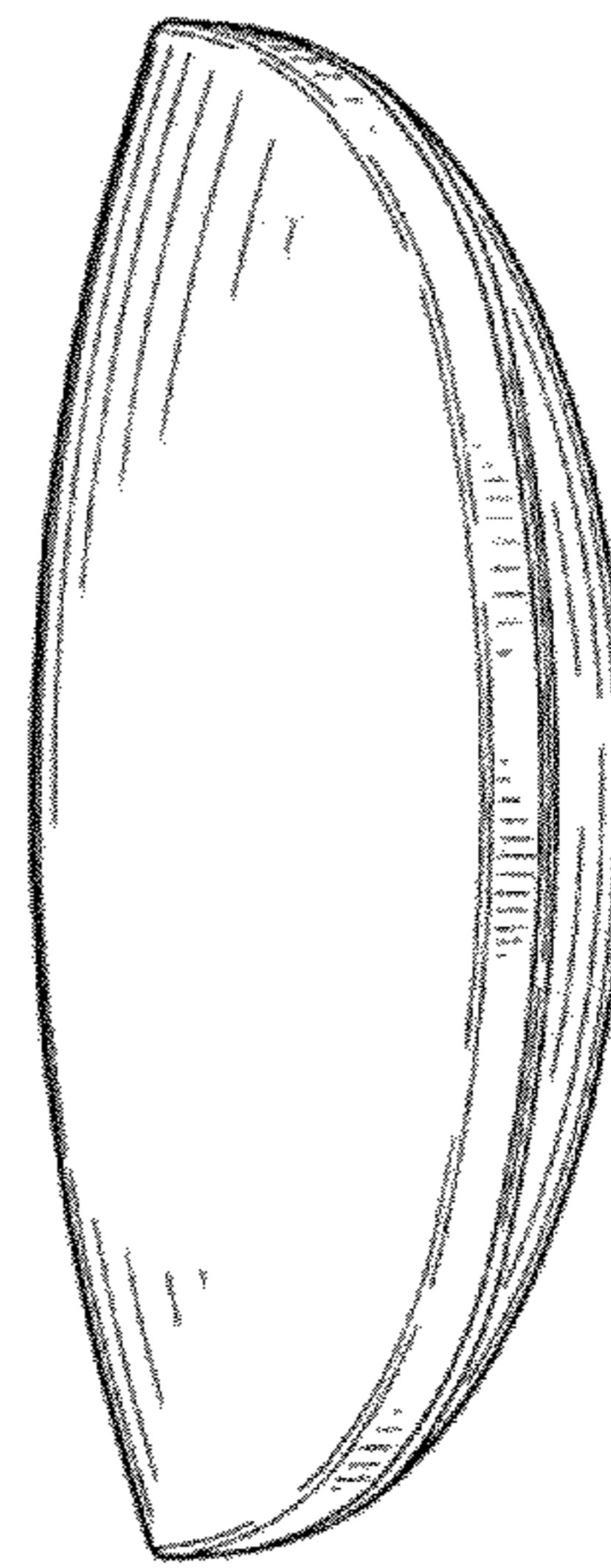


FIG. 7



FIG. 8




FIG. 9




FIG. 10