

US00D726424S

(12) **United States Design Patent**  
**Nguyen et al.**

(10) **Patent No.:** **US D726,424 S**  
(45) **Date of Patent:** **\*\* Apr. 14, 2015**

- (54) **SCREEN**
- (71) Applicant: **Steelcase Inc.**, Grand Rapids, MI (US)
- (72) Inventors: **Huu-Toan Antoine Nguyen**, Milan (IT);  
**Robert Arko**, San Francisco, CA (US);  
**Jesse Menayan**, Sausalito, CA (US)
- (73) Assignee: **Steelcase Inc.**, Grand Rapids, MI (US)
- (\*\*) Term: **14 Years**
- (21) Appl. No.: **29/456,113**
- (22) Filed: **May 29, 2013**
- (51) **LOC (10) Cl.** ..... **06-08**
- (52) **U.S. Cl.**  
USPC ..... **D6/332**
- (58) **Field of Classification Search**  
USPC ..... 160/350, 351, 135; D6/332  
See application file for complete search history.

D283,562 S	4/1986	Raftery	
D284,142 S	6/1986	Raftery	
D290,559 S	6/1987	Raftery	
D291,949 S	9/1987	Hendrick	
5,007,473 A *	4/1991	Evensen .....	160/135
D335,035 S	4/1993	Floyd	
D360,310 S	7/1995	Stamberg et al.	
5,673,827 A *	10/1997	Lamberti .....	223/120
D399,063 S *	10/1998	Verbeek et al. ....	D6/332
6,213,191 B1 *	4/2001	Nitzsche .....	160/351
D448,580 S	10/2001	Carlson	
D448,946 S	10/2001	Goetz	
D455,574 S	4/2002	Rosson et al.	
D457,737 S	5/2002	Citterio	
6,447,067 B1	9/2002	Williams et al.	
D466,312 S	12/2002	Hutton	
D473,062 S	4/2003	Natuzzi et al.	
D473,723 S	4/2003	Pesso	
D476,819 S	7/2003	Williams et al.	
D480,883 S	10/2003	Williams et al.	
D482,535 S	11/2003	Williams et al.	
D482,536 S	11/2003	Williams et al.	

(Continued)

Primary Examiner — Doris Clark

(56) **References Cited**  
U.S. PATENT DOCUMENTS

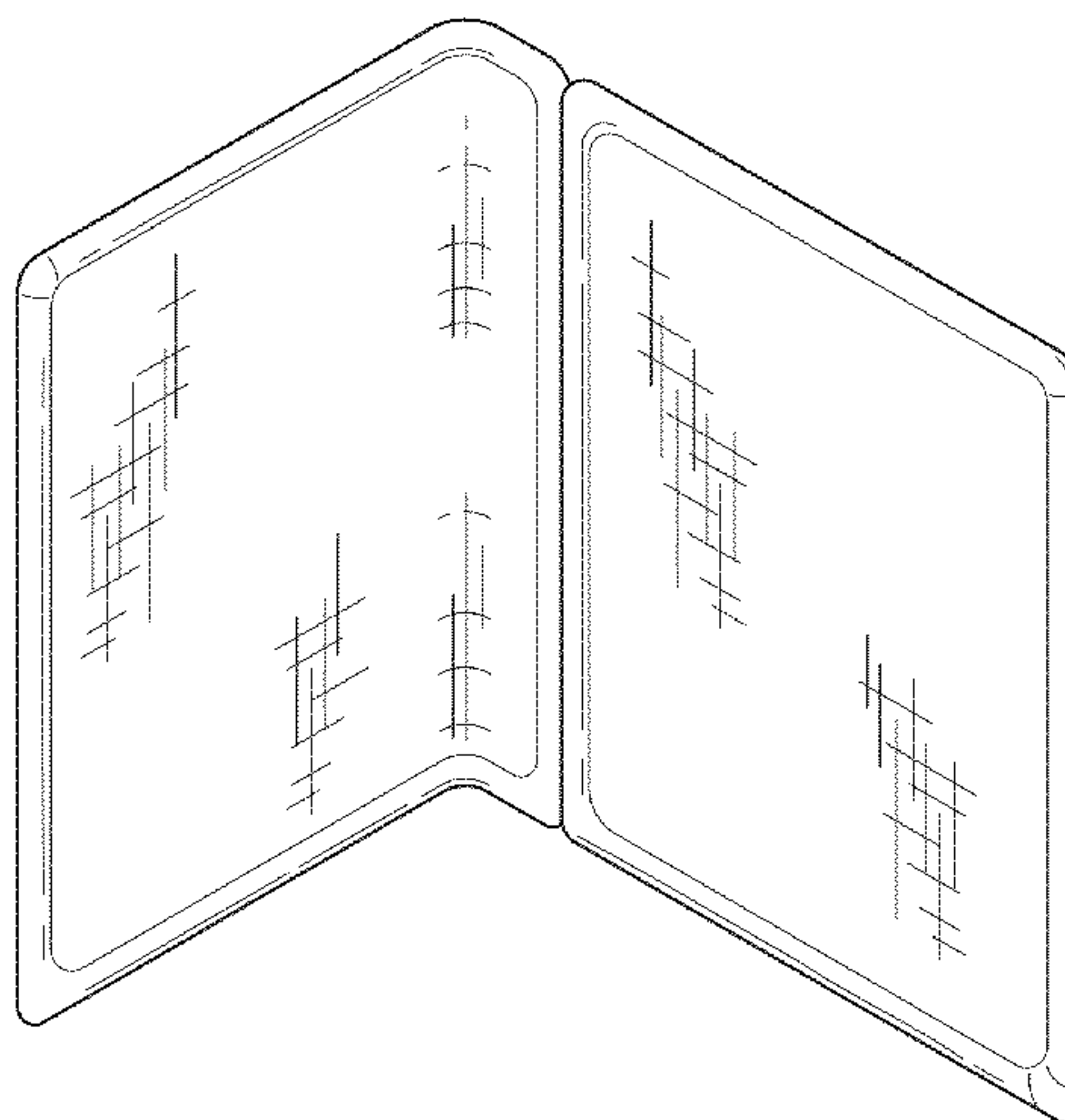
D169,911 S	6/1952	Netzer	
D170,190 S	4/1953	Glass	
D181,845 S	3/1957	Frey	
D186,308 S	10/1959	Knoll	
2,985,892 A	5/1961	Garrigus et al.	
D190,805 S	7/1961	Deskey	
D220,997 S	6/1971	Milburn	
3,592,289 A *	7/1971	Aysta et al. ....	160/135
3,811,728 A	5/1974	Redemske	
D241,485 S	9/1976	Blodee	
D247,595 S	3/1978	Corson et al.	
4,188,066 A	2/1980	Terenzoni	
D272,968 S	3/1984	Fairaizen	
D273,254 S	4/1984	Fairaizen	
D279,237 S	6/1985	Balonick	

(57) **CLAIM**  
We claim the ornamental design for the screen, as shown and described.

**DESCRIPTION**

FIG. 1 is a front perspective view of a screen;  
FIG. 2 is a rear perspective view of the screen of FIG. 1;  
FIG. 3 is a front view of the screen of FIG. 1;  
FIG. 4 is a rear view of the screen of FIG. 1;  
FIG. 5 is a right side view of the screen of FIG. 1;  
FIG. 6 is a left side view of the screen of FIG. 1;  
FIG. 7 is a top view of the screen of FIG. 1; and,  
FIG. 8 is a bottom view of the screen of FIG. 1.

**1 Claim, 4 Drawing Sheets**



(56)

**References Cited**

U.S. PATENT DOCUMENTS

D486,652 S	2/2004	Nemeth	D560,919 S	2/2008	Simons, Jr.
D487,998 S	4/2004	Natuzzi	D565,857 S	4/2008	Nemschoff
D498,064 S	11/2004	Gomez	D566,416 S	4/2008	Mourgue
D513,564 S	1/2006	Nobles et al.	D566,980 S	4/2008	Mourgue
D520,263 S	5/2006	Nobles et al.	D567,526 S	4/2008	Williams et al.
D525,460 S	7/2006	Nobles et al.	D569,112 S	5/2008	Swanson
D525,802 S	8/2006	Spear	D577,211 S	9/2008	Natuzzi
D530,105 S	10/2006	Pesso	D586,131 S	2/2009	Cramer et al.
D533,365 S	12/2006	Martin	D586,156 S	2/2009	Schweikarth et al.
D538,549 S	3/2007	Spear	D587,918 S	3/2009	Bergman et al.
D539,561 S	4/2007	Martin	D600,466 S	9/2009	Cramer et al.
D544,237 S	6/2007	Nemschoff	7,648,197 B1	1/2010	Delmestri
D545,070 S	6/2007	Hutton	D624,328 S	9/2010	Grandin et al.
D553,867 S	10/2007	Williams et al.	D628,403 S	12/2010	Starck
D558,993 S	1/2008	Saint-Jalmes et al.	D639,083 S	6/2011	Martin
D559,003 S	1/2008	Lissoni	D644,048 S	8/2011	Blomstrom
			D651,416 S	1/2012	Martin et al.
			2005/0140184 A1	6/2005	Williams et al.

\* cited by examiner

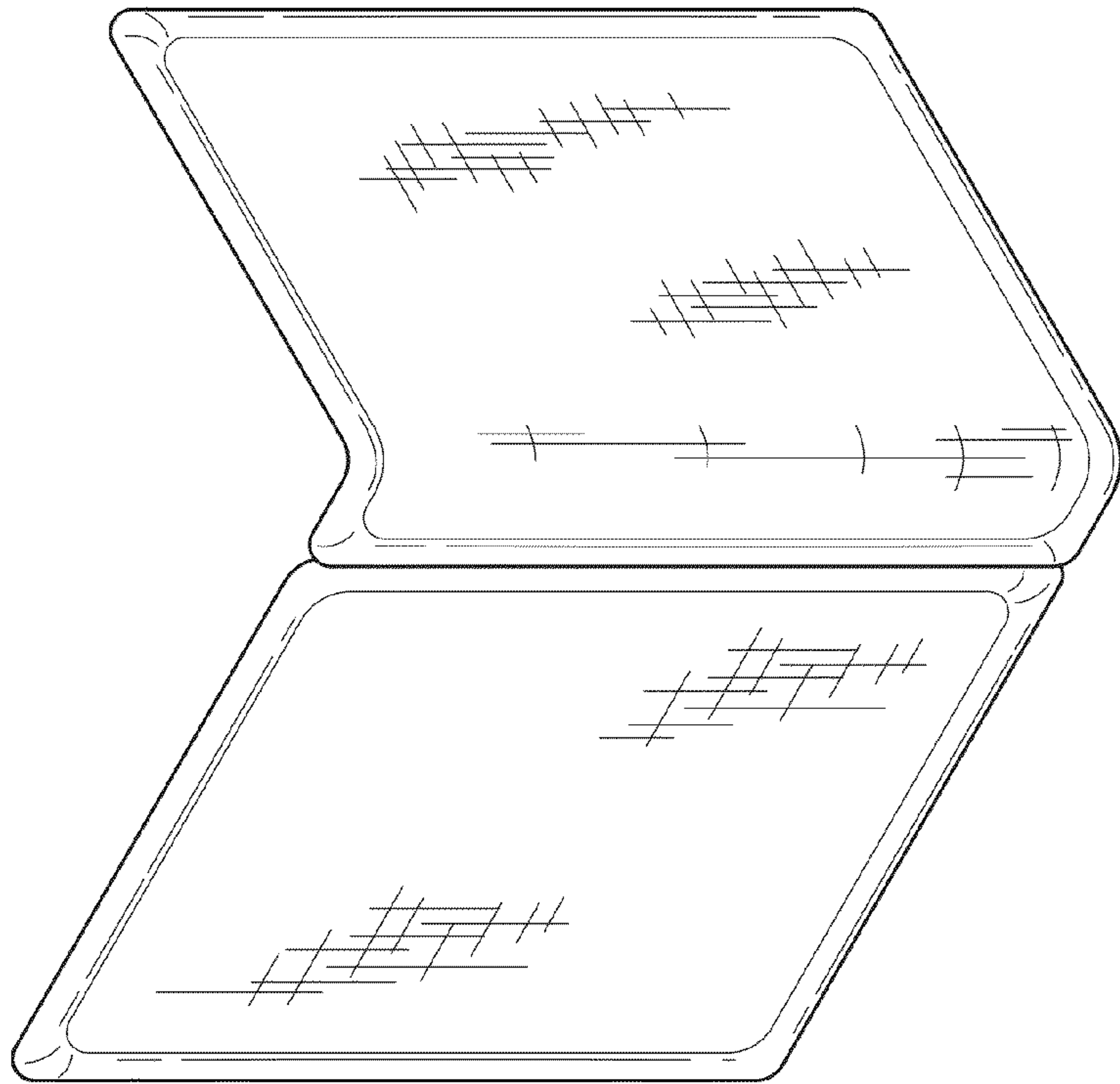


FIG. 2

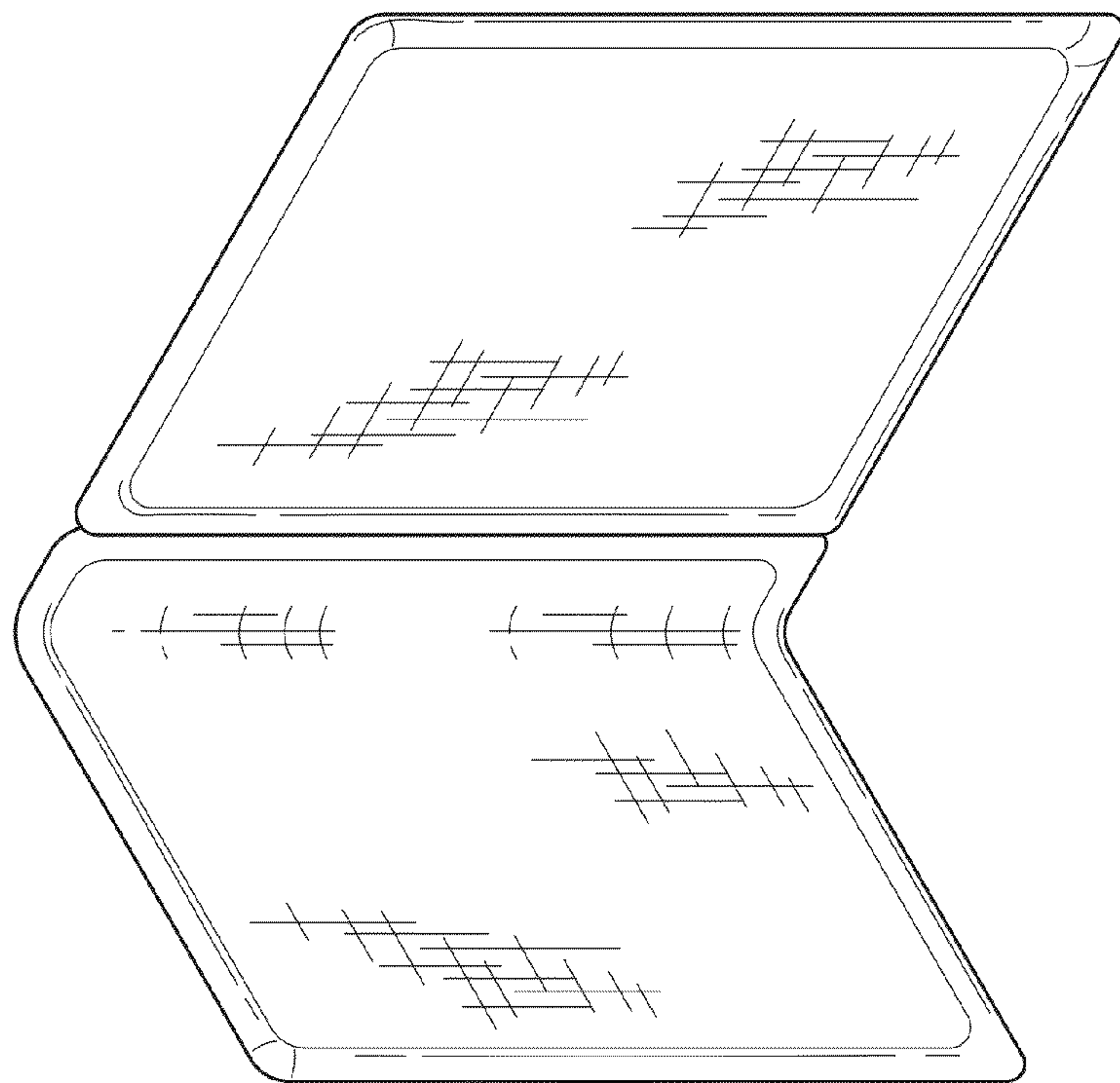


FIG. 1

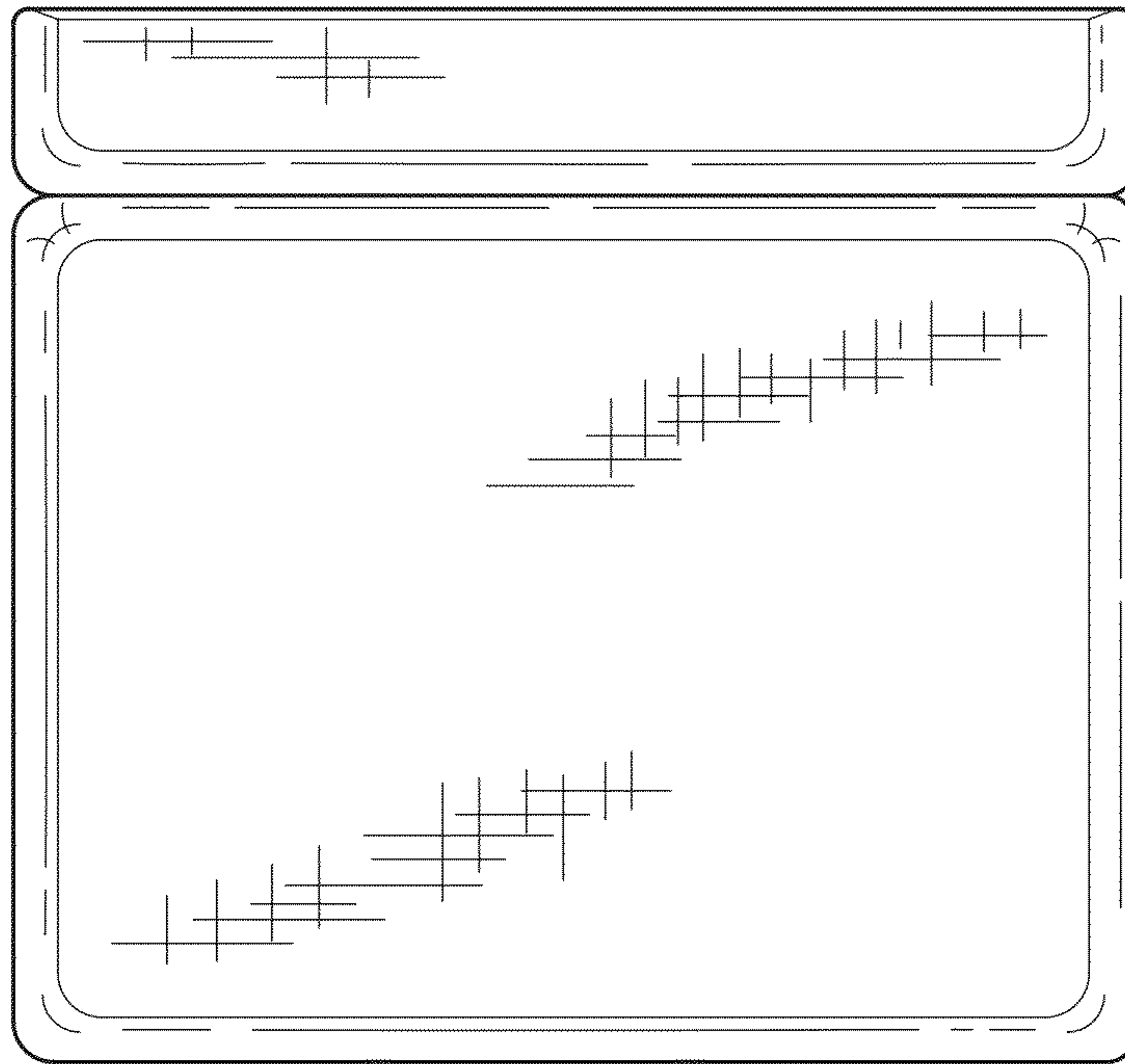


FIG. 4

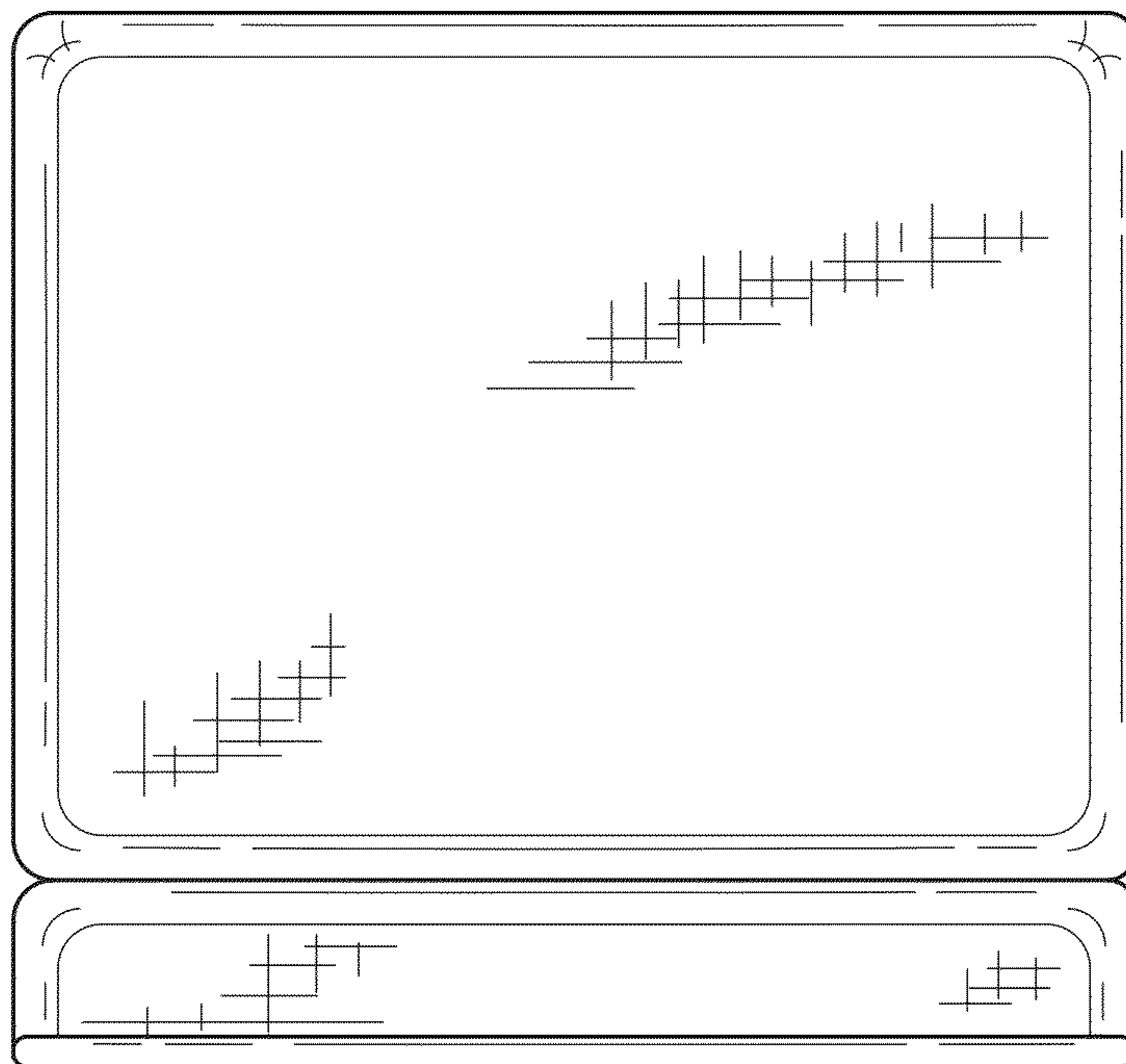


FIG. 3

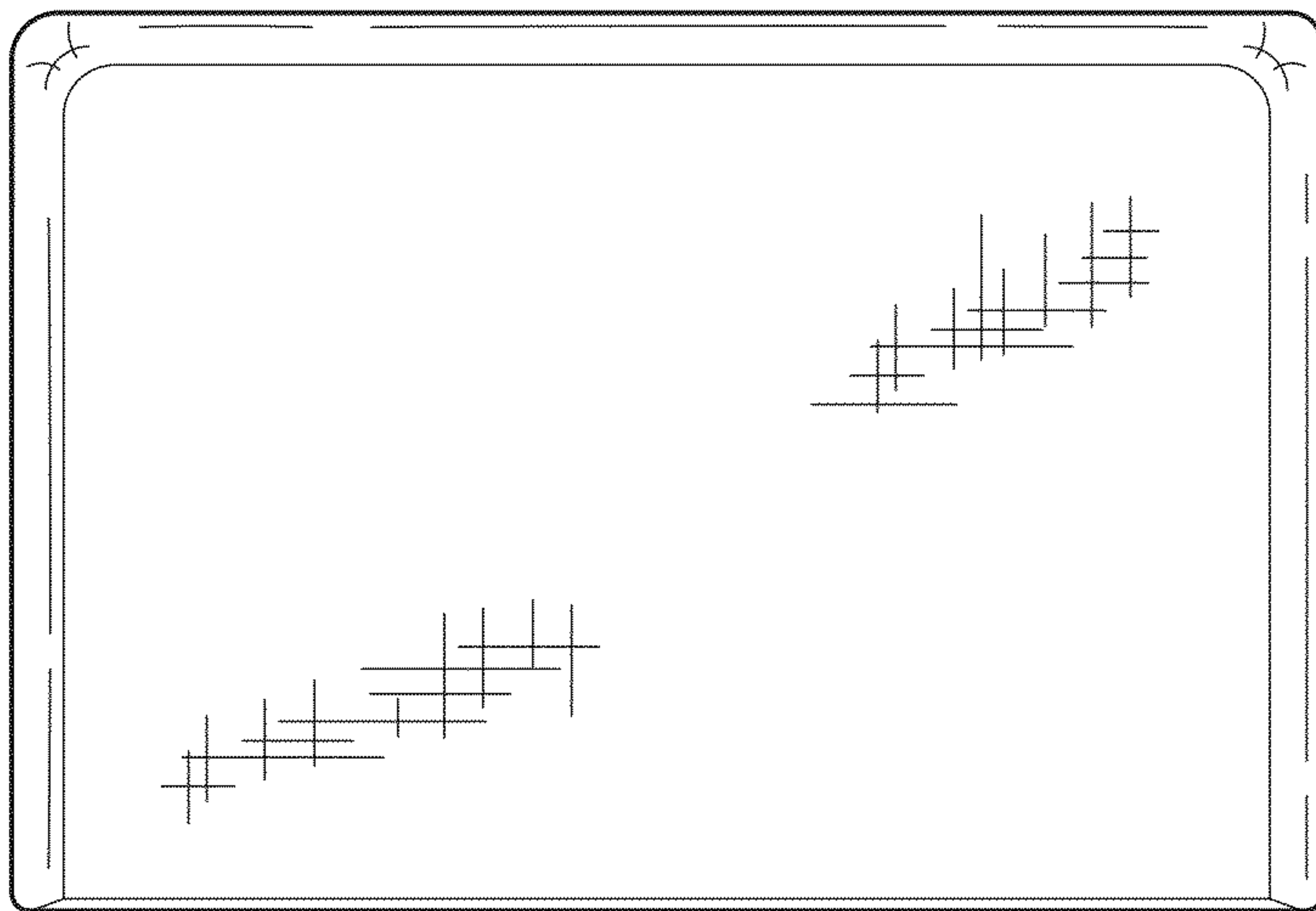


FIG. 6

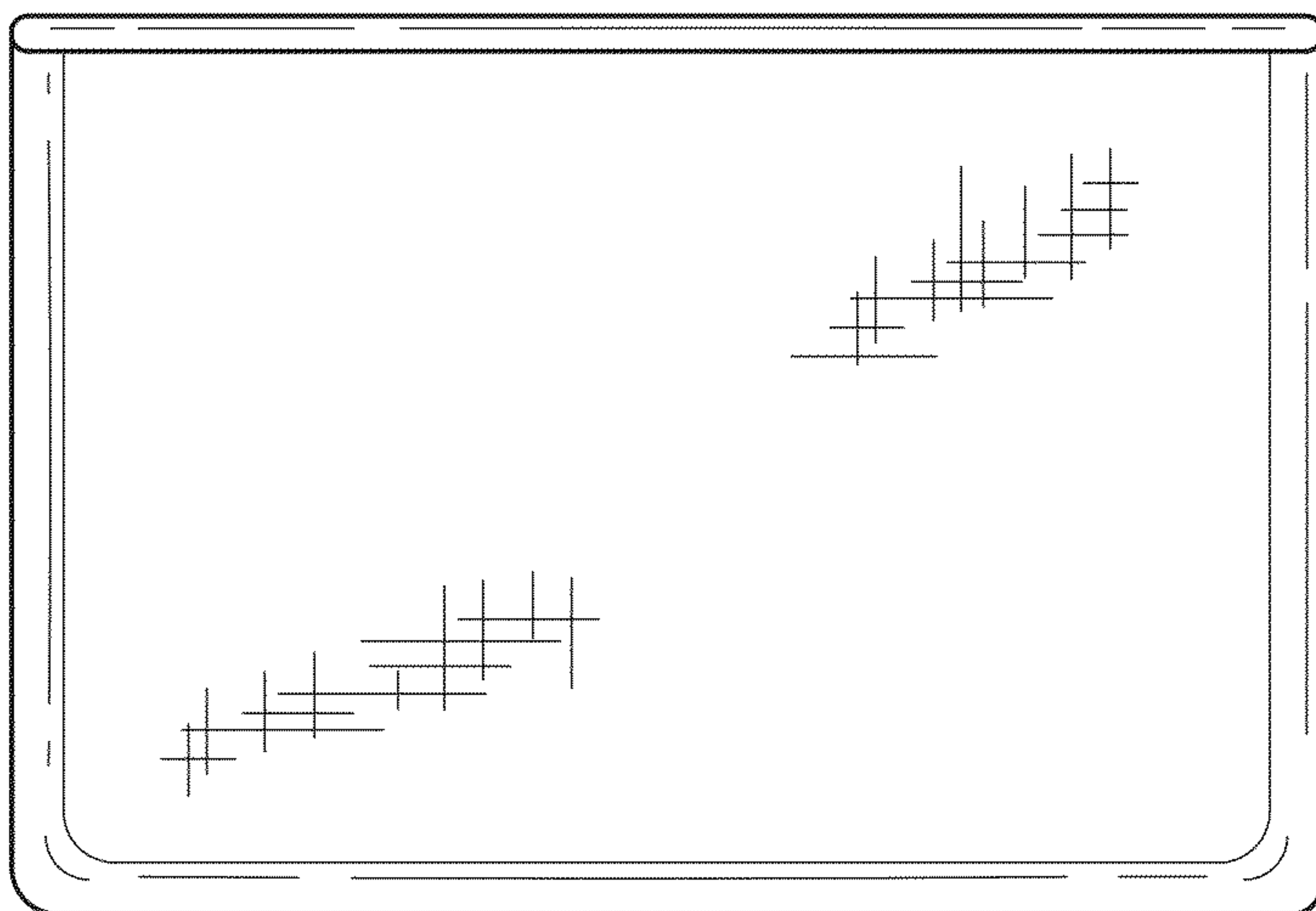


FIG. 5






FIG. 7




FIG. 8