



US00D726423S

(12) **United States Design Patent**
Higbie

(10) **Patent No.:** **US D726,423 S**
(45) **Date of Patent:** **** Apr. 14, 2015**

(54) **TRAVEL SANDAL HANGER**

(71) Applicant: **Carol Higbie**, Jefferson, GA (US)

(72) Inventor: **Carol Higbie**, Jefferson, GA (US)

(**) Term: **14 Years**

(21) Appl. No.: **29/469,686**

(22) Filed: **Oct. 12, 2013**

(51) **LOC (10) Cl.** **06-08**

(52) **U.S. Cl.**
USPC **D6/315**

(58) **Field of Classification Search**
USPC D6/315-328; 223/85-98; 211/10, 13.1,
211/34, 38, 85.2, 87.01, 113; 206/6.1, 278,
206/288, 289, 292, 293; D3/293, 315, 317,
D3/318, 319

See application file for complete search history.

(56) **References Cited**

U.S. PATENT DOCUMENTS

1,112,611 A * 10/1914 Hauser 206/278
3,525,376 A * 8/1970 Muhlhauser 206/6.1
D320,502 S * 10/1991 Haines D3/293
5,469,967 A * 11/1995 Boorady 206/527

6,457,635 B1 * 10/2002 Scicluna 229/87.17
D642,386 S * 8/2011 Sultan D6/315
2006/0006079 A1 * 1/2006 Brooks 206/278

* cited by examiner

Primary Examiner — Derrick Holland

Assistant Examiner — Lauren Calve

(74) *Attorney, Agent, or Firm* — Michael J. Bootcheck, LLC

(57) **CLAIM**



The ornamental design for a travel sandal hanger, as shown and described.

DESCRIPTION

FIG. 1 is a frontal perspective view of a travel sandal hanger in a closed folded condition;
FIG. 2 is an end view thereof;
FIG. 3 is an opposite end view thereof;
FIG. 4 is a side view thereof;
FIG. 5 is an opposite side view thereof;
FIG. 6 is a frontal view thereof;
FIG. 7 is a rear view thereof; and,
FIG. 8 is a frontal view thereof with the travel sandal hanger in an open condition.

The broken lines shown represent unclaimed subject matter and form no part of the claimed design.

1 Claim, 3 Drawing Sheets






FIG. 1

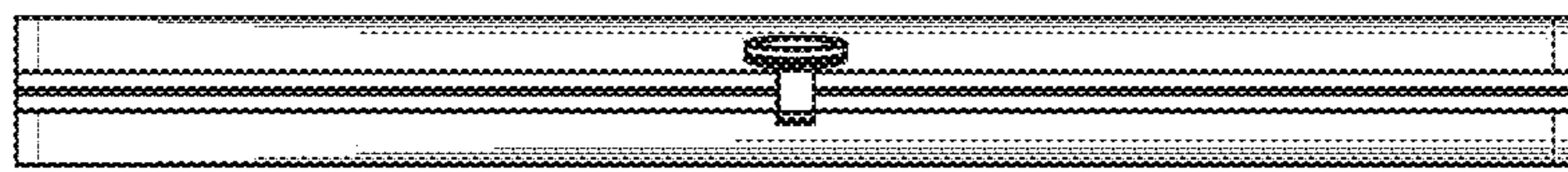


FIG. 2




FIG. 3




FIG. 4




FIG. 5




FIG. 6

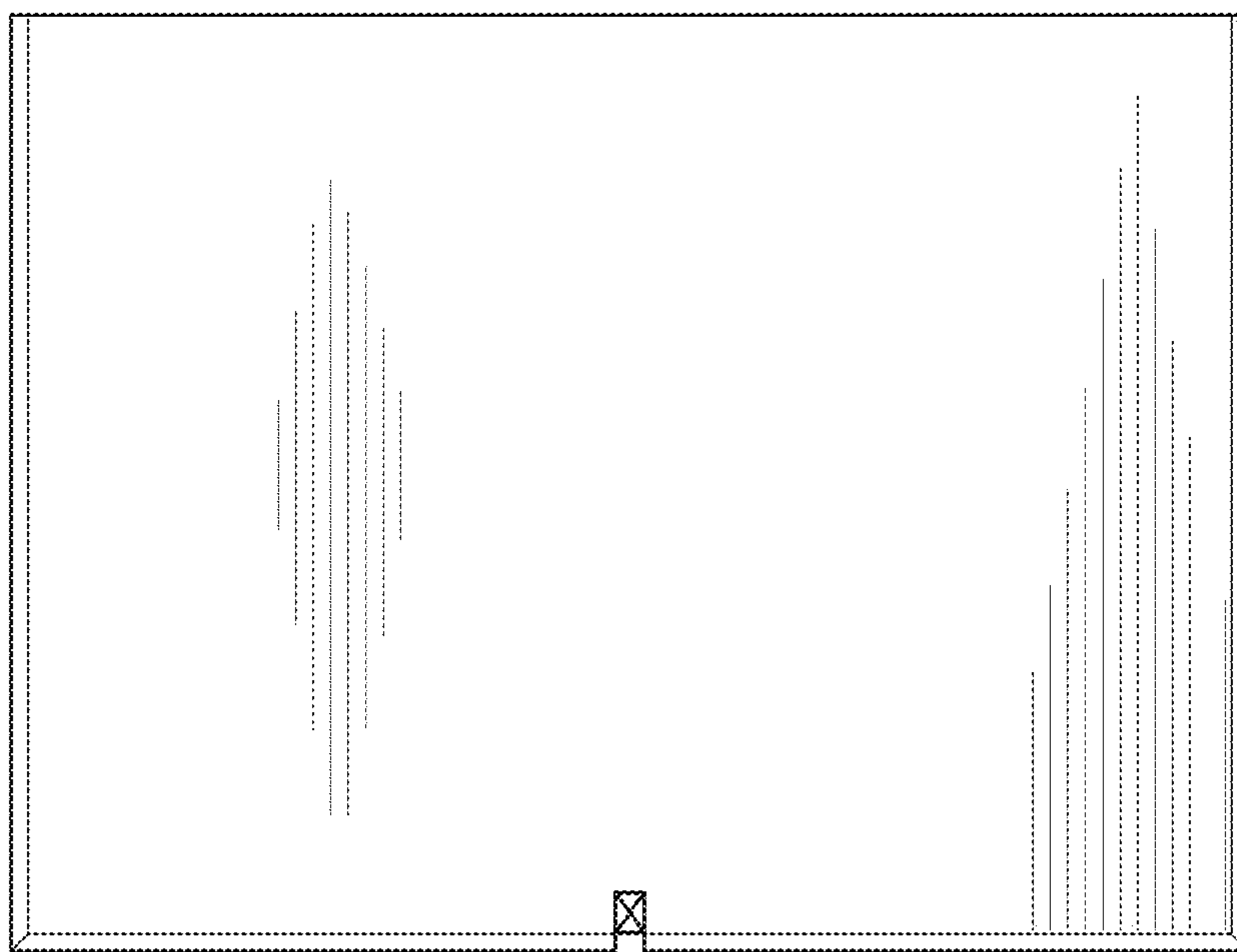


FIG. 7




FIG. 8