



US00D726399S

(12) **United States Design Patent**
Shen

(10) **Patent No.:** **US D726,399 S**

(45) **Date of Patent:** **** Apr. 14, 2015**

(54) **FOOTWEAR OUTSOLE**

(71) Applicant: **Deckers Outdoor Corporation**, Goleta,
CA (US)

(72) Inventor: **Wen Shen**, Guangzhou (CN)

(73) Assignee: **Deckers Outdoor Corporation**, Goleta,
CA (US)

(**) Term: **14 Years**

(21) Appl. No.: **29/464,084**

(22) Filed: **Aug. 13, 2013**

(51) **LOC (10) Cl.** **02-04**

(52) **U.S. Cl.**
USPC **D2/952**; D2/951; D2/948

(58) **Field of Classification Search**
USPC D2/902, 906, 908, 916, 918, 925,
D2/946-962, 977; 36/3 B, 22 R, 24.5, 25 R,
36/28, 32 R, 34 R, 59 C, 67 A, 103; D5/27
See application file for complete search history.

(56) **References Cited**

U.S. PATENT DOCUMENTS

D55,115 S	5/1920	Barney	
D73,905 S *	11/1927	Fauser	D5/27
4,674,205 A	6/1987	Anger	
D468,079 S *	1/2003	DeGrand et al.	D2/951
D472,696 S	4/2003	Magro	
D492,100 S *	6/2004	Hsu	D2/952
D495,857 S *	9/2004	Herbst	D2/957
D506,651 S	6/2005	Magro	
7,146,752 B2 *	12/2006	Pasternak et al.	36/59 R

D551,436 S *	9/2007	Zimmer et al.	D2/957
D552,334 S *	10/2007	Lee	D2/957
D559,550 S *	1/2008	Saitoh	D5/27
D579,642 S	11/2008	Frempong Boadu	
D645,374 S *	9/2011	Mouawad	D11/1
D648,516 S	11/2011	Yi	
D666,389 S *	9/2012	MacIntyre	D2/951
D680,317 S *	4/2013	Voskuil	D2/976
2011/0283567 A1	11/2011	Yin	

* cited by examiner

Primary Examiner — T. Chase Nelson

(74) *Attorney, Agent, or Firm* — Greer, Burns & Crain, Ltd.

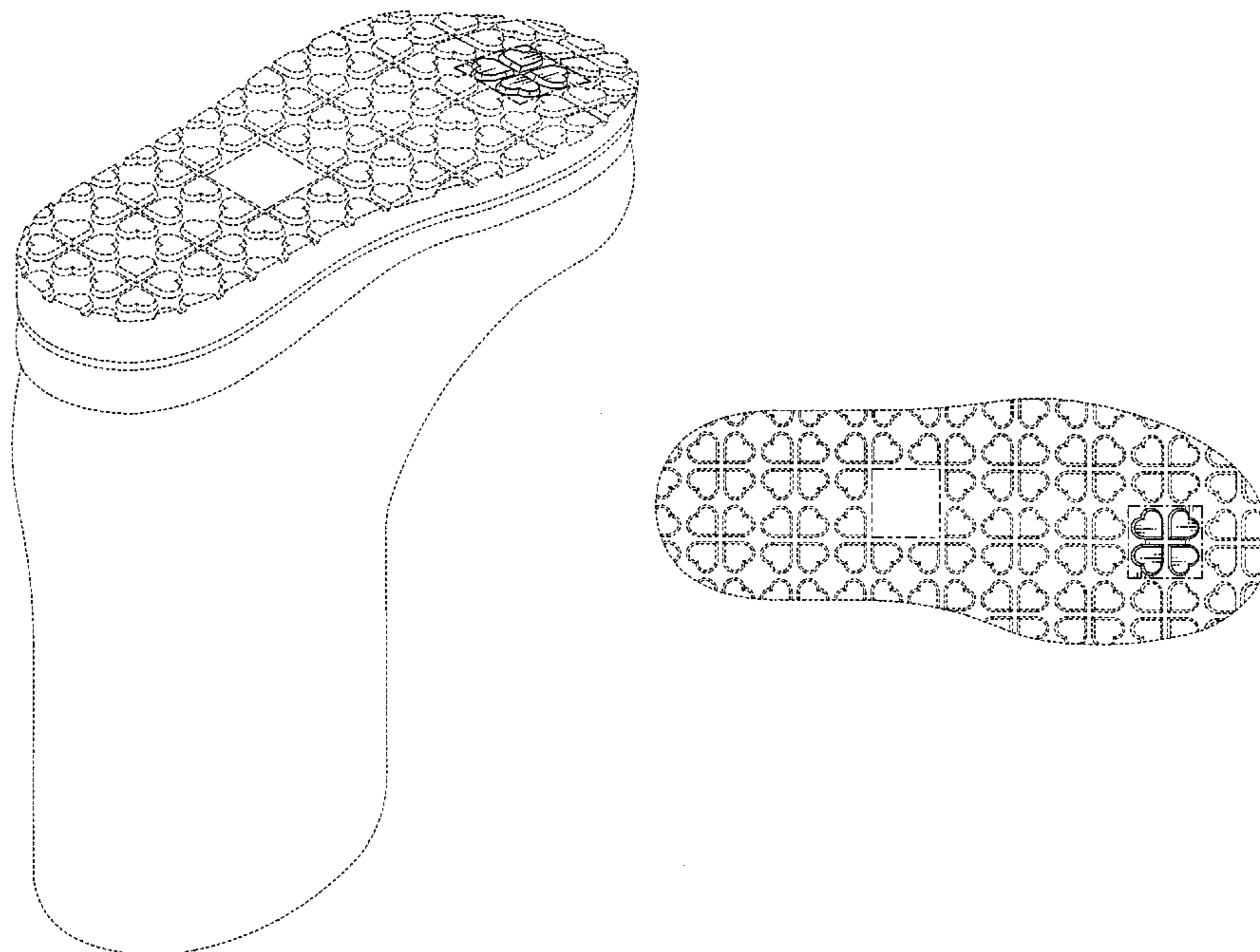
(57) **CLAIM**

The ornamental design for a footwear outsole, as shown and described.

DESCRIPTION

FIG. 1 is a perspective view of a footwear outsole showing my new design;
FIG. 2 is a bottom plan view thereof;
FIG. 3 is a top plan view thereof;
FIG. 4 is a first side elevational view thereof;
FIG. 5 is an opposite side elevational view thereof;
FIG. 6 is a front elevational view thereof; and,
FIG. 7 is a rear elevational view thereof.
The broken lines in FIGS. 1-7 showing the remainder of the footwear illustrate the environment in which the design resides. The broken lines form no part of the claim. The dot-dash lines around the solid-line area define the boundary of the claim. The dot-dash lines form no part of the claim.

1 Claim, 5 Drawing Sheets



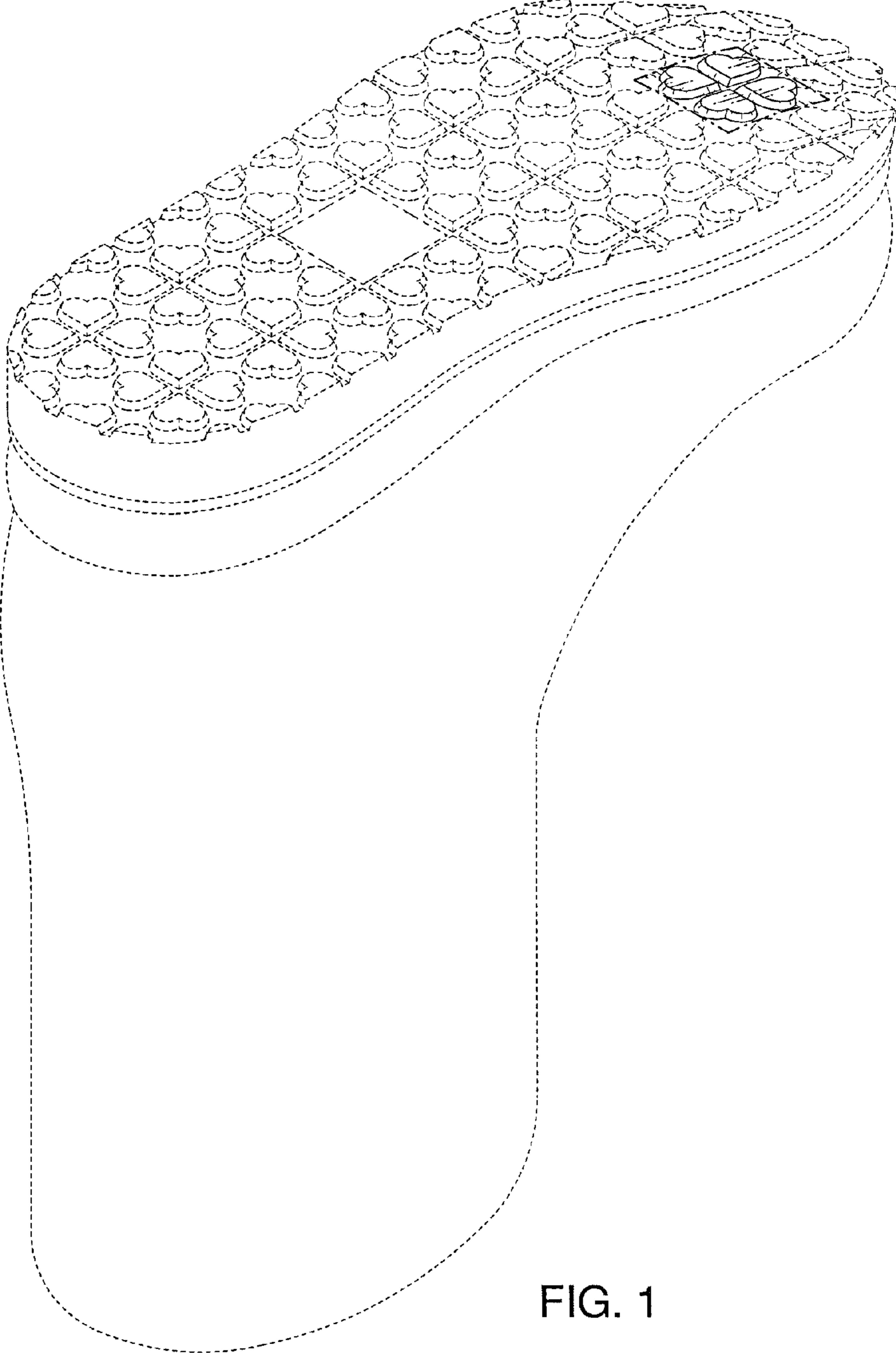


FIG. 1

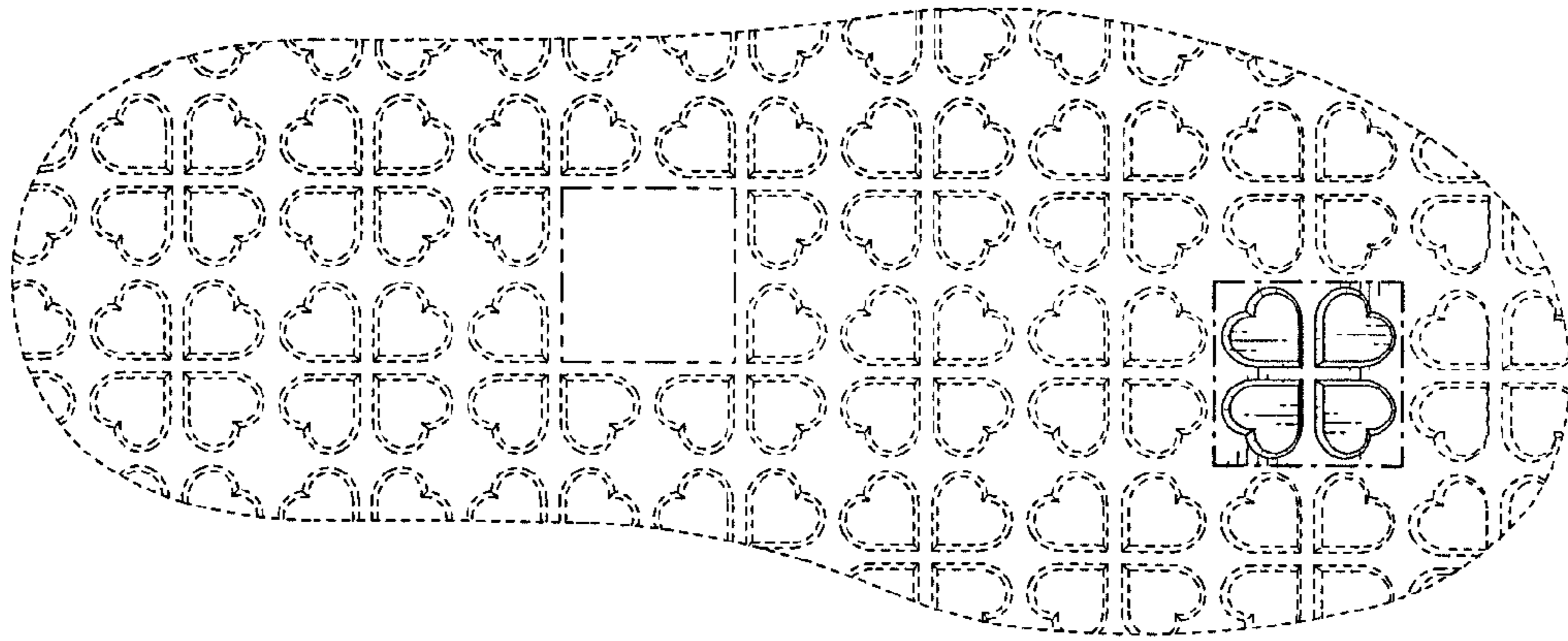


FIG. 2

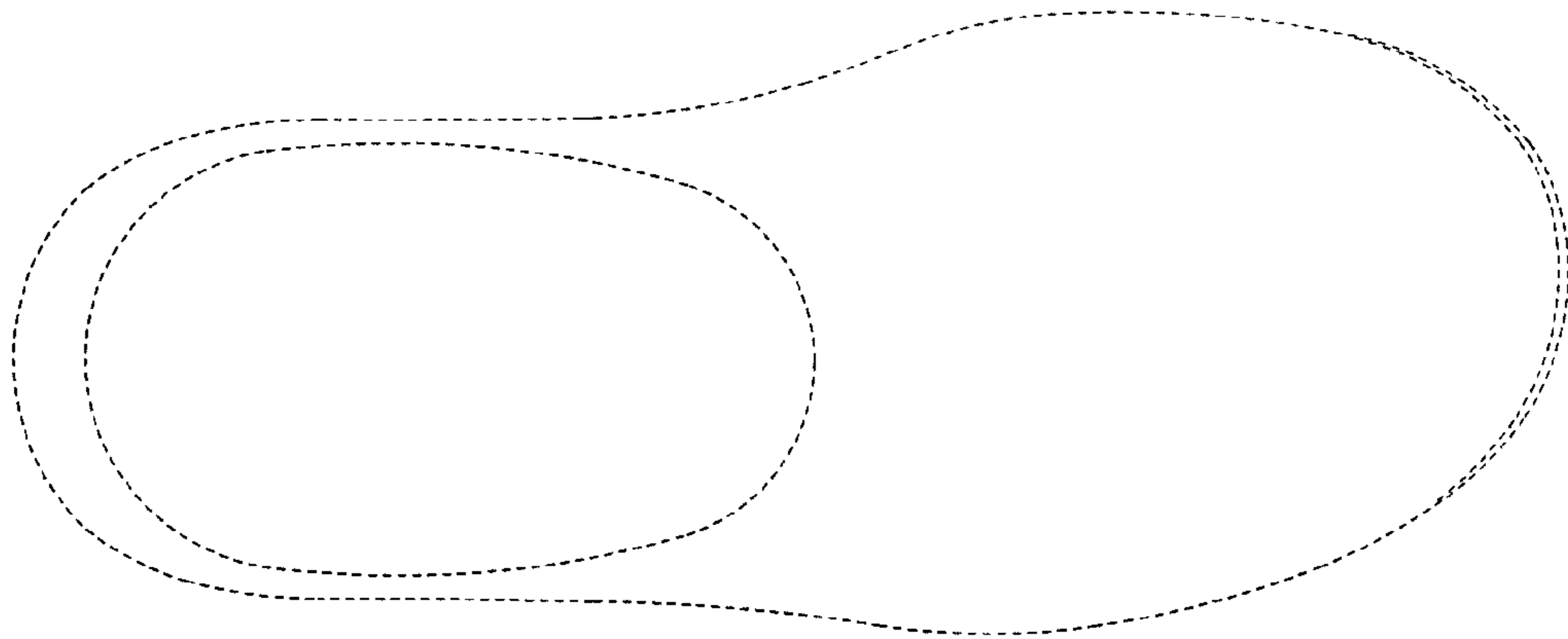


FIG. 3



FIG. 4



FIG. 5

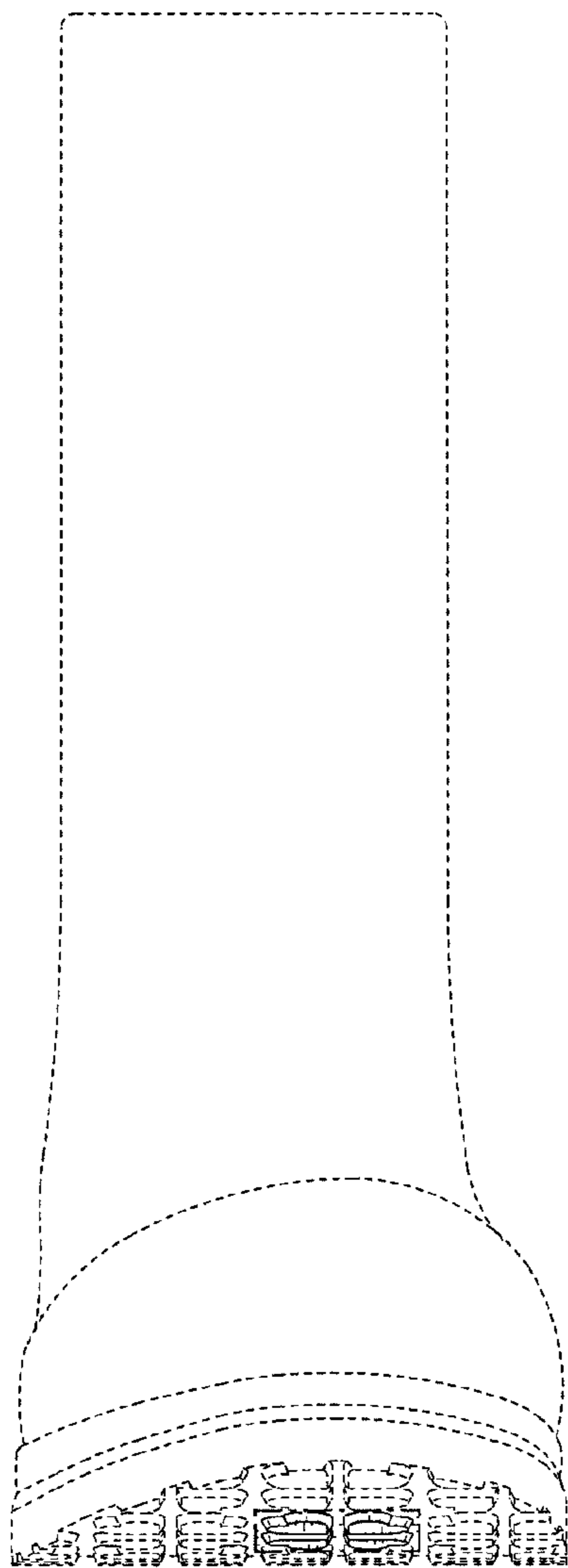


FIG. 6

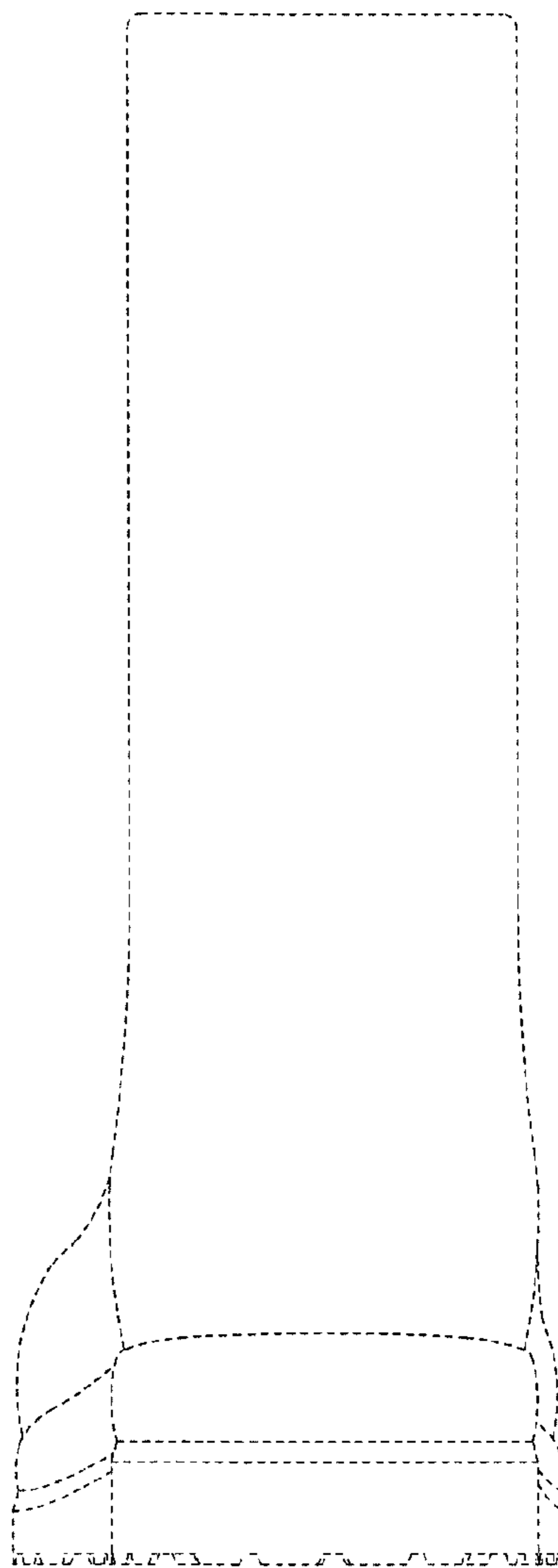


FIG. 7