



US00D726387S

(12) **United States Design Patent**  
**McBrearty et al.**

(10) **Patent No.:** **US D726,387 S**  
(45) **Date of Patent:** **\*\* Apr. 7, 2015**

(54) **RECREATIONAL AND SPORTS GEAR TRANSPORTER**

4,335,891 A \* 6/1982 Alley et al. .... 280/19  
D287,111 S \* 12/1986 Walker ..... D12/6  
D291,136 S \* 7/1987 Andersson ..... D34/28

(71) Applicants: **Charles McBrearty**, Satellite Beach, FL (US); **Jennifer Skeels**, El Cajon, CA (US)

(Continued)

(72) Inventors: **Charles McBrearty**, Satellite Beach, FL (US); **Jennifer Skeels**, El Cajon, CA (US)

FOREIGN PATENT DOCUMENTS

EP 0277595 B1 6/1992

(\*\*) Term: **14 Years**

(21) Appl. No.: **29/476,288**

OTHER PUBLICATIONS

“Dead Sled”, The Sportsman’s Guide, retrieved from www.sportsmansguide.com on Oct. 9, 2013, 3 pages.

(22) Filed: **Dec. 12, 2013**

*Primary Examiner* — Cynthia Ramirez

(51) **LOC (10) Cl.** ..... **12-05**

(74) *Attorney, Agent, or Firm* — ARC IP Law, PC; Joseph J. Mayo

(52) **U.S. Cl.**

(57) **CLAIM**

The ornamental design for a recreational and sports gear transporter, as shown and described.

USPC ..... **D34/28**

**DESCRIPTION**

(58) **Field of Classification Search**

CPC .... B62B 13/00; B62B 2202/42; B62B 15/00;  
A63C 5/03; A63G 23/00; A61G 1/007;  
A61G 1/01

USPC ..... D34/28; 280/14.1, 19, 26, 22, 28.16,  
280/12.3, 13, 8, 845, 28, 18, 24; D21/767;  
D12/1, 6, 7, 8, 9, 10, 11; D8/14

See application file for complete search history.

FIG. 1 is an upper perspective view of a recreational and sports gear transporter.

FIG. 2 is a bottom perspective view of the recreational and sports gear transporter.

FIG. 3 is a side perspective view of an embodiment of the invention in a rolled storage state.

FIG. 4 is a top view of the recreational and sports gear transporter.

FIG. 5 is a bottom view of the recreational and sports gear transporter.

FIG. 6 is a left side view of the recreational and sports gear transporter.

FIG. 7 is a right side view of the recreational and sports gear transporter.

FIG. 8 is a front view of the recreational and sports gear transporter; and,

FIG. 9 is a rear view of the recreational and sports gear transporter.

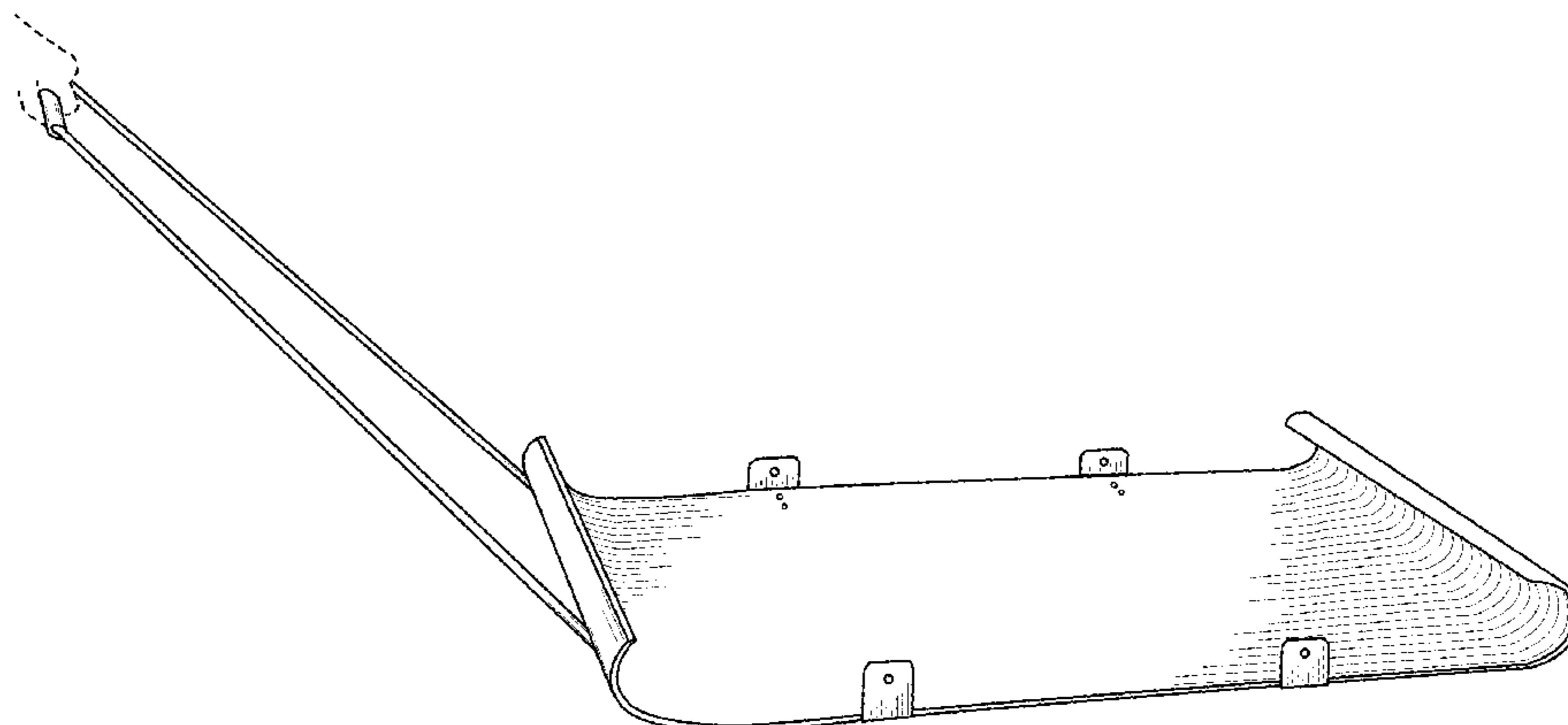
Any broken lines shown in the figures form no part of the claimed design.

(56) **References Cited**

U.S. PATENT DOCUMENTS

3,012,794 A \* 12/1961 Barbiaux ..... 280/19  
3,119,160 A \* 1/1964 Hoppeler ..... 24/16 R  
3,140,878 A 7/1964 Davis  
3,319,972 A \* 5/1967 Gallaher ..... 280/18  
3,484,801 A 12/1969 Carlin  
3,576,331 A \* 4/1971 Greene ..... 280/8  
3,625,533 A \* 12/1971 Boe ..... 280/18  
3,771,808 A \* 11/1973 Duerst ..... 280/19  
4,046,393 A 9/1977 Vandnais  
4,132,427 A \* 1/1979 McGee ..... 280/19  
D255,282 S \* 6/1980 Leavitt ..... D3/315  
4,283,068 A 8/1981 Keyser  
4,283,086 A 8/1981 Morin

**1 Claim, 6 Drawing Sheets**



(56)

**References Cited**

U.S. PATENT DOCUMENTS

D296,311 S *	6/1988	Dunmon, Jr.	.....	D12/11	5,979,351 A *	11/1999	Fleischman et al.	.....	114/253
D302,537 S *	8/1989	Casteel	.....	D12/11	D434,199 S *	11/2000	Alviso	.....	D34/28
D362,327 S *	9/1995	Nelson	.....	D34/28	6,289,833 B1 *	9/2001	Kirk	.....	114/39.21
D371,333 S *	7/1996	Fennell	.....	D12/128	6,746,028 B2 *	6/2004	Barbee	.....	280/20
D376,692 S *	12/1996	Hartman	.....	D3/315	D573,062 S *	7/2008	Litchfield	.....	D12/6
					7,547,024 B1	6/2009	Dell		
					2009/0051132 A1 *	2/2009	Masterson et al.	.....	280/19
					2009/0160144 A1 *	6/2009	Kleinsasser	.....	280/19

\* cited by examiner

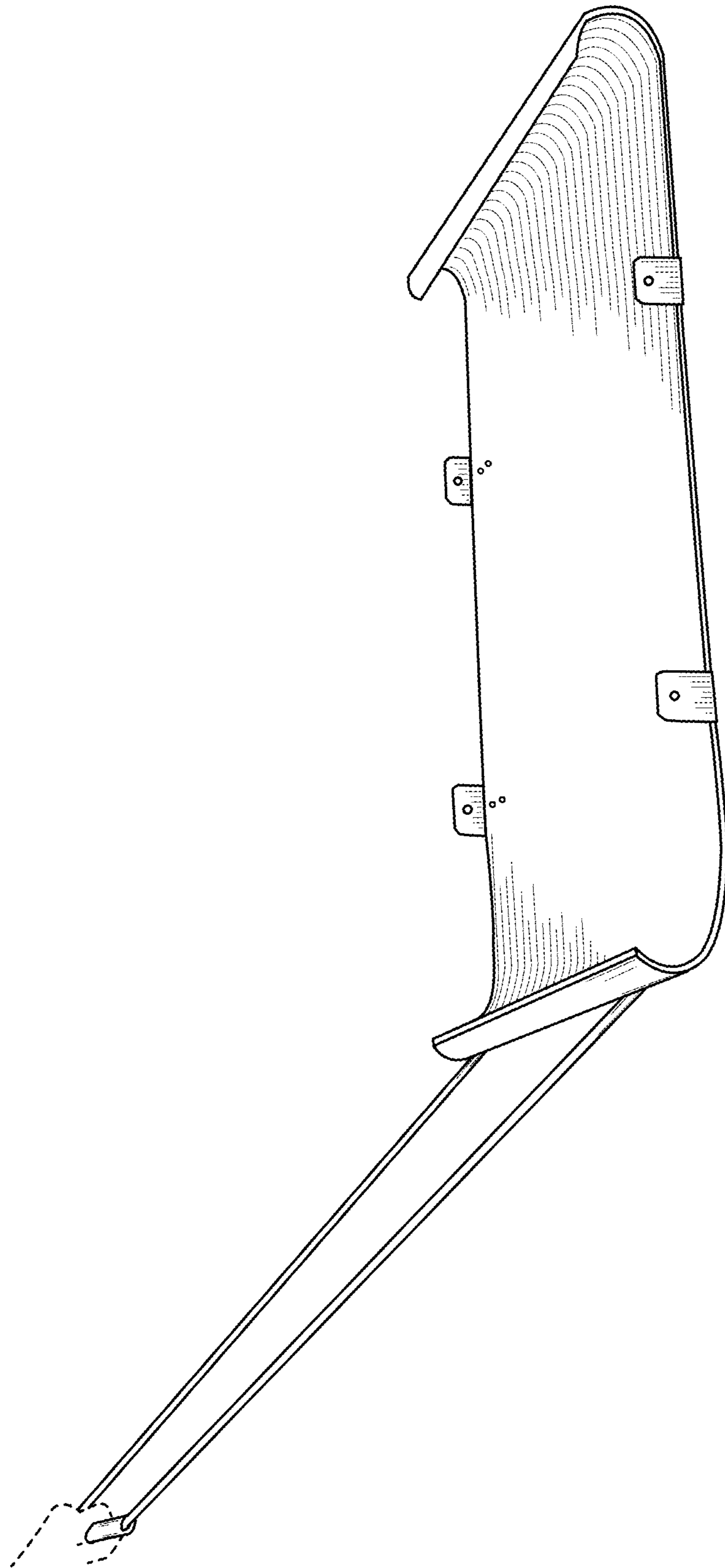


FIG. 1

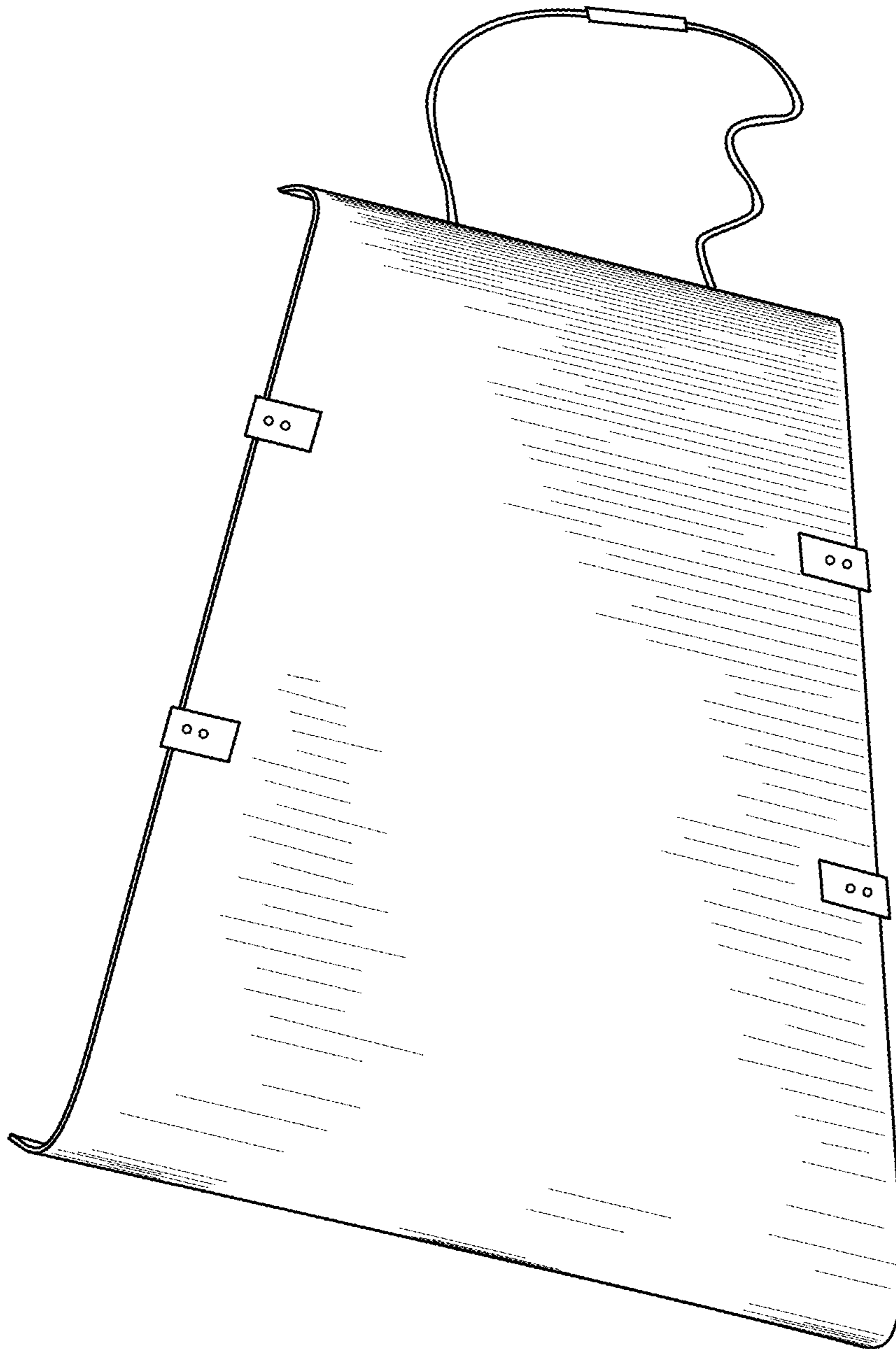


FIG. 2

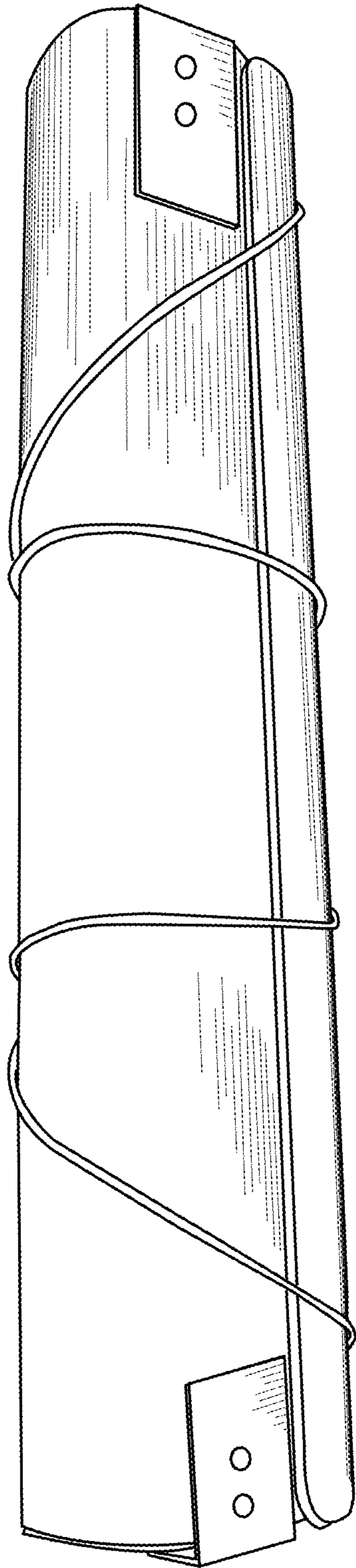


FIG. 3

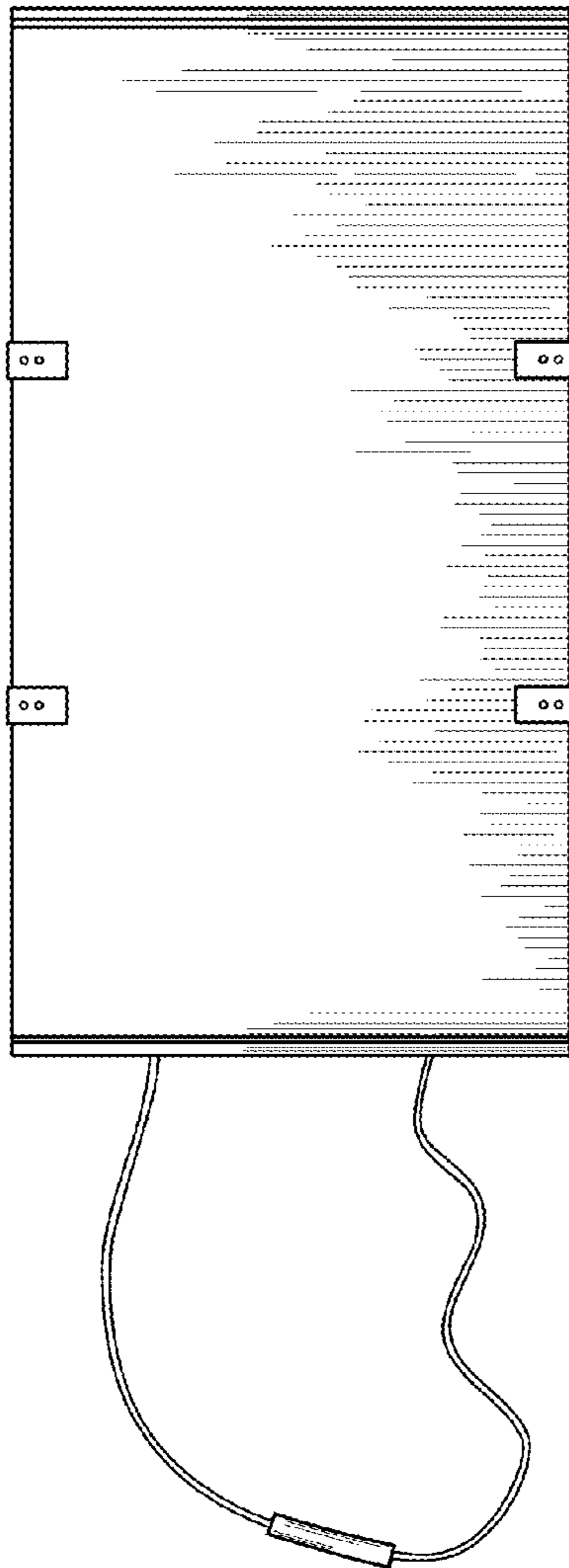


FIG. 4

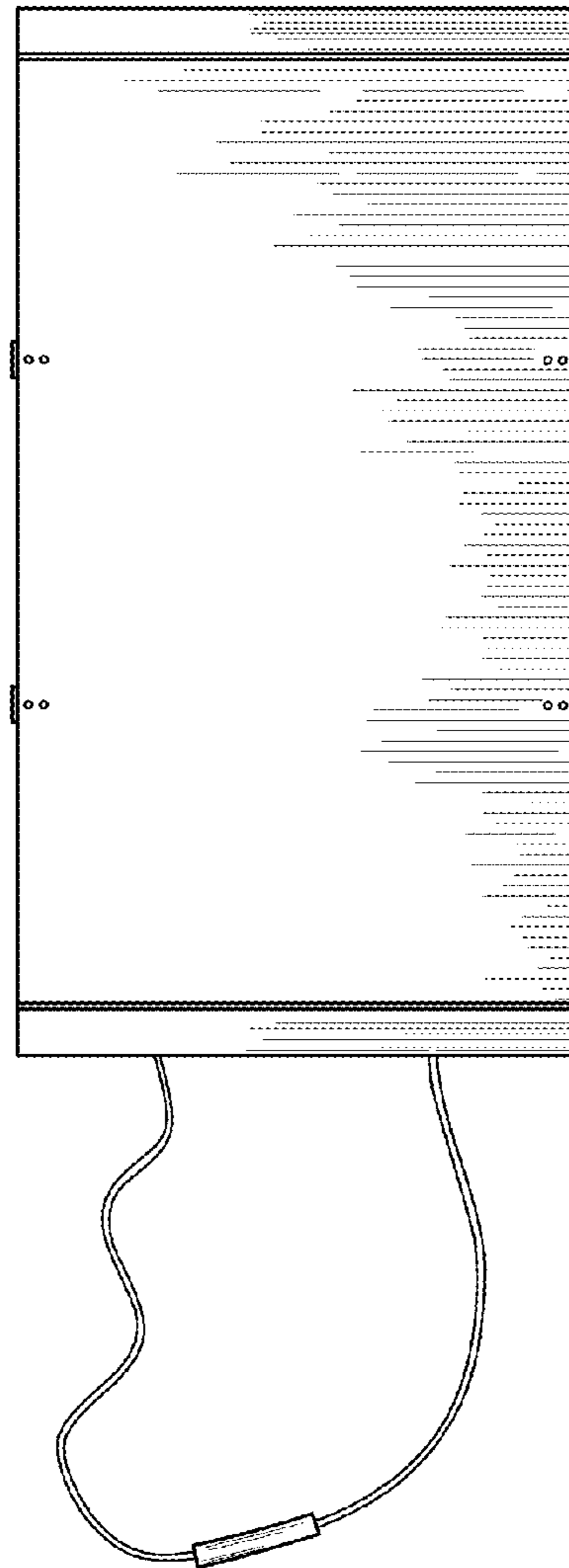


FIG. 5

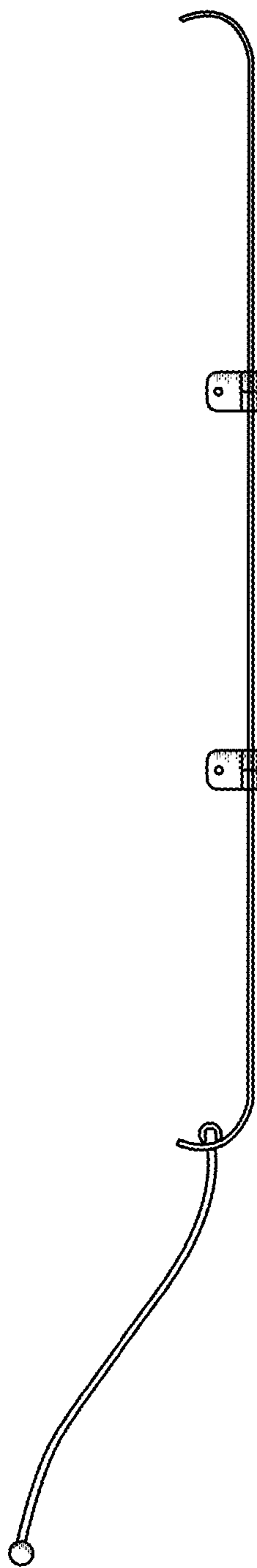


FIG. 6

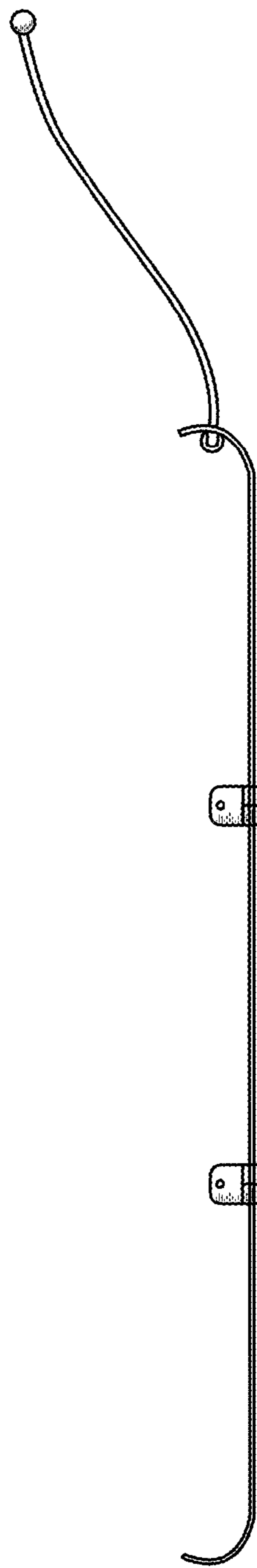


FIG. 7

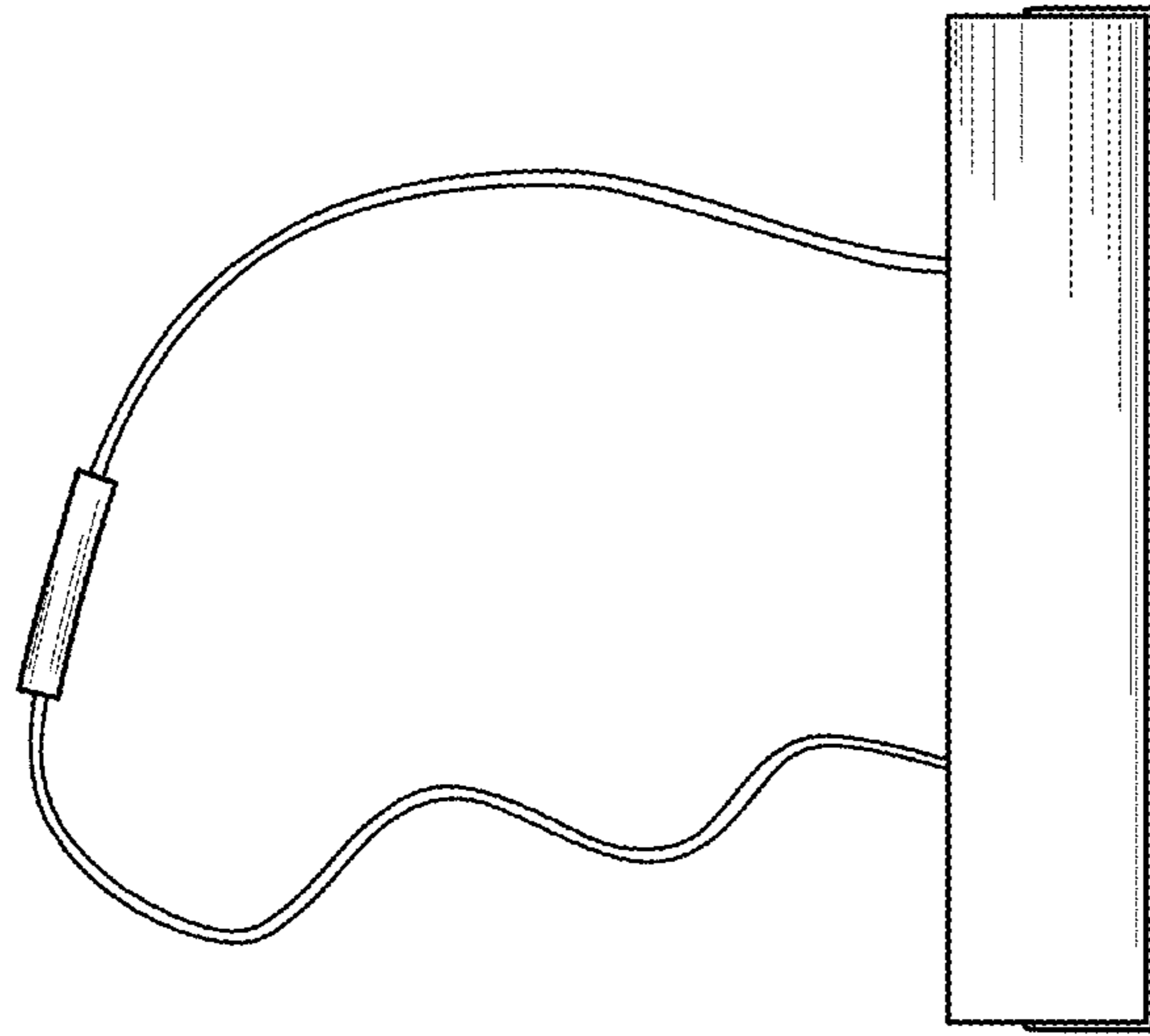


FIG. 9

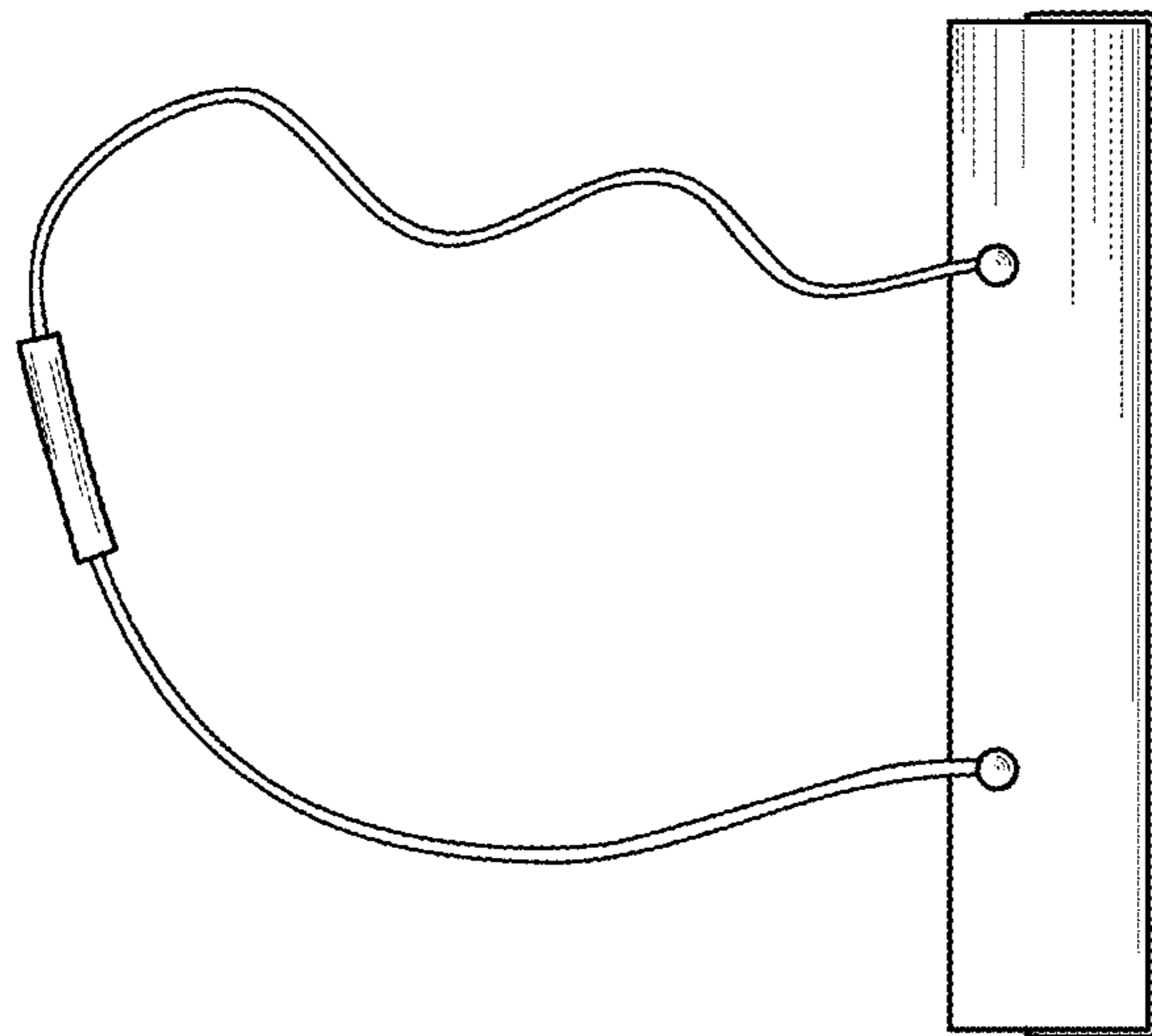


FIG. 8