



US00D726380S

(12) **United States Design Patent**
Mancuso

(10) **Patent No.:** **US D726,380 S**

(45) **Date of Patent:** **** Apr. 7, 2015**

(54) **POT HOLDER**

(71) Applicant: **Ingrid Mathilde Mancuso**, Mukilteo,
WA (US)

(72) Inventor: **Ingrid Mathilde Mancuso**, Mukilteo,
WA (US)

(**) Term: **14 Years**

(21) Appl. No.: **29/467,488**

(22) Filed: **Sep. 19, 2013**

(51) **LOC (10) Cl.** **29-02**

(52) **U.S. Cl.**
USPC **D29/120.1**; D29/119

(58) **Field of Classification Search**
CPC A41D 13/08; A41D 27/10; A41D 13/081;
A41D 19/01; A41D 19/015; A41B 7/00
USPC D29/113, 114, 116.2, 117.1, 117.2, 118,
D29/119, 120.1, 122, 123; D3/215, 269,
D3/270, 271.1, 271.4; D2/610–623, 858;
D7/669; D28/63; 2/16, 59, 158–160,
2/161.1–161.8, 162–170; 401/6–8;
446/73, 74, 327, 328; 223/78; D20/33;
89/36.05

See application file for complete search history.

(56) **References Cited**

U.S. PATENT DOCUMENTS

410,600	A *	9/1889	Mills	66/172 R
1,284,536	A *	11/1918	Yaeger	2/59
1,510,783	A *	10/1924	Johnson	2/16
2,082,574	A *	6/1937	Handley	2/16
2,124,721	A *	7/1938	Wagner	2/243.1
2,321,091	A *	6/1943	Kertesz et al.	2/159
2,326,422	A *	8/1943	Weisberger	2/59
4,359,784	A *	11/1982	Harrington	2/269
D355,749	S *	2/1995	Spera	D2/610
D366,349	S *	1/1996	Barney	D29/120.1

D377,053	S *	12/1996	Williams	D20/33
D487,171	S *	2/2004	Miller	D29/120.1
D515,745	S *	2/2006	Leyva	D29/120.1
D560,041	S *	1/2008	Cook et al.	D29/120.1
D640,420	S *	6/2011	Miller et al.	D29/120.1
D668,396	S *	10/2012	Shamis et al.	D29/120.1
D688,454	S *	8/2013	Saunders	D3/269
2001/0039673	A1 *	11/2001	Carraway	2/170
2007/0028345	A1 *	2/2007	McCarty	2/59
2008/0127394	A1 *	6/2008	Atkinson	2/22
2013/0042378	A1 *	2/2013	Wu et al.	2/16

OTHER PUBLICATIONS

The sleeve arm protector, available Dec. 14, 2012, [online], [site visited Oct. 27, 2014]. Available from internet, <URL: <http://www.thesleeve.us/Cotton-Protective-Sleeves.html>>.*

(Continued)

Primary Examiner — Cathron Brooks
Assistant Examiner — Teddy Falloway

(57) **CLAIM**

The ornamental design for a pot holder, as shown and described.

DESCRIPTION

FIG. 1 is a perspective front view of a pot holder; FIG. 2 is a front elevation view of the pot holder; FIG. 3 is a rear elevation view of the pot holder; FIG. 4 is a left elevation view of the pot holder; FIG. 5 is a right elevation view of the pot holder; FIG. 6 is a top elevation view of the pot holder; FIG. 7 is a bottom elevation view of the pot holder; and, FIG. 8 is a perspective view of the pot holder in an alternate position, as worn by a person. The broken lines shown in FIG. 8 representing a hand and arm are included for the purpose of illustrating environmental structure and form no part of the claimed design.

1 Claim, 4 Drawing Sheets



(56)

References Cited

OTHER PUBLICATIONS

Arm protectors, available Dec. 14, 2012, [online], [site visited Oct. 27, 2014]. Available from internet, <URL: <http://www.flamingsteel.com/free-stuff-they-took.php>>.*

Terry cloth oven protection sleeves, available Mar. 16, 2013, [online], [site visited Oct. 27, 2014]. Available from internet, <URL: <http://www.hubert.com/79265/Hubert-Terry-Cloth-Oven-Protection-Sleeves-15L-Heavyweight-100-Cotton-.html>>.*

* cited by examiner



FIG. 1

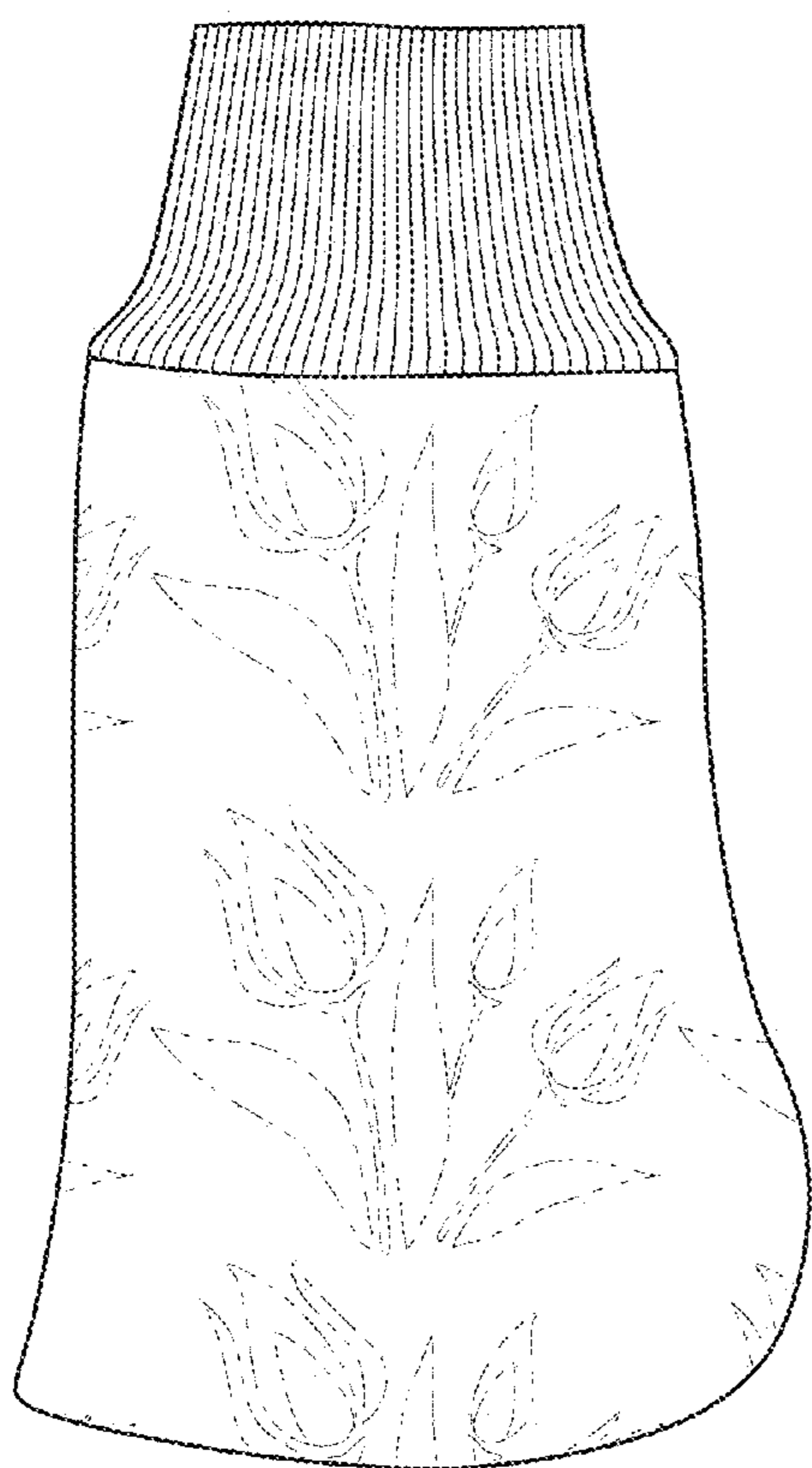


FIG. 2

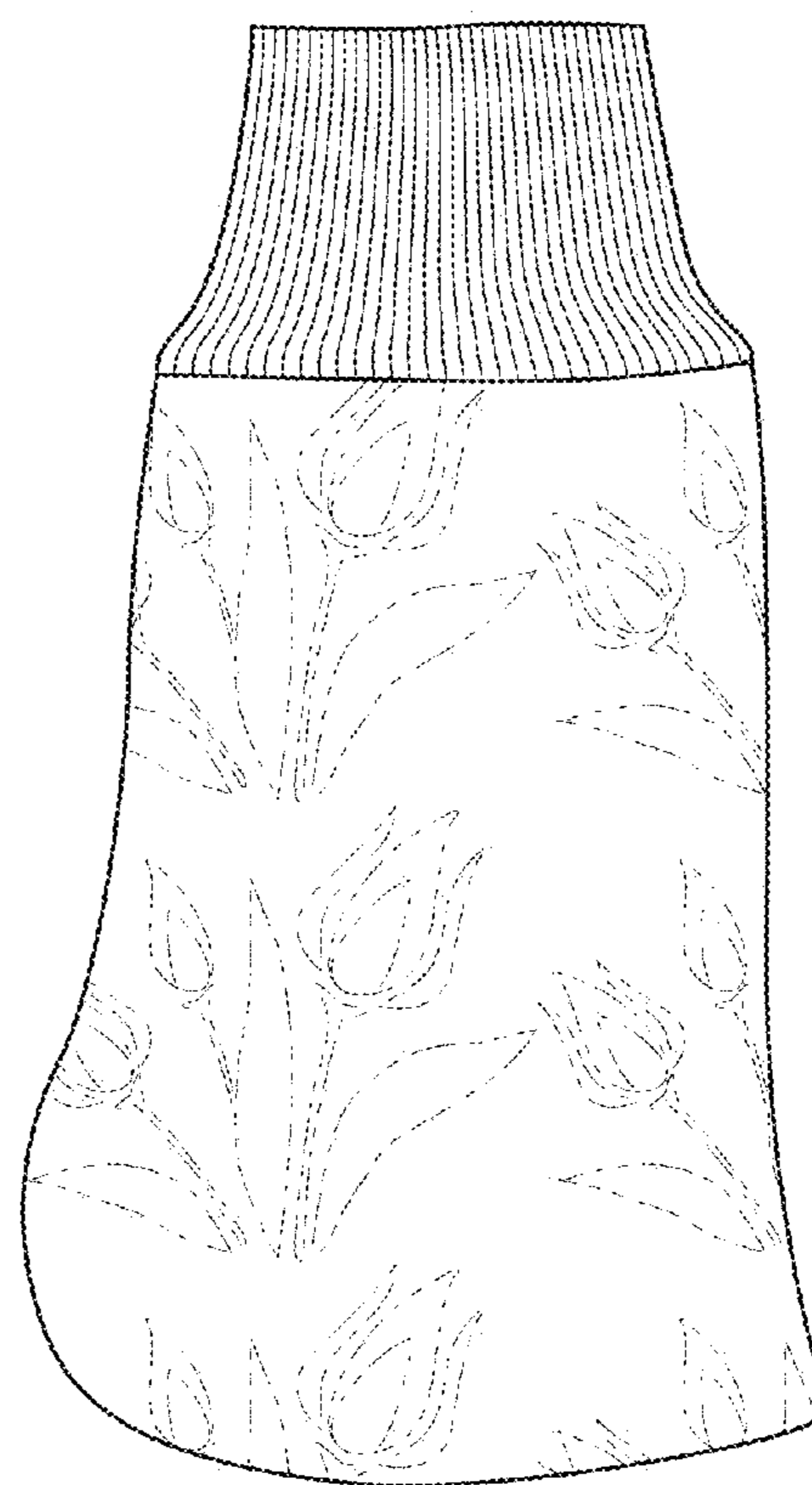


FIG. 3

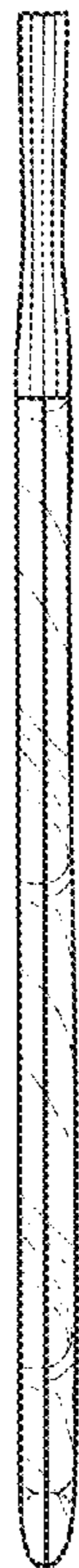


FIG. 4

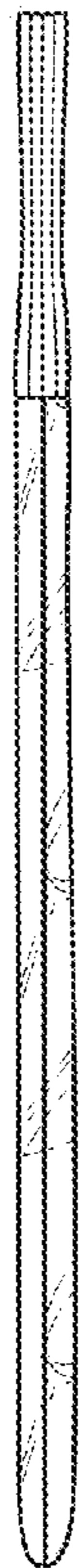


FIG. 5




FIG. 6




FIG. 7



FIG. 8