



US00D726373S

(12) **United States Design Patent**
Charroy

(10) **Patent No.:** **US D726,373 S**

(45) **Date of Patent:** **** Apr. 7, 2015**

(54) **NAIL CLIPPER**

(71) Applicant: **ABC Participations**, Bonneuil sur Marne (FR)

(72) Inventor: **Celine Charroy**, Paris (FR)

(73) Assignee: **ABC Participations**, Bonneuil sur Marne (FR)

(**) Term: **14 Years**

(21) Appl. No.: **29/444,648**

(22) Filed: **Feb. 1, 2013**

(51) **LOC (10) Cl.** **28-03**

(52) **U.S. Cl.**
USPC **D28/60**

(58) **Field of Classification Search**
CPC A45D 29/02; A45D 29/023; A45D 29/18;
A45D 29/04; A45D 2029/026
USPC 132/75.3-75.5; 30/28; D28/60
See application file for complete search history.

(56) **References Cited**

U.S. PATENT DOCUMENTS

2,724,179 A * 11/1955 Baer 30/28
3,188,737 A * 6/1965 Chase 30/28

3,389,462 A * 6/1968 Bowers 30/28
5,074,041 A * 12/1991 Wagner 30/28
D413,412 S * 8/1999 Chiu D28/60
D437,457 S * 2/2001 Kim D28/60
D437,458 S * 2/2001 Kim D28/60
6,438,845 B1 * 8/2002 Jung 30/29
D517,731 S * 3/2006 Legras de Grandcourt ... D28/60
D522,177 S * 5/2006 Legras de Grandcourt ... D28/60

* cited by examiner

Primary Examiner — Jennifer Rivard

(74) *Attorney, Agent, or Firm* — Barbara A. Wrigley; Oppenheimer Wolff & Donnelly LLP


(57) **CLAIM**

The ornamental design for nail clipper, as shown and described.

DESCRIPTION

FIG. 1 is a perspective view of a nail clipper showing my new design;
FIG. 2 is a front elevation view thereof;
FIG. 3 is a rear elevation view thereof;
FIG. 4 is a right side view thereof;
FIG. 5 is a left side view thereof;
FIG. 6 is a top plan view thereof;
FIG. 7 is a bottom plan view thereof; and,
FIG. 8 is an additional perspective view thereof.

1 Claim, 8 Drawing Sheets






Figure 1

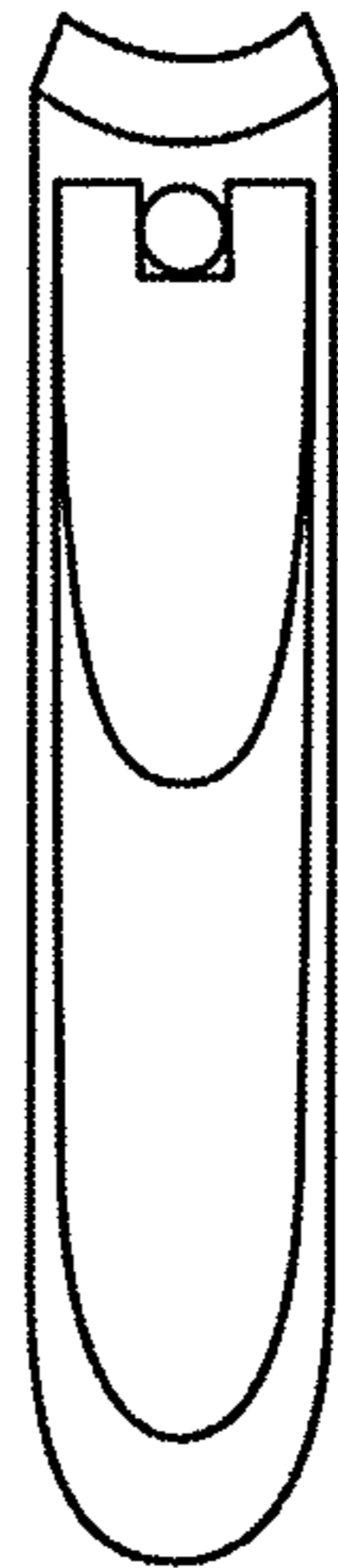


Figure 2




Figure 3




Figure 4




Figure 5



Figure 6



Figure 7




Figure 8