



US00D726368S

(12) **United States Design Patent**  
**Durocher**

(10) **Patent No.:** **US D726,368 S**

(45) **Date of Patent:** **\*\* Apr. 7, 2015**

(54) **TWO-PIECE FACIAL COSMETIC DEVICE**

(75) Inventor: **Catherine Durocher**, Montreal (CA)

(73) Assignee: **Biomod Concepts Inc.**, Quebec (CA)

(\*\*) Term: **14 Years**

(21) Appl. No.: **29/429,256**

(22) Filed: **Aug. 8, 2012**

(30) **Foreign Application Priority Data**

May 31, 2012 (CA) ..... 145922

(51) **LOC (10) Cl.** ..... **28-01**

(52) **U.S. Cl.**  
USPC ..... **D28/7**

(58) **Field of Classification Search**  
CPC ..... A45D 44/002  
USPC ..... D20/32, 33; D28/4, 7, 8, 9, 63, 91.2,  
D28/99; D24/119, 206, 208; 132/285, 319,  
132/320, 333; 424/443

See application file for complete search history.

(56) **References Cited**

**U.S. PATENT DOCUMENTS**

D423,712 S *	4/2000	Aoki et al.	.....	D28/4
D426,019 S *	5/2000	Aoki et al.	.....	D28/4
D487,942 S *	3/2004	Hiroi	.....	D28/4
D499,509 S *	12/2004	Hiroi	.....	D28/4
D630,376 S *	1/2011	Yamamoto	.....	D28/7
D631,603 S *	1/2011	Tajima	.....	D28/4
D689,650 S *	9/2013	Kusuda et al.	.....	D28/7
D689,651 S *	9/2013	Kusuda et al.	.....	D28/7
2003/0167556 A1 *	9/2003	Kelley	.....	2/206

**FOREIGN PATENT DOCUMENTS**

EM	00073523-0002	8/2003
RU	49812687	6/1999

\* cited by examiner

*Primary Examiner* — Zenia Bennett

(74) *Attorney, Agent, or Firm* — Muncy, Geissler, Olds & Lowe, P.C.

(57) **CLAIM**

The ornamental design for a two-piece facial cosmetic device, as shown and described.

**DESCRIPTION**

FIG. 1 is a right side view of a two-piece facial cosmetic device showing my new design, in use, the mask contours to the user's face, the left side view being a mirror image thereof, in which the lower boundary of the top piece rests underneath the bottom piece;

FIG. 2 is a front elevational view thereof, the rear thereof being substantially flat and unornamented;

FIG. 3 is a front elevational view of the top piece of the two-piece facial cosmetic device shown separately for clarity, the rear thereof being substantially flat and unornamented;

FIG. 4 is a top view thereof;

FIG. 5 is a left side view thereof, the right side view being a mirror image thereof;

FIG. 6 is a front perspective view thereof;

FIG. 7 is a right side view thereof in use, the mask contours to the user's face, the left side view being a mirror image thereof;

FIG. 8 is a front elevational view of the bottom piece of the two-piece facial cosmetic device shown separately for clarity, the rear thereof being substantially flat and unornamented;

FIG. 9 is a top view thereof;


FIG. 10 is a left side view thereof, the right side view being a mirror image thereof;

FIG. 11 is a front perspective view thereof; and,

FIG. 12 is a right side view thereof in use, the mask contours to the user's face, the left side view being a mirror image thereof.

The broken lines are for the purpose of illustrating environment structure which forms no part of the claimed design.

**1 Claim, 4 Drawing Sheets**



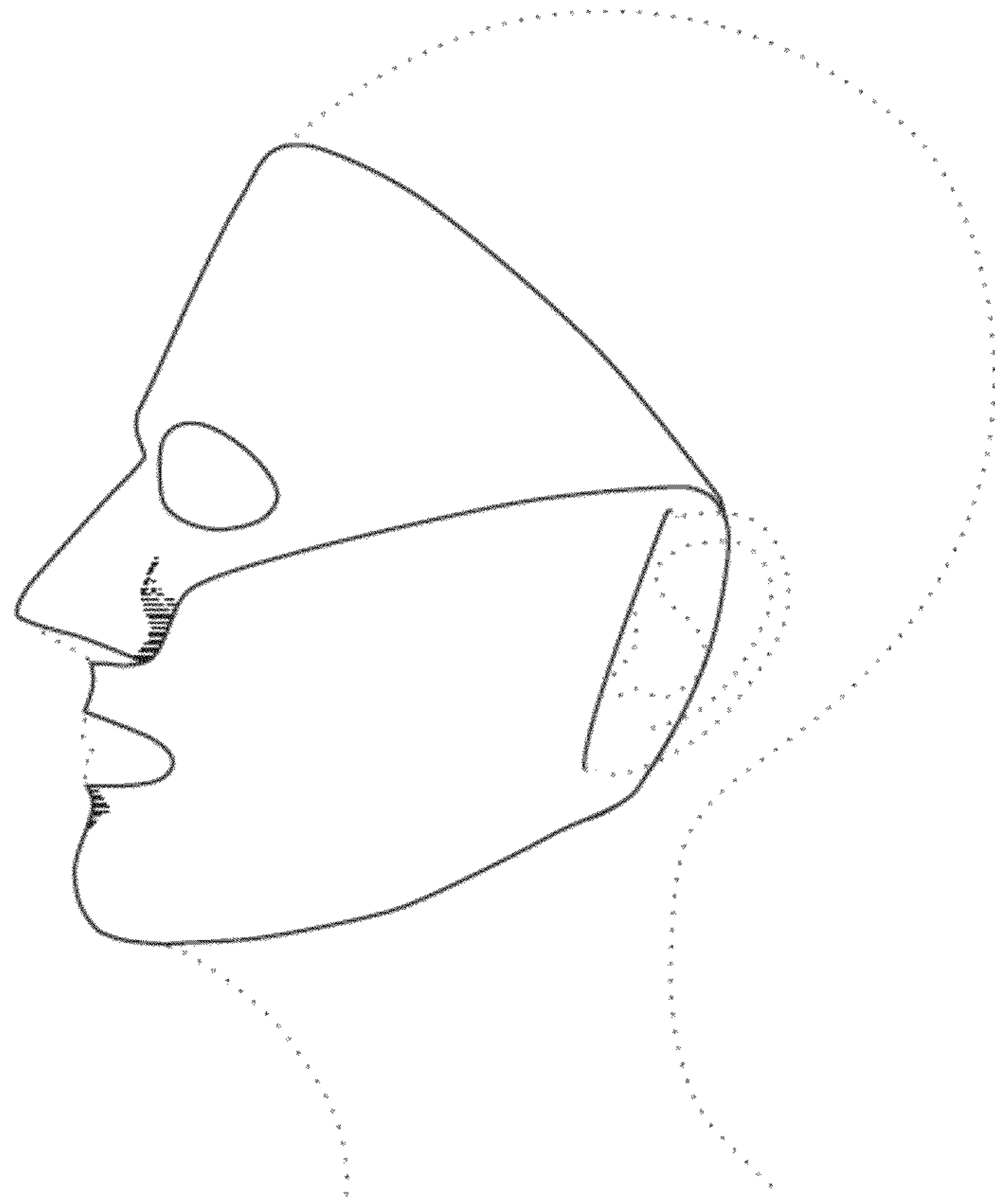


Fig. 1




Fig. 2

Fig. 3

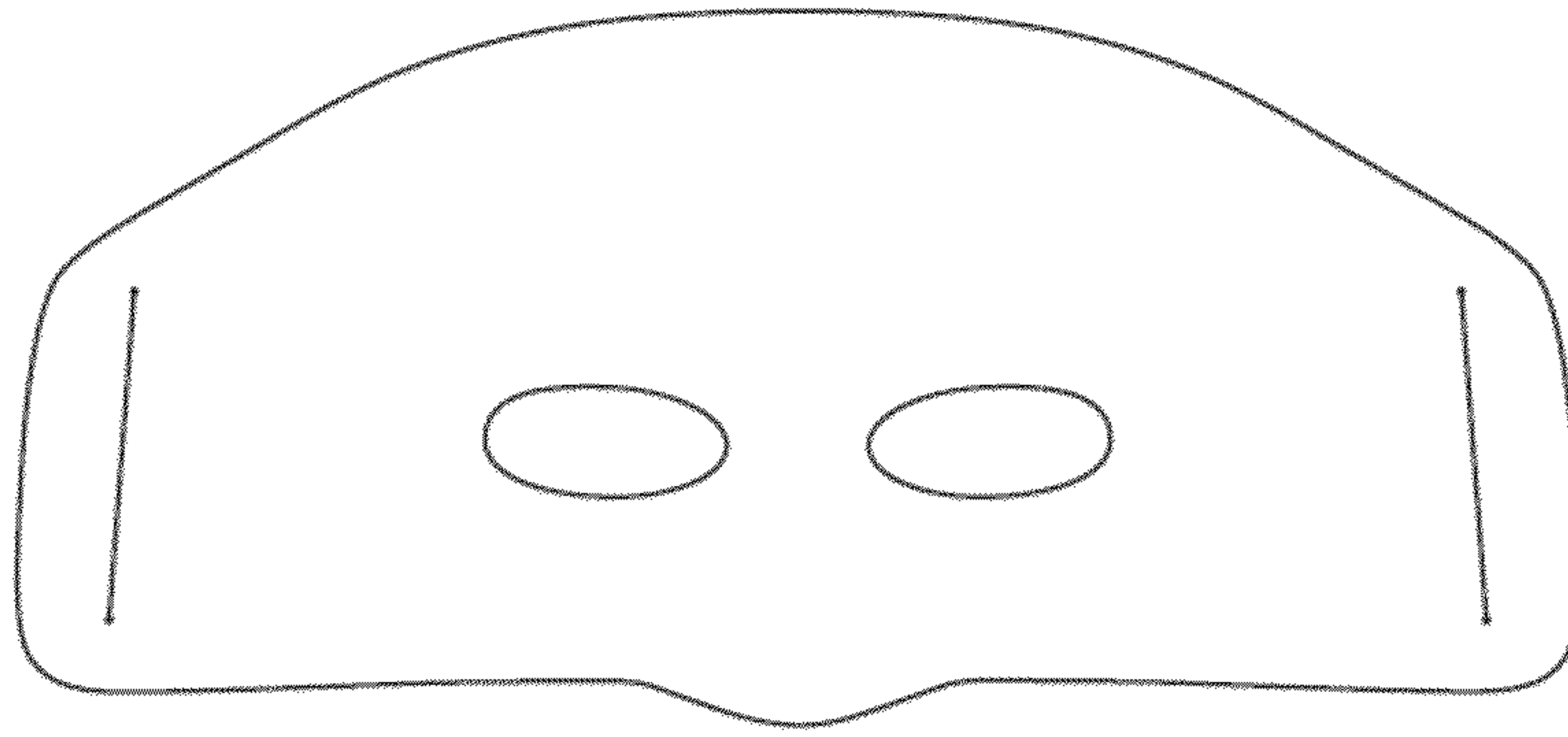


Fig. 4



Fig. 6

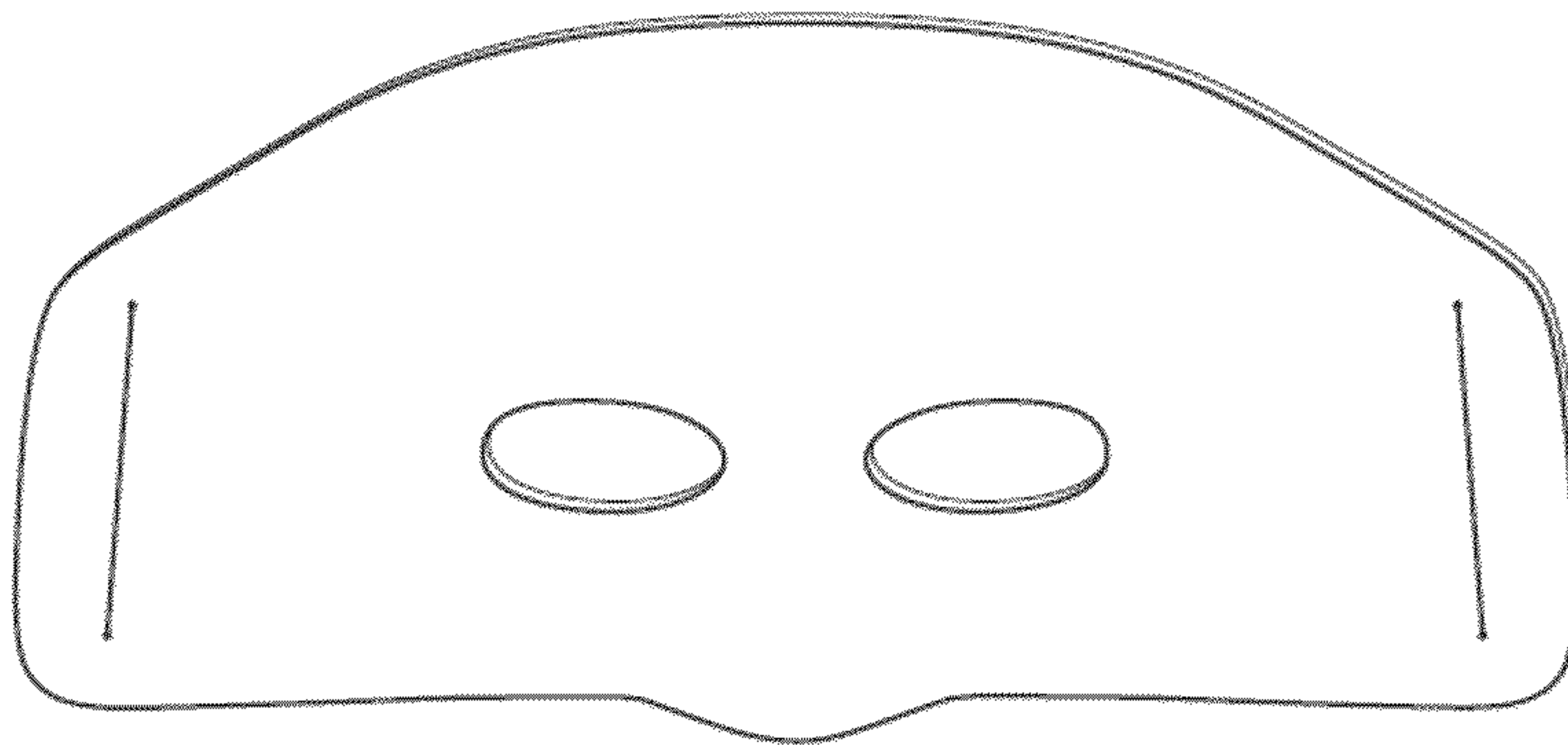


Fig. 5

Fig. 7

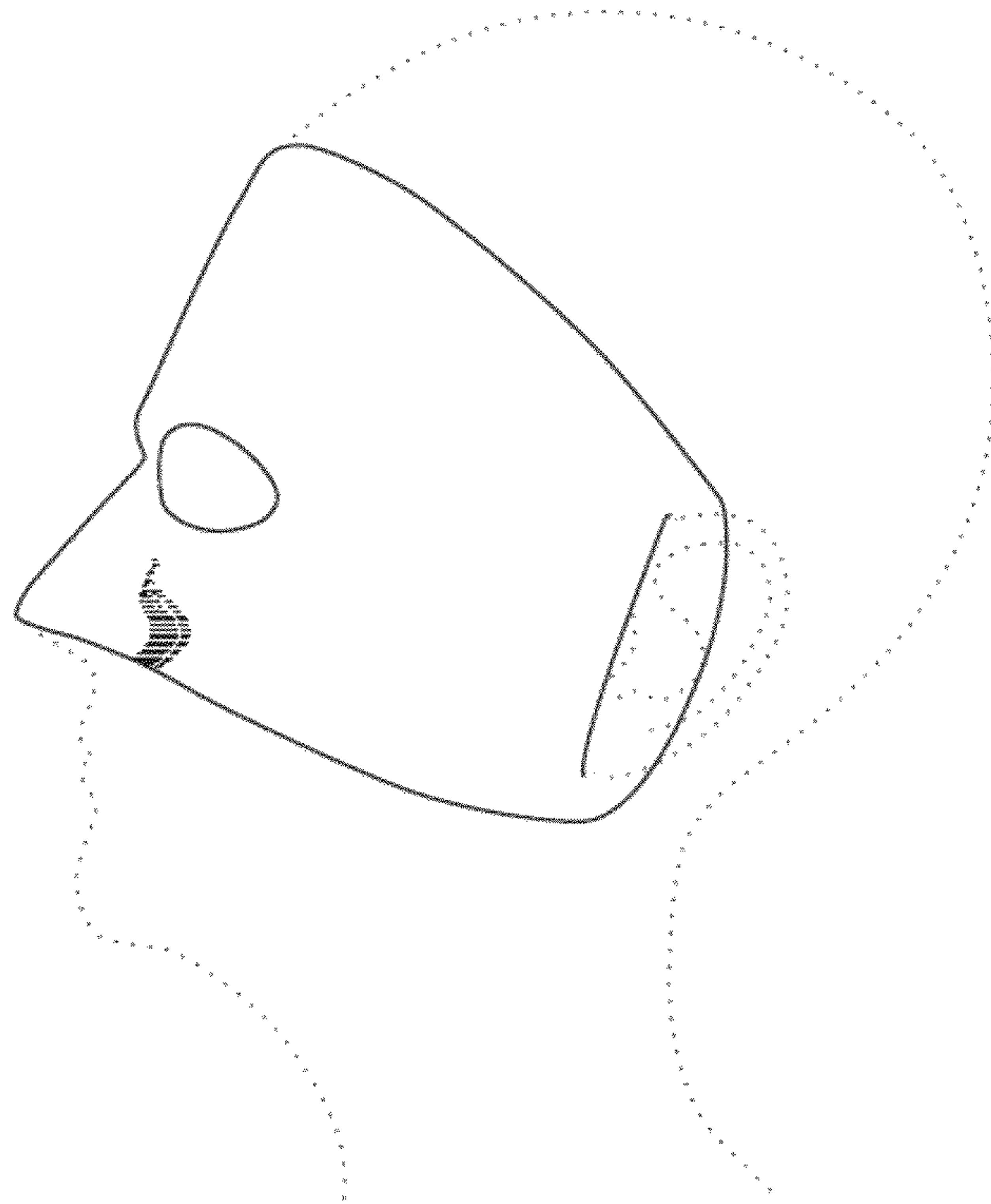


Fig. 8

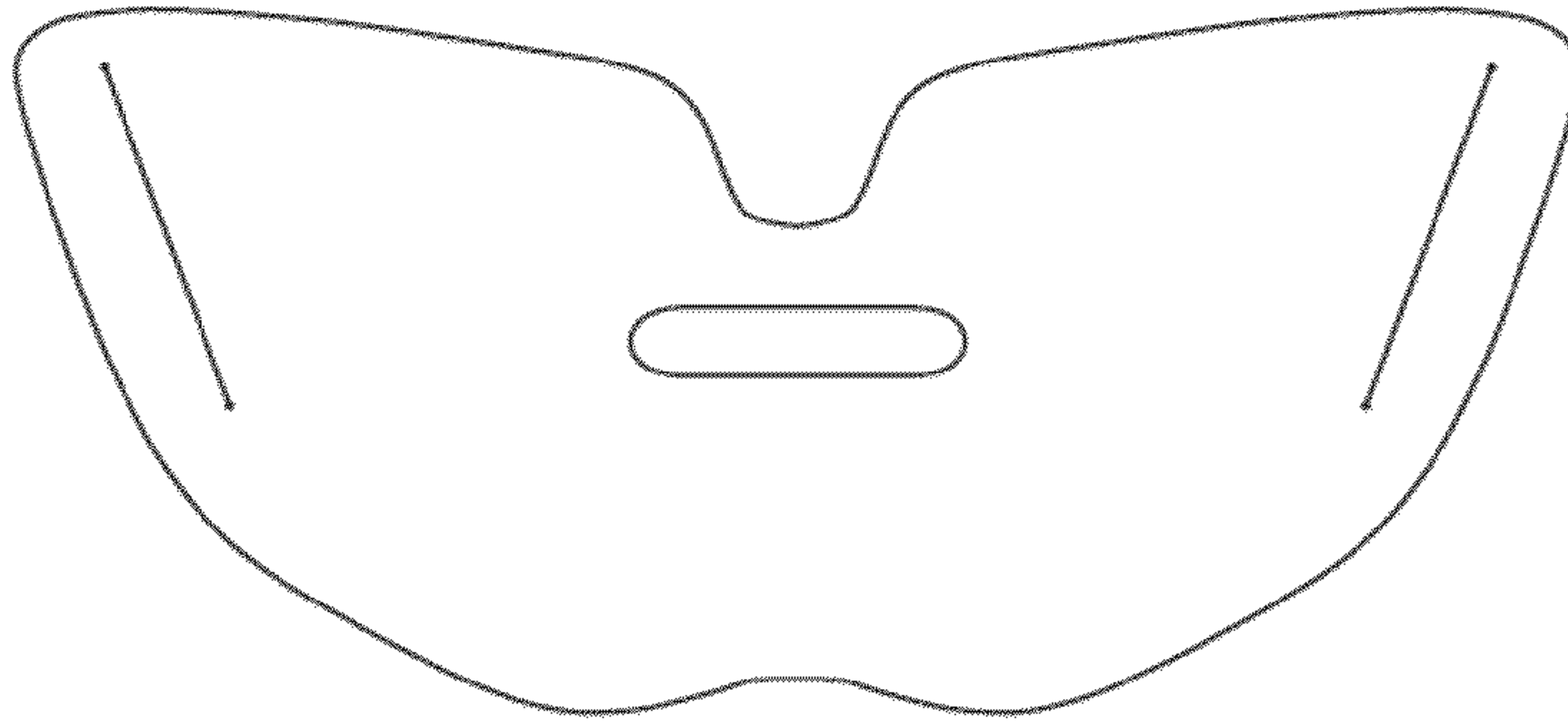


Fig. 9



Fig. 11

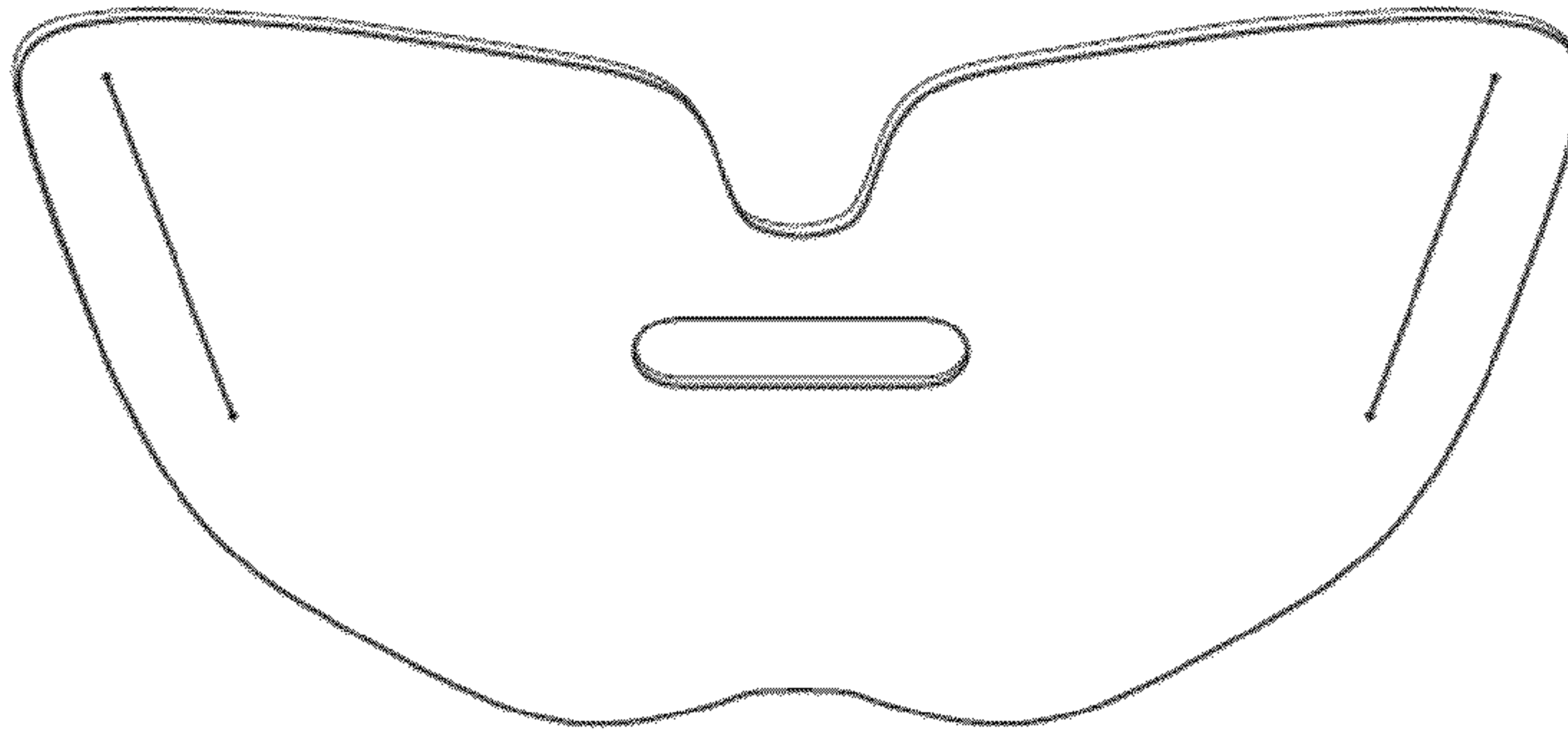


Fig. 10



Fig. 12

