



US00D726343S

(12) **United States Design Patent**  
**Knudsen**

(10) **Patent No.:** **US D726,343 S**

(45) **Date of Patent:** **\*\* Apr. 7, 2015**

(54) **POST CAP**

*Primary Examiner* — Doris Clark

(71) Applicant: **N. Eric Knudsen**, Maple Valley, WA  
(US)

(74) *Attorney, Agent, or Firm* — Seed IP Law Group PLLC

(72) Inventor: **N. Eric Knudsen**, Maple Valley, WA  
(US)

(57) **CLAIM**

The ornamental design for a post cap, as shown and described.

(\*\*) Term: **14 Years**

(21) Appl. No.: **29/464,747**

**DESCRIPTION**

(22) Filed: **Aug. 20, 2013**

(51) **LOC (10) Cl.** ..... **25-01**

(52) **U.S. Cl.**  
USPC ..... **D25/135**

(58) **Field of Classification Search**  
USPC ..... D25/135; 52/300; 256/65.01  
See application file for complete search history.

FIG. 1 is an isometric view of a post cap, showing my new design.

FIG. 2 is a front elevational view thereof, which is the same as the rear elevational view.

FIG. 3 is a right side elevational view thereof, which is the same as the left side elevational view.

FIG. 4 is a top plan view thereof.

FIG. 5 is a bottom plan view thereof; and,

FIG. 6 is a bottom perspective view thereof.

Stippling and contour lines shown in the drawings are intended to represent the approximate three-dimensional contours of the design, and are not intended to indicate surface decoration. The broken lines in the figures are for illustrative purposes only and form no part of the claimed design.


(56) **References Cited**

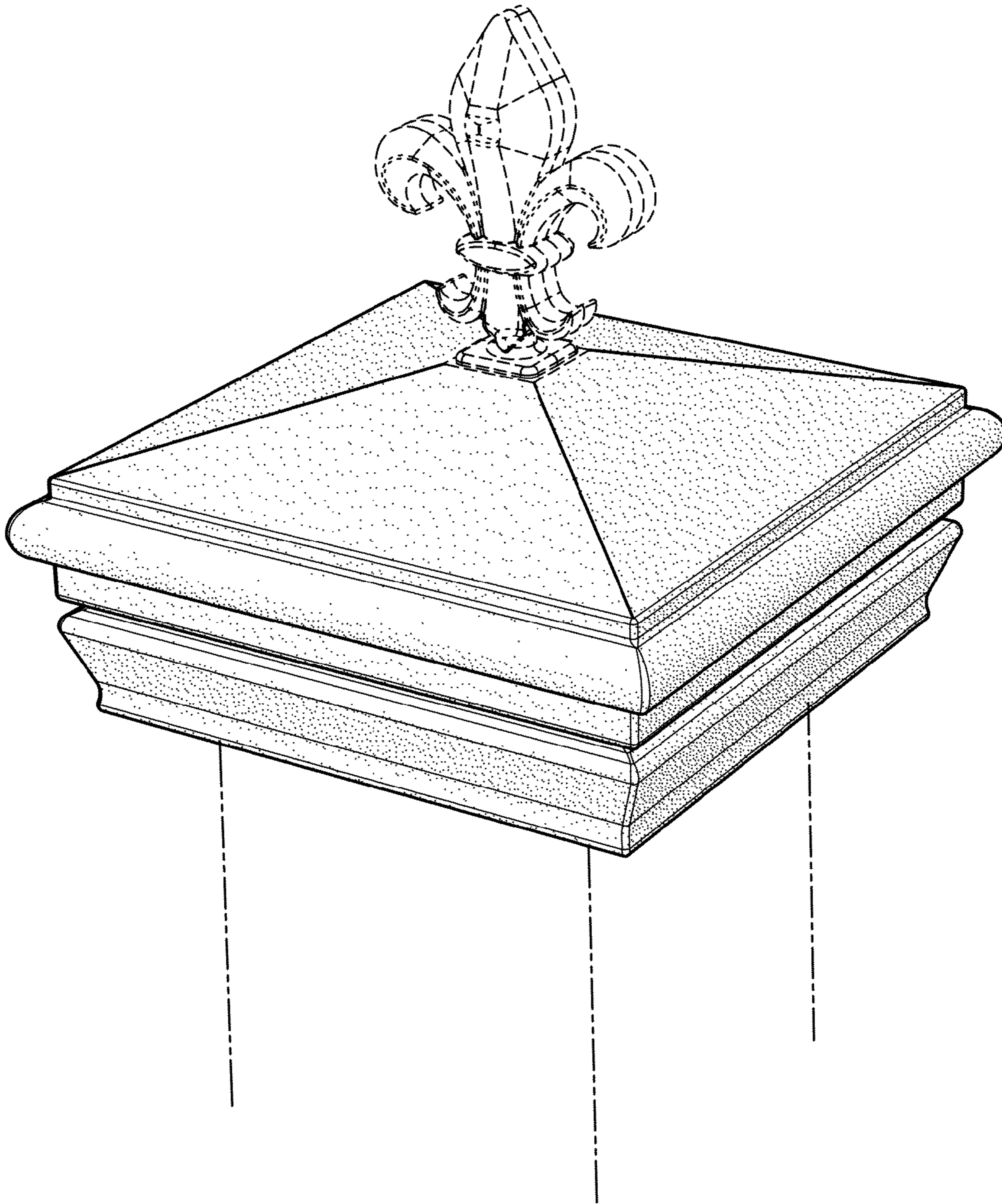
**U.S. PATENT DOCUMENTS**

6,138,422	A *	10/2000	Wall et al.	.....	52/300
D509,603	S *	9/2005	Rosian	.....	D25/135
D555,812	S *	11/2007	Speek et al.	.....	D25/126
D670,405	S *	11/2012	McKenzie	.....	D25/135


\* cited by examiner

**1 Claim, 6 Drawing Sheets**

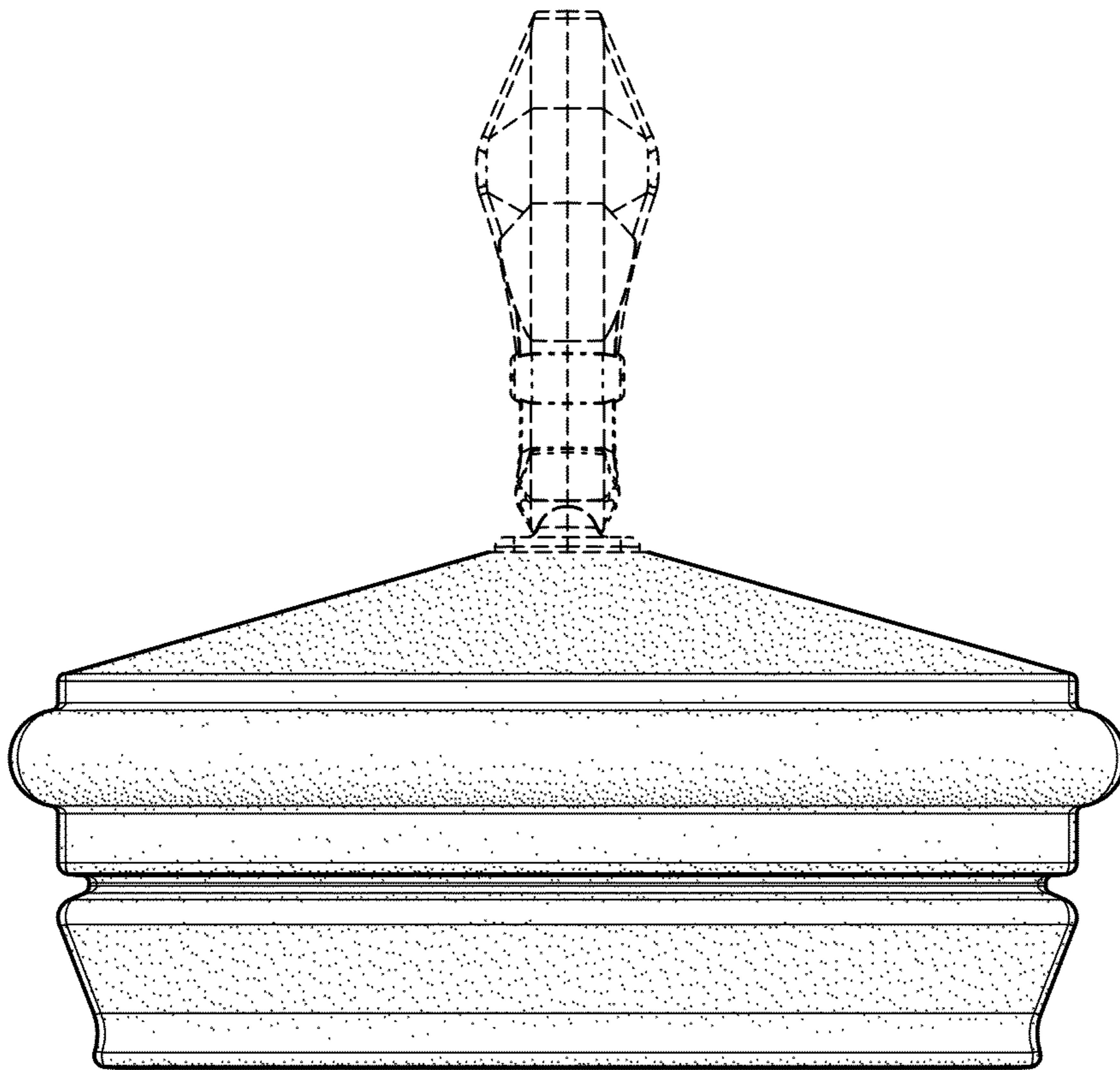




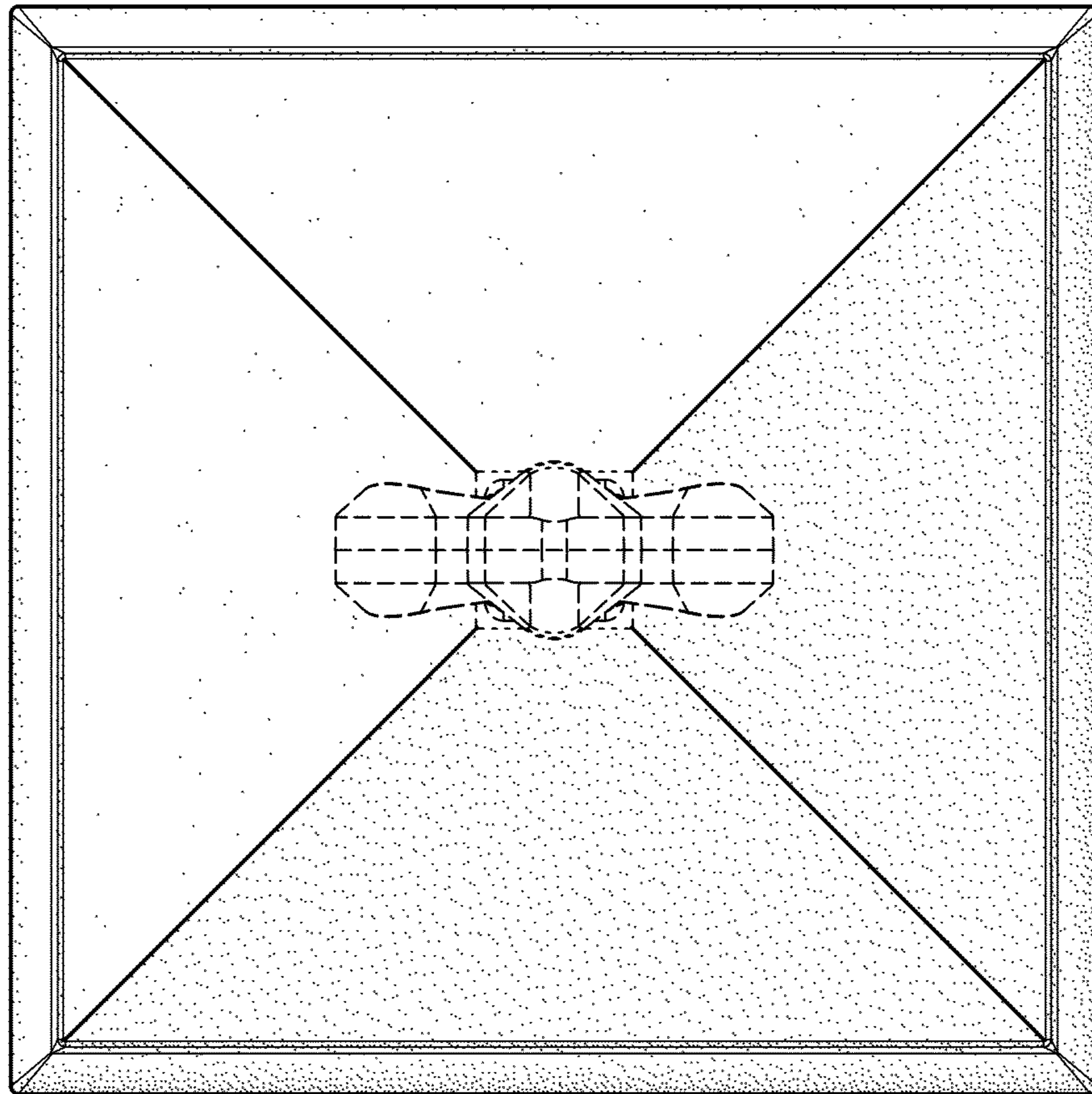
**FIG. 1**




**FIG. 2**



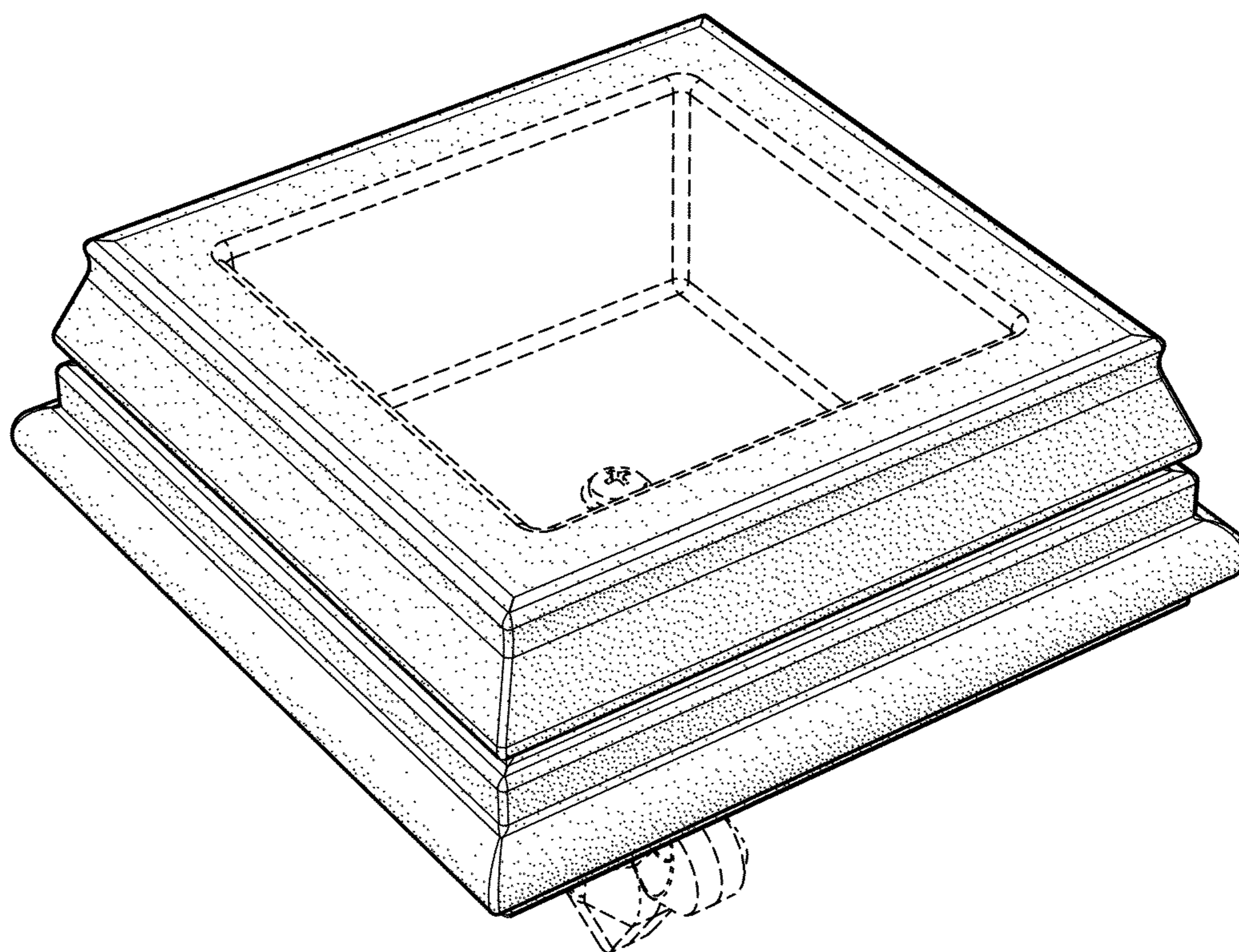
**FIG. 3**



**FIG. 4**



**FIG. 5**



**FIG. 6**