



US00D726334S

(12) **United States Design Patent**  
**O'Callaghan et al.**

(10) **Patent No.:** **US D726,334 S**  
(45) **Date of Patent:** **\*\* Apr. 7, 2015**

(54) **ARCHITECTURAL STRUCTURE**

(71) Applicant: **Apple Inc.**, Cupertino, CA (US)

(72) Inventors: **James O'Callaghan**, Winchester (GB);  
**Graham Coult**, Milford (GB); **Vladimir Marinov**, London (GB); **Stefan Behling**, London (GB); **David Summerfield**, London (GB); **David Nelson**, London (GB); **Rafe Bertram**, London (GB); **Michaela Fuchs**, London (GB); **Thomas Oberniedermayr**, London (GB); **Lorenzo Poli**, London (GB); **Robert Bridger**, Woodside, CA (US); **Jonathan P. Siegel**, San Francisco, CA (US)

(73) Assignee: **Apple Inc.**, Cupertino, CA (US)

(\*\*) Term: **14 Years**

(21) Appl. No.: **29/481,233**

(22) Filed: **Feb. 3, 2014**

(51) **LOC (10) Cl.** ..... **25-03**

(52) **U.S. Cl.**  
USPC ..... **D25/33**

(58) **Field of Classification Search**  
CPC ..... A63H 33/04; A63H 33/14; E06B 9/24;  
G06F 1/1616  
USPC ..... D25/1-35; 52/36.1, 79.1-79.6, 169.6,  
52/80.1, 80.2, 90.1, 90.2, 91.1-91.3,  
52/92.1-92.3, 93.1, 93.2  
See application file for complete search history.

(56) **References Cited**

**U.S. PATENT DOCUMENTS**

3,526,067	A *	9/1970	Seghizzi et al.	52/79.1
D220,759	S *	5/1971	Renwick	D25/33
D239,828	S *	5/1976	Cooper	D25/8
D272,469	S *	1/1984	Burleson	D25/1
4,448,465	A *	5/1984	Yonenaka	312/223.6
D283,166	S *	3/1986	Gardner et al.	D25/1
4,758,195	A *	7/1988	Walsh	446/85

D311,775	S *	10/1990	Brown	D25/33
5,203,129	A *	4/1993	Johnson	52/202
5,724,064	A *	3/1998	Stefik et al.	345/105
6,105,318	A *	8/2000	Harrison	52/200
D447,813	S *	9/2001	Else	D25/2

(Continued)

*Primary Examiner* — Garth Rademaker

*Assistant Examiner* — Samantha Q Lawrence

(74) *Attorney, Agent, or Firm* — Sterne, Kessler, Goldstein & Fox, P.L.L.C.

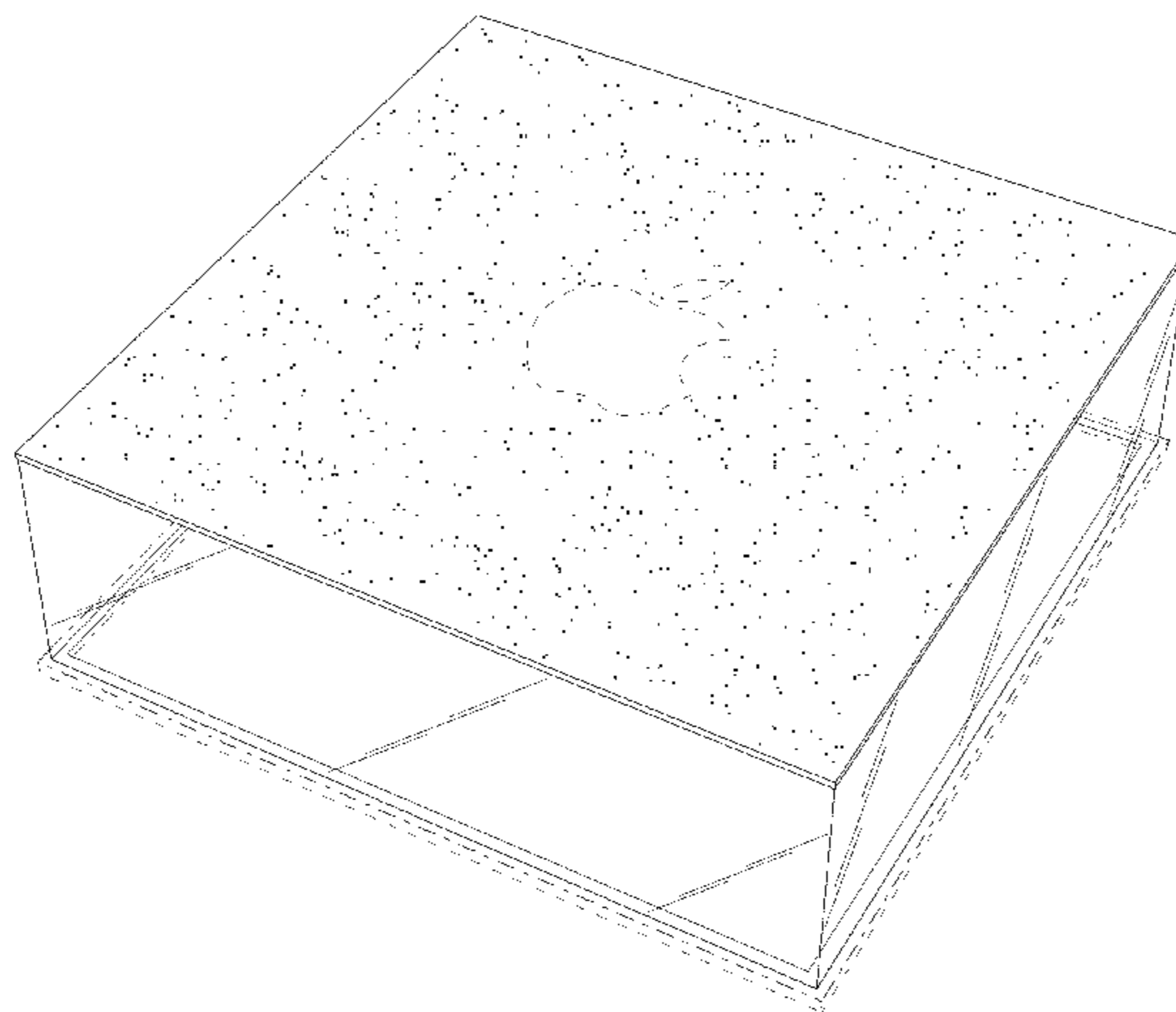
(57) **CLAIM**

The ornamental design for an architectural structure, as shown and described.

**DESCRIPTION**

FIG. 1 is a top front perspective view of an architectural structure showing our new design;  
 FIG. 2 is a top rear perspective view thereof;  
 FIG. 3 is a bottom front perspective view thereof;  
 FIG. 4 is a front view thereof;  
 FIG. 5 is a rear view thereof;  
 FIG. 6 is a left side view thereof;  
 FIG. 7 is a right side view thereof;  
 FIG. 8 is a top view thereof;  
 FIG. 9 is a bottom view thereof; and,  
 FIG. 10 is a side view thereof showing the architectural structure in an example environment.  
 The broken lines in FIGS. 1-9 show portions of the architectural structure. The broken lines in FIG. 10 show trees and a ground line which are environmental subject matter as well as portions of the architectural structure, those parts below the ground line being shown in cross-section. None of the broken lines form any part of the claimed design.  
 The dot-dash lines in the Figures show unclaimed boundaries that form no part of the claimed design.  
 The oblique shade lines in the Figures show transparency and not surface ornamentation.  
 The stipple shading in the Figures shows contrast and not surface ornamentation. For example, the areas with stipple shading may appear translucent.

**1 Claim, 10 Drawing Sheets**



(56)

**References Cited**

U.S. PATENT DOCUMENTS

	D635,687 S *	4/2011	Eastham et al. ....	D25/35
	D712,067 S *	8/2014	Backus et al. ....	D25/32
	8,844,414 B2 *	9/2014	Georgi et al. ....	83/56
6,414,842 B1 *	7/2002	Cipolla et al. ....	361/679.46	* cited by examiner

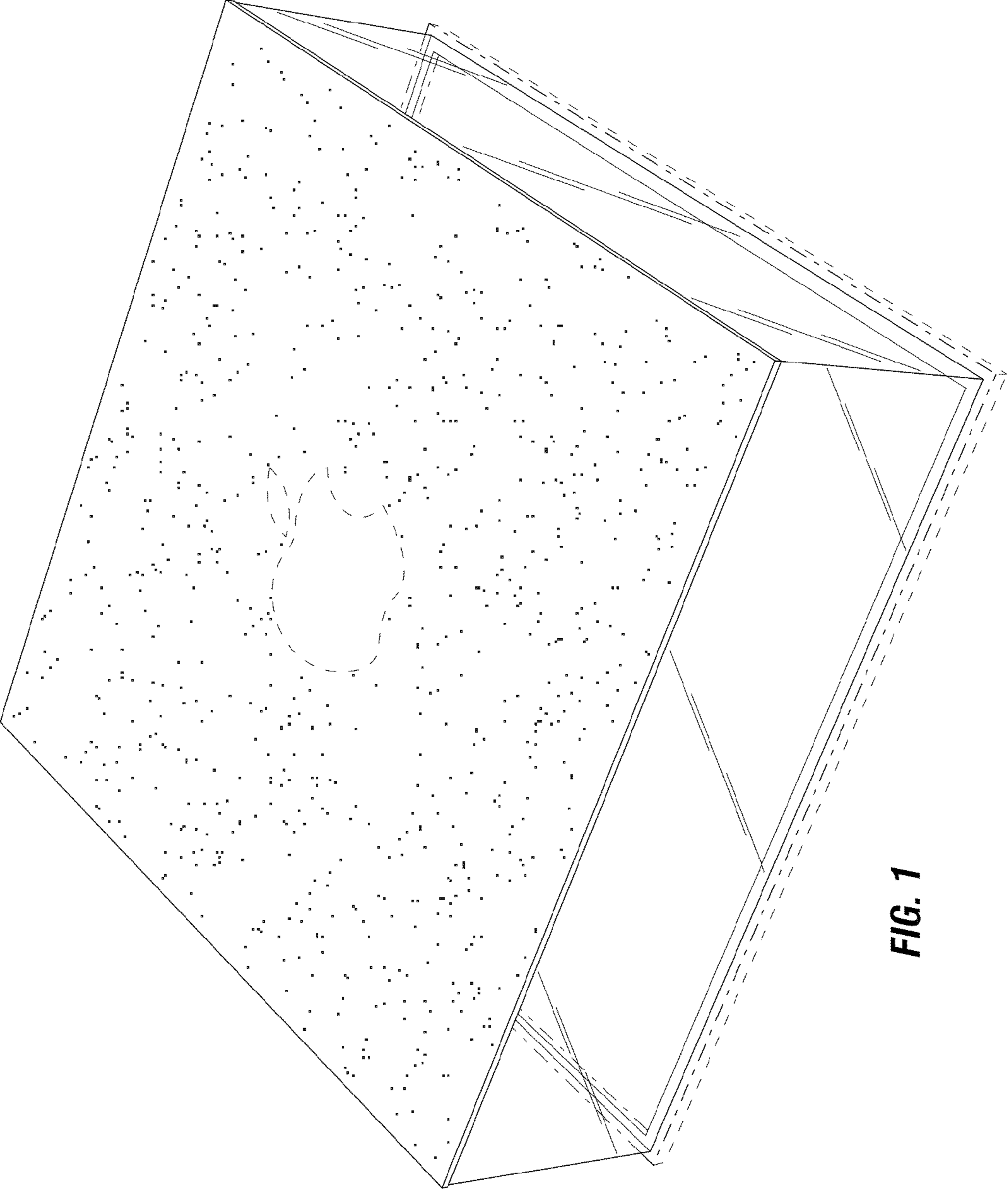


FIG. 1

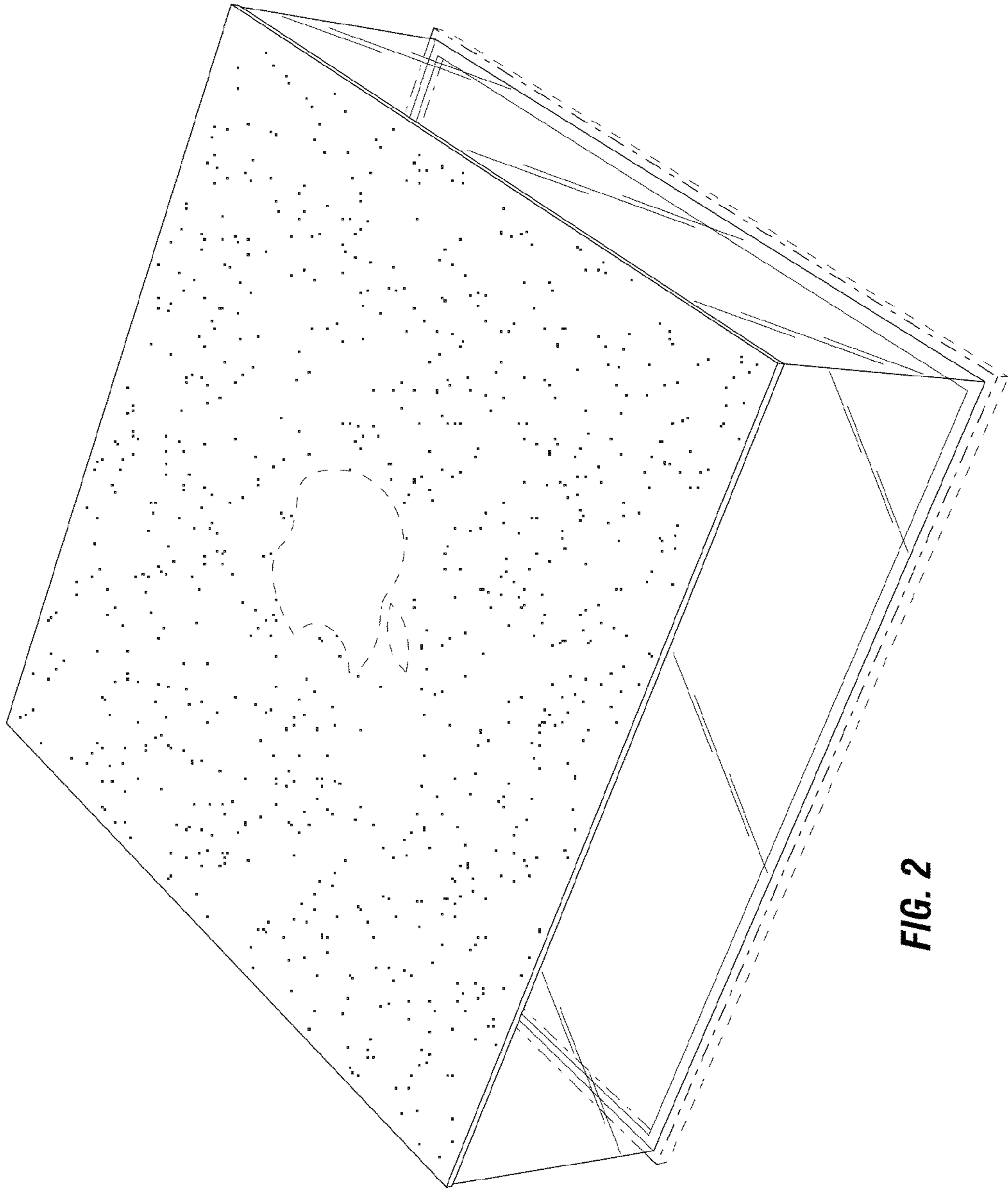
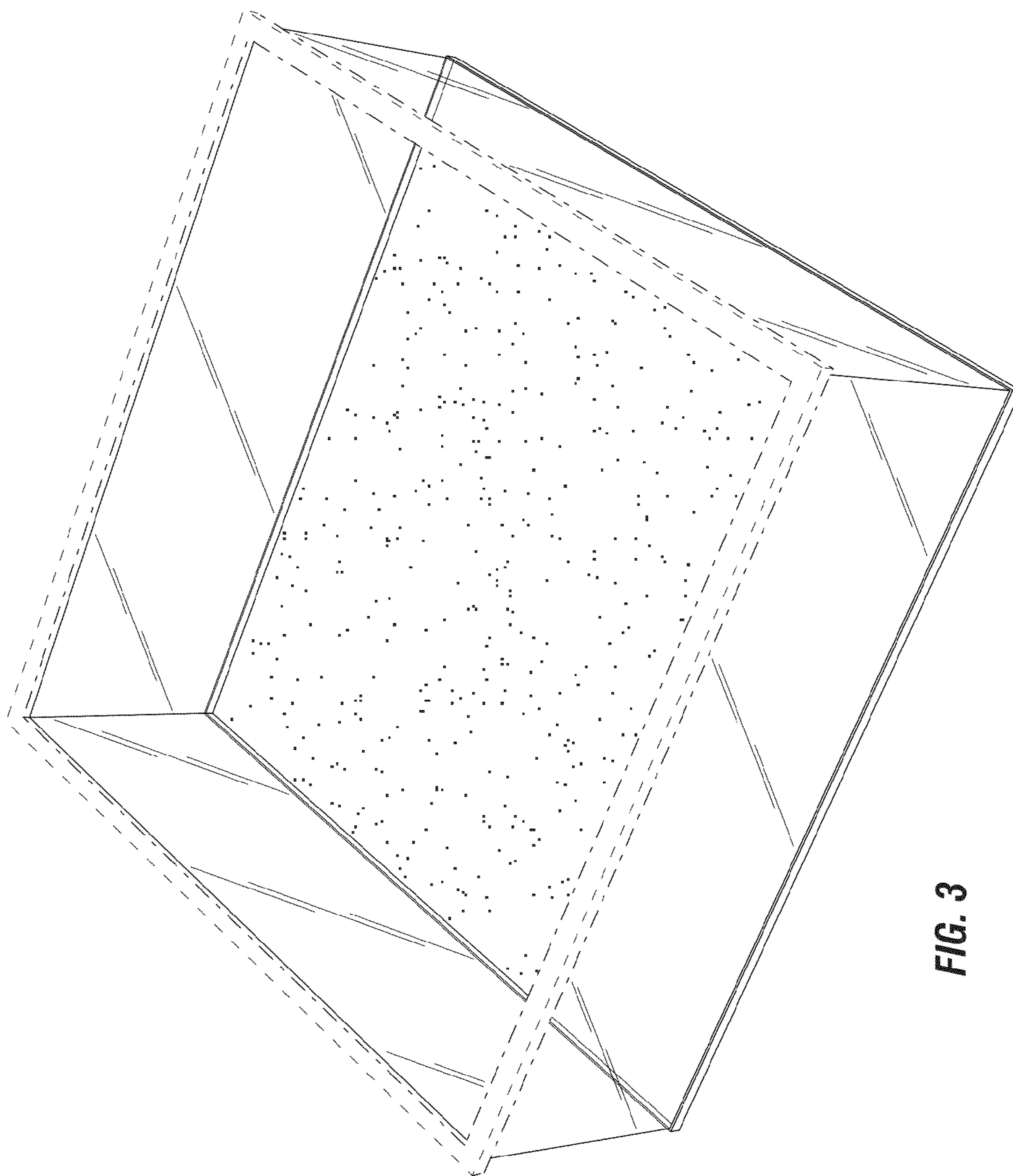


FIG. 2



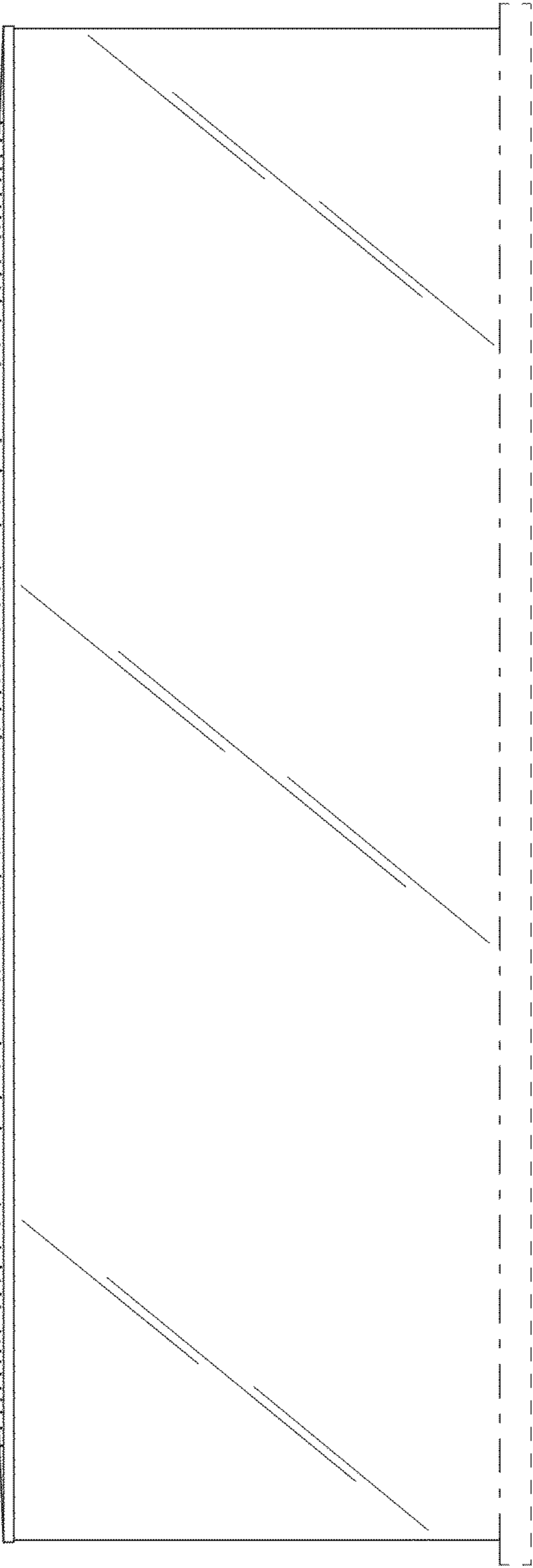


FIG. 4

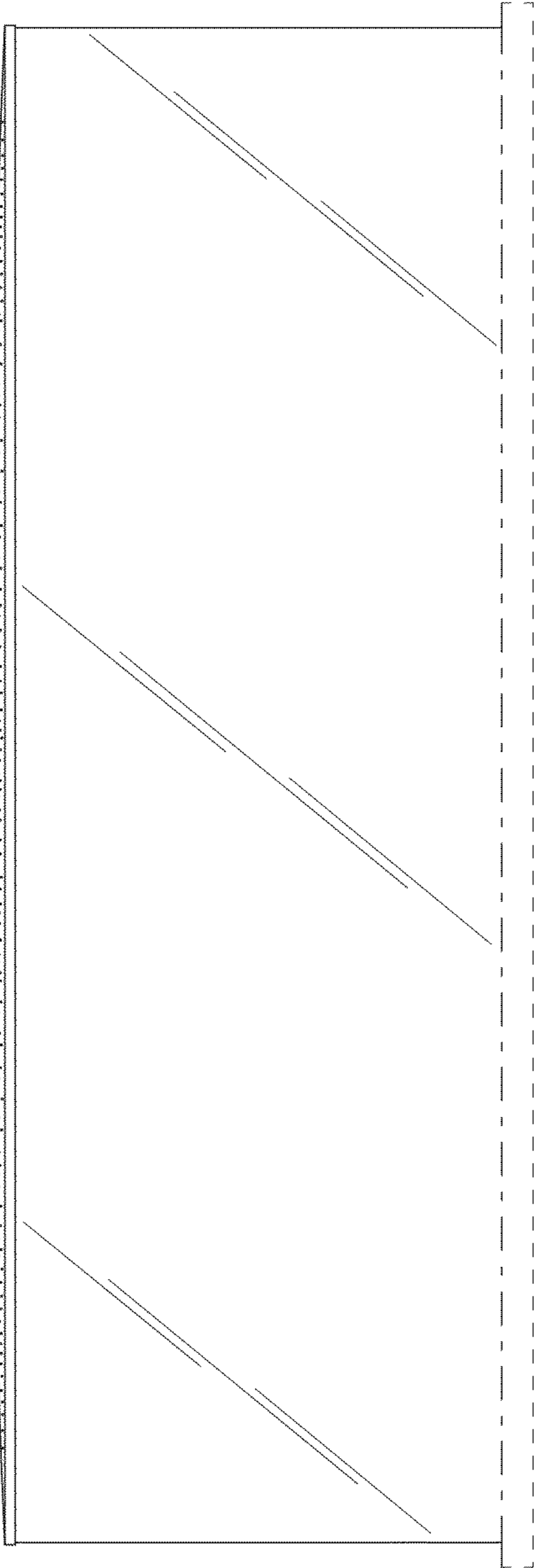


FIG. 5

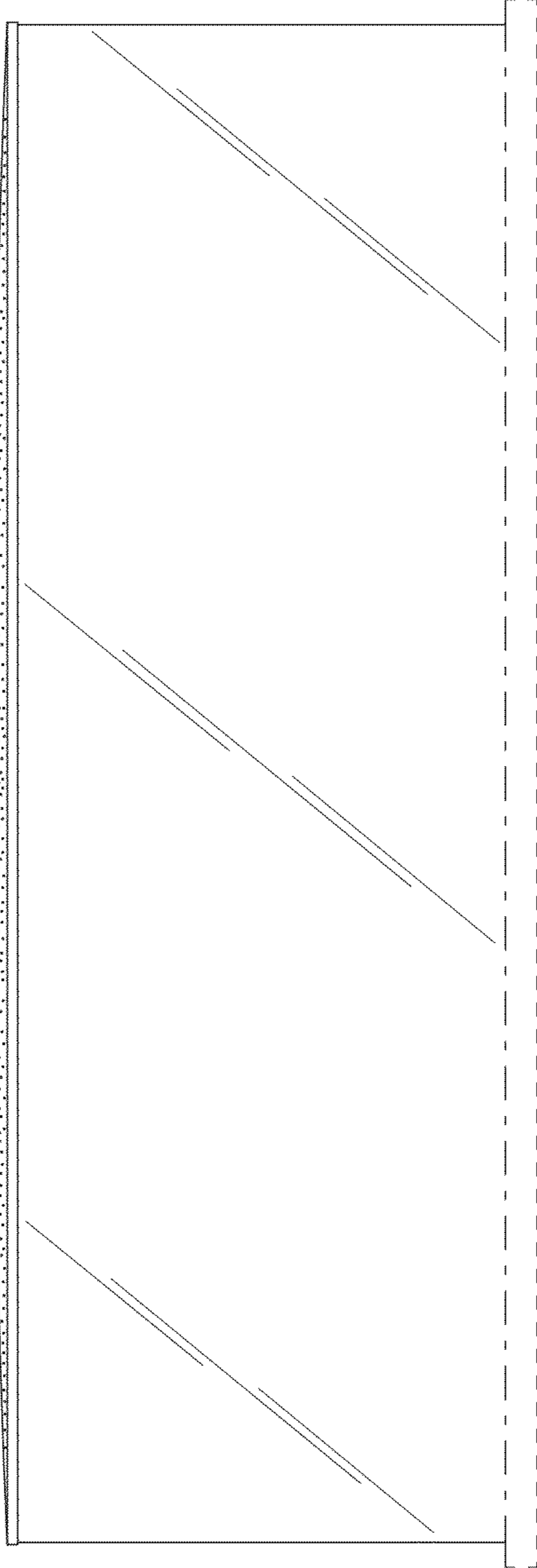


FIG. 6






FIG. 7




FIG. 8




FIG. 9

