



US00D726325S

(12) **United States Design Patent**
Tanaka et al.

(10) **Patent No.:** **US D726,325 S**
(45) **Date of Patent:** **** Apr. 7, 2015**

(54) **TRAY FOR TAKING A PARTIAL DENTAL IMPRESSION**

(71) Applicant: **GC Corporation**, Bunkyo-ku (JP)

(72) Inventors: **Masahiro Tanaka**, Kobe (JP); **Junko Tanaka**, Osaka (JP); **Hiroshi Kamohara**, Matsudo (JP)

(73) Assignee: **GC Corporation**, Bunkyo-ku (JP)

(**) Term: **14 Years**

(21) Appl. No.: **29/469,648**

(22) Filed: **Oct. 11, 2013**

(30) **Foreign Application Priority Data**

Apr. 12, 2013 (JP) 2013-008256

(51) **LOC (10) Cl.** **24-02**

(52) **U.S. Cl.**
USPC **D24/181**

(58) **Field of Classification Search**
USPC D24/155–156, 152, 176, 180–181;
249/124; 433/34, 36, 37, 42, 47–48,
433/213–214
See application file for complete search history.

(56) **References Cited**

U.S. PATENT DOCUMENTS

D257,387	S	*	10/1980	Skarky	D24/181
D260,811	S	*	9/1981	Kitchenman	D24/181
D266,269	S	*	9/1982	Werrin	D24/181
D278,274	S	*	4/1985	Levine	D24/181
D281,532	S	*	11/1985	Weissman	D24/181
D294,062	S	*	2/1988	Kwok	D24/181
D328,494	S	*	8/1992	Schwendeman et al.	D24/176
5,316,474	A	*	5/1994	Robertson	433/38
5,336,086	A	*	8/1994	Simmen et al.	433/37
D372,088	S	*	7/1996	Frush	D24/181
D372,096	S	*	7/1996	Frush	D24/181
D403,771	S	*	1/1999	Werrin	D24/181
D413,386	S	*	8/1999	Werrin	D24/181

D456,515	S	*	4/2002	Dinu	D24/181
6,450,808	B1	*	9/2002	Pelerin	433/38
D464,138	S	*	10/2002	Werrin	D24/181
6,835,065	B1	*	12/2004	Wise	433/38
D521,150	S	*	5/2006	Kwok	D24/181
D529,177	S	*	9/2006	Huffman	D24/176
D529,178	S	*	9/2006	Huffman	D24/176
D529,614	S	*	10/2006	Huffman	D24/176
D565,185	S	*	3/2008	Wilkins	D24/181
D571,473	S	*	6/2008	Wilkins	D24/181
D571,919	S	*	6/2008	Kwon et al.	D24/181
D631,550	S	*	1/2011	Massad	D24/181
D632,395	S	*	2/2011	Massad	D24/181
D686,732	S	*	7/2013	Marumori et al.	D24/181
D686,733	S	*	7/2013	Marumori et al.	D24/181
D706,937	S	*	6/2014	Suga et al.	D24/181
D708,340	S	*	7/2014	Suga et al.	D24/181
2004/0096801	A1	*	5/2004	Tucker et al.	433/38
2008/0096158	A1	*	4/2008	Dorfman et al.	433/37
2013/0230824	A1	*	9/2013	Marumori et al.	433/36
2013/0260330	A1	*	10/2013	Marumori et al.	433/36

* cited by examiner

Primary Examiner — Wan Laymon

Assistant Examiner — Mark Booker

(74) *Attorney, Agent, or Firm* — Oblon, McClelland, Maier & Neustadt, L.L.P.

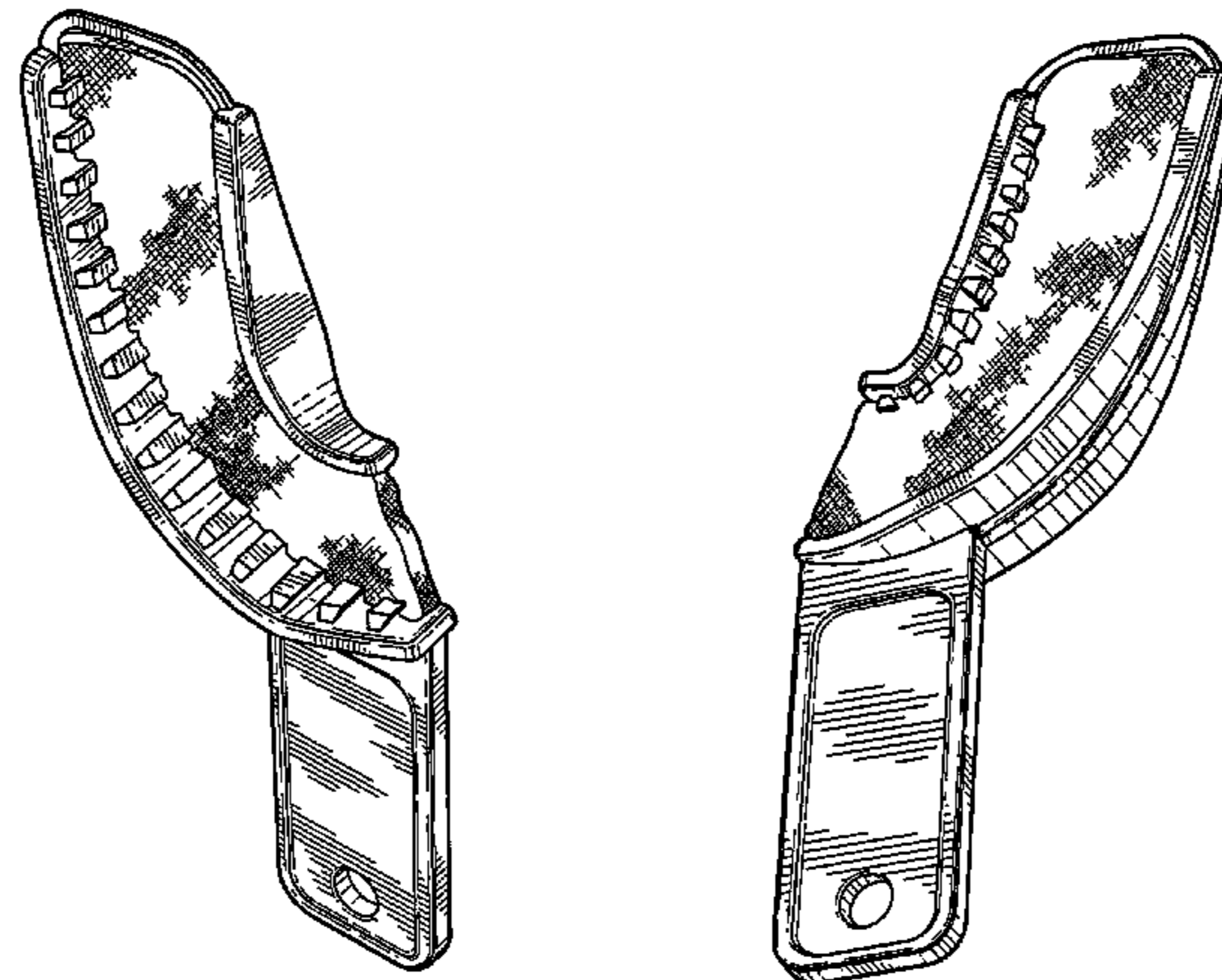
(57) **CLAIM**

The ornamental design for a tray for taking a partial dental impression, as shown and described.

DESCRIPTION

FIG. 1 is a front elevational view of a tray for taking a partial dental impression;
FIG. 2 is a rear elevational view thereof;
FIG. 3 is a right side elevational view thereof;
FIG. 4 is a left side elevational view thereof;
FIG. 5 is a top plan view thereof;
FIG. 6 is a bottom plan view thereof;
FIG. 7 is a front, top, and right side perspective view thereof;
and,
FIG. 8 is a rear, bottom, and left side perspective view thereof.

1 Claim, 7 Drawing Sheets



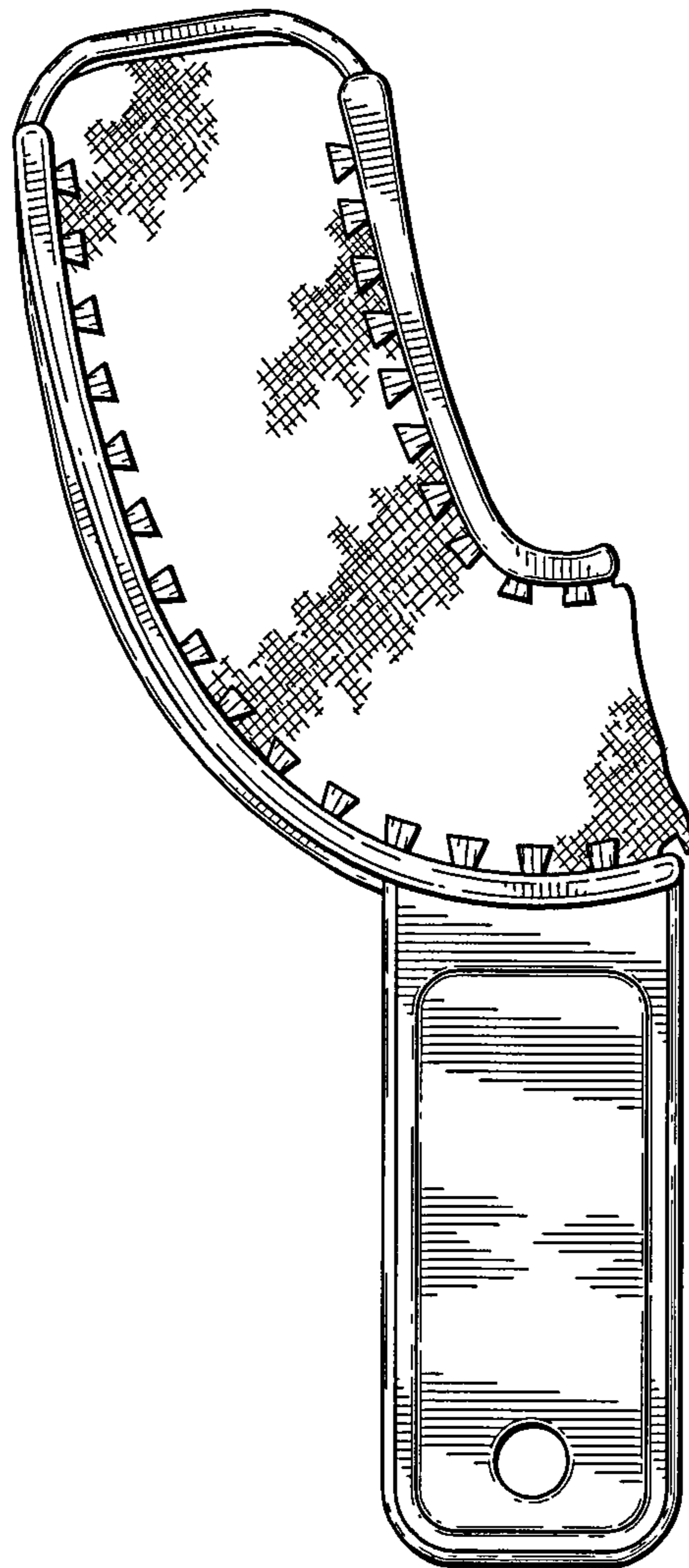


Fig. 1

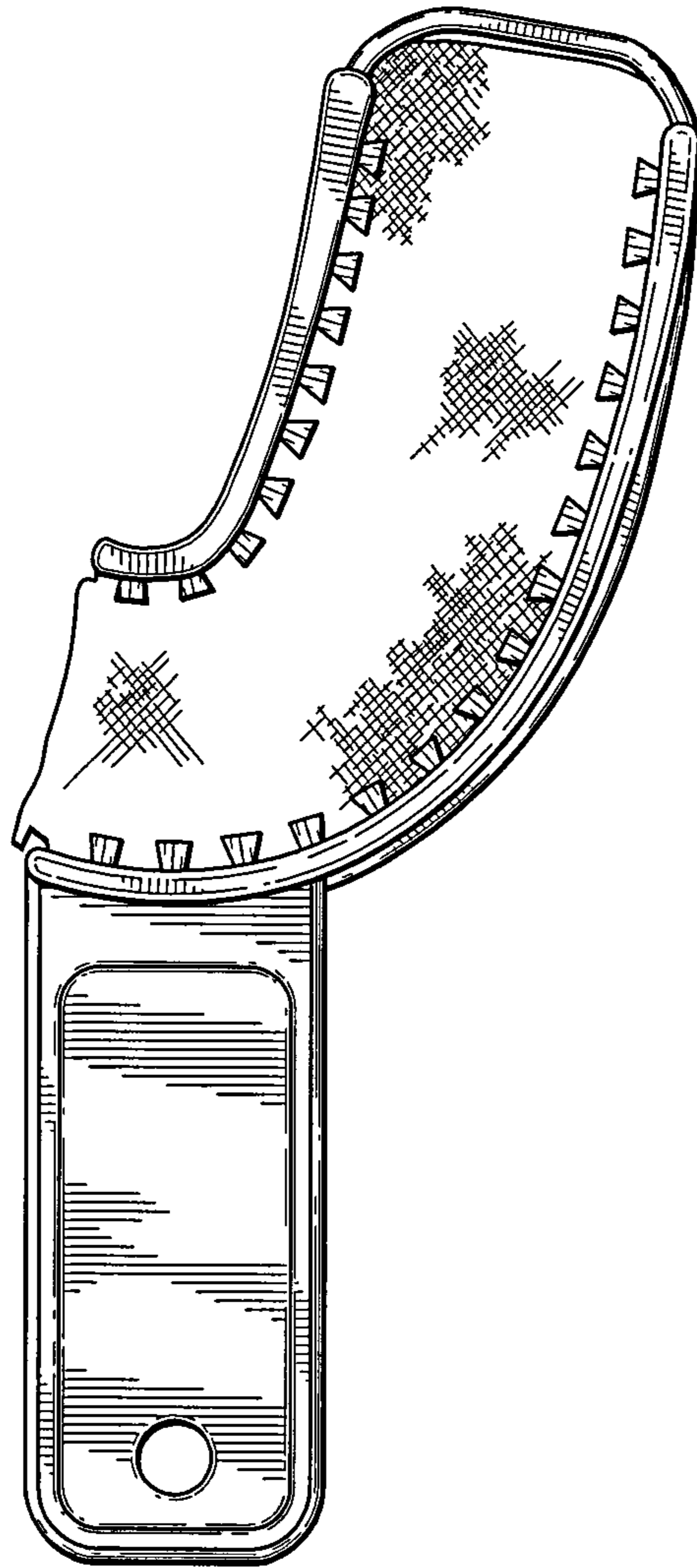


Fig. 2

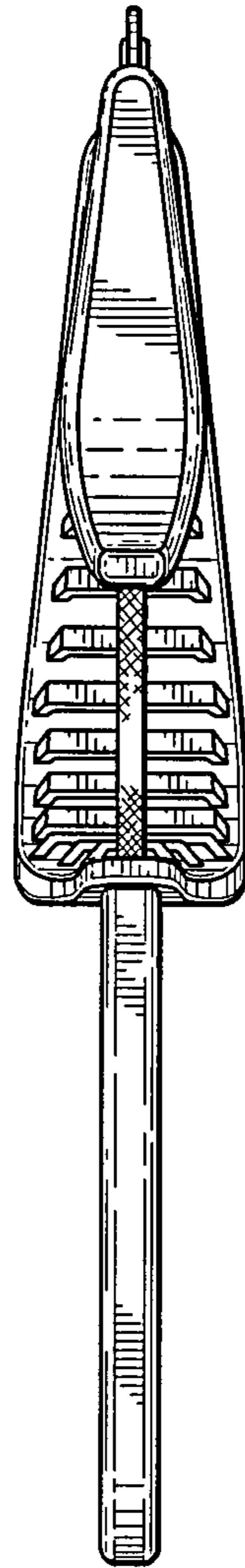


Fig. 3

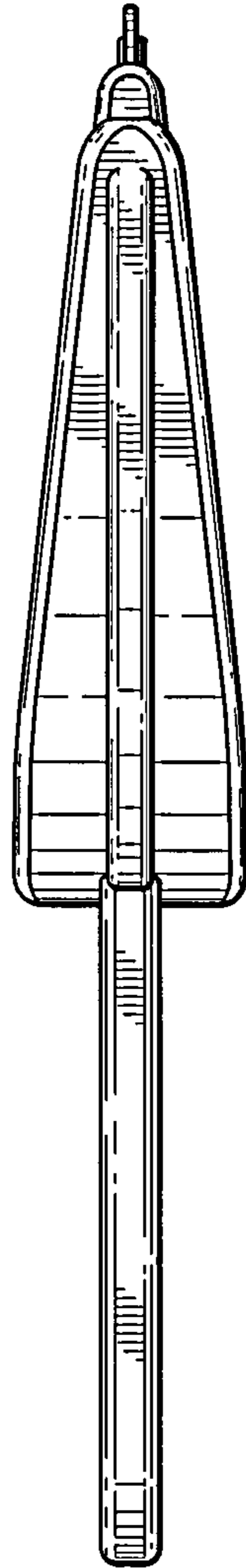


Fig. 4

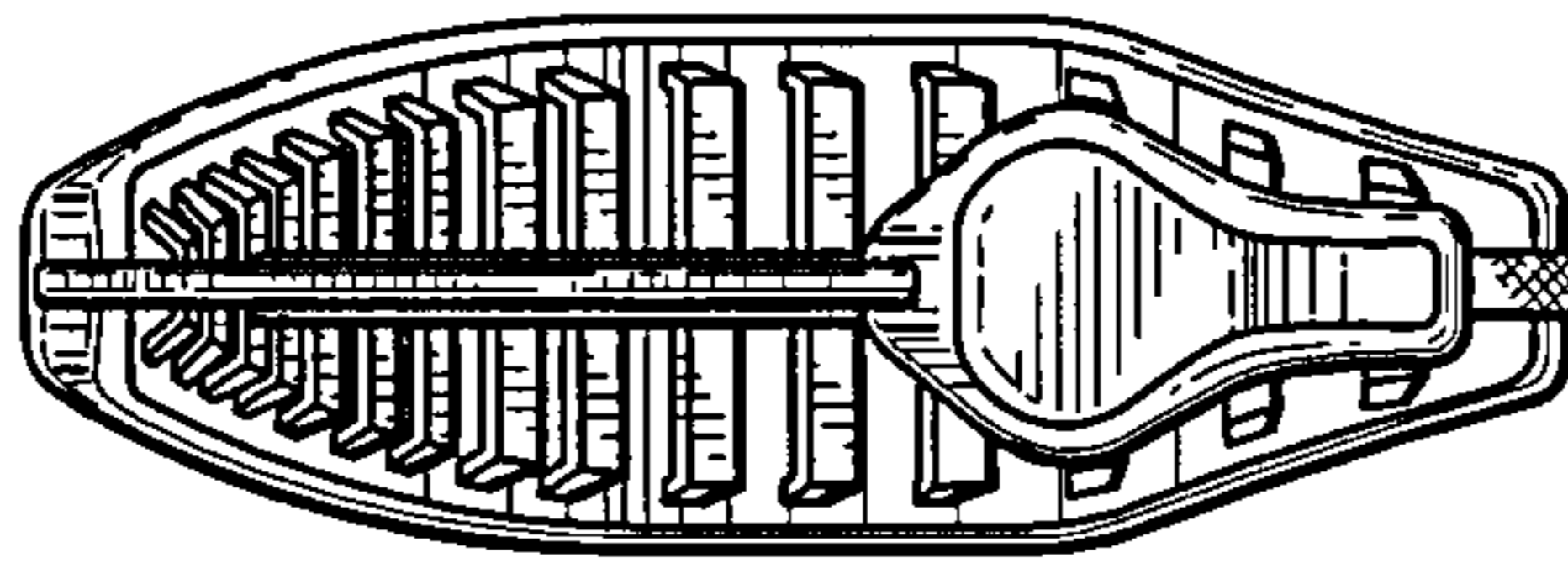


Fig. 5

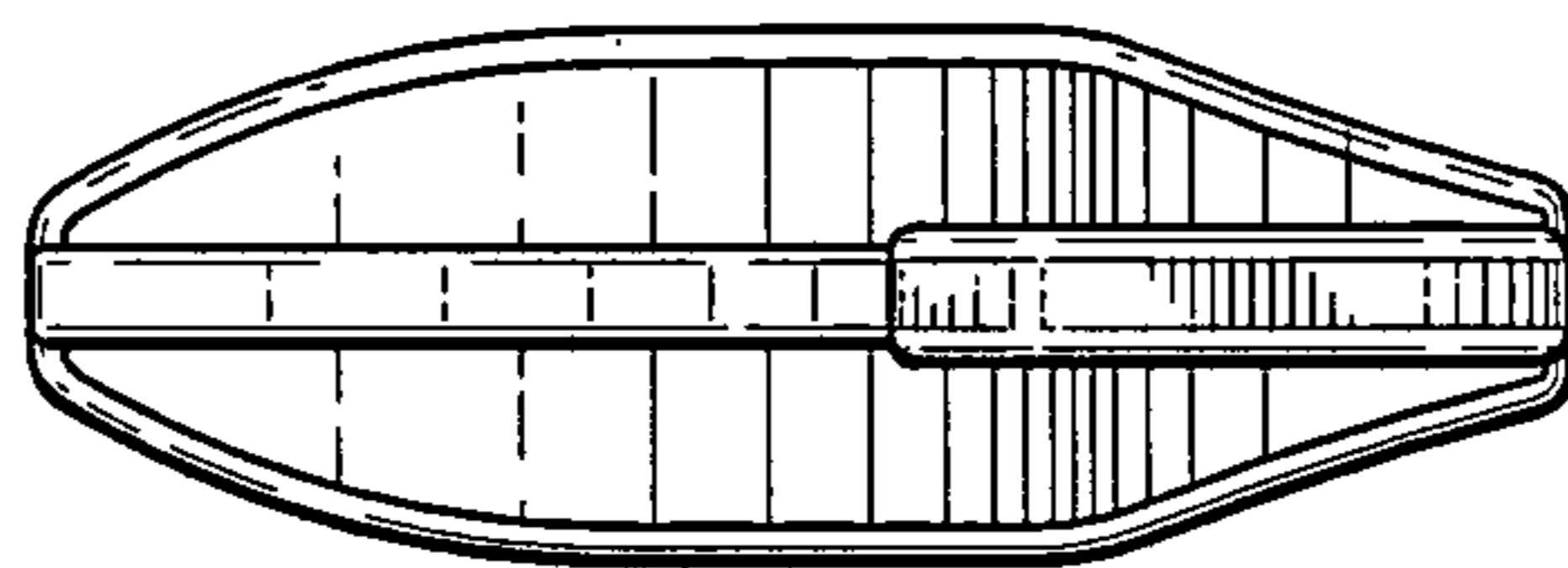


Fig. 6

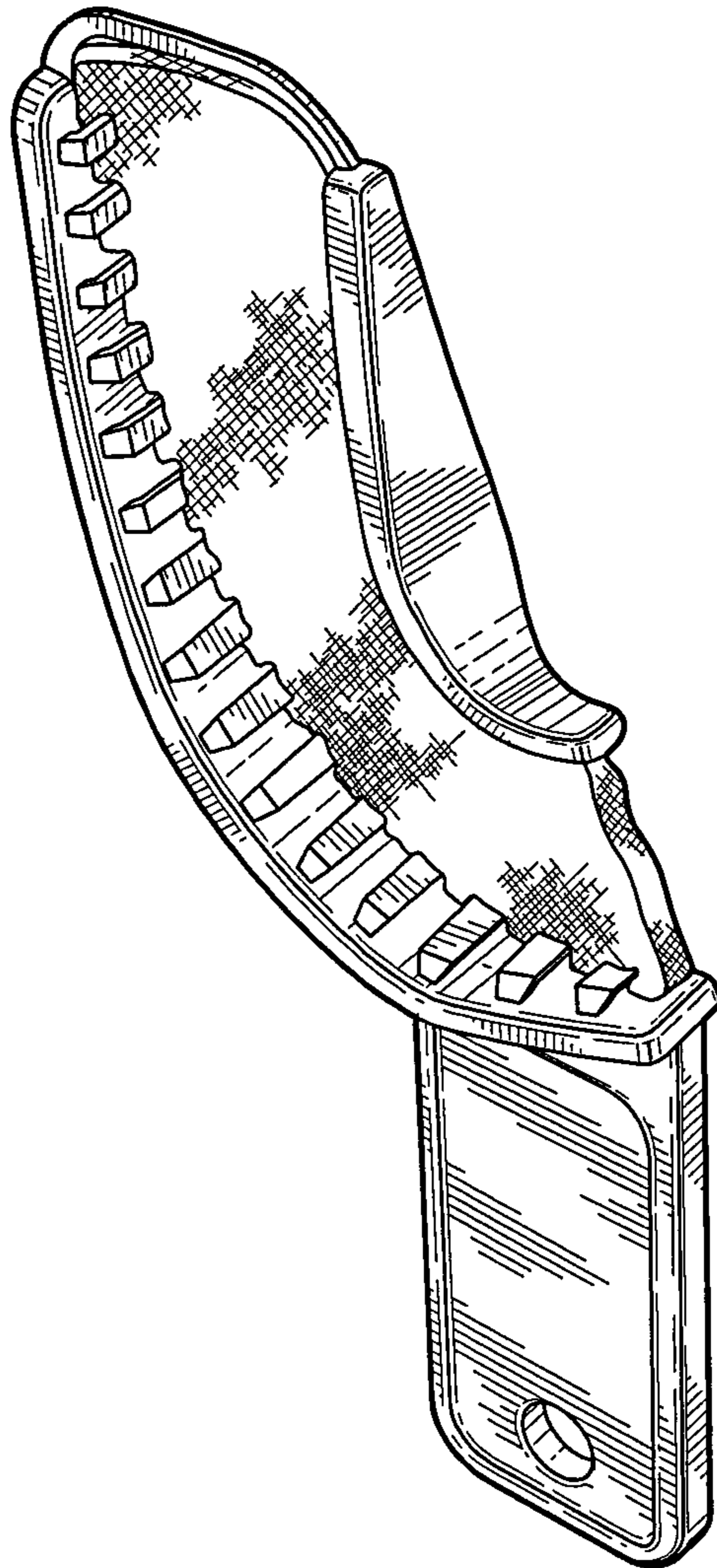


Fig. 7

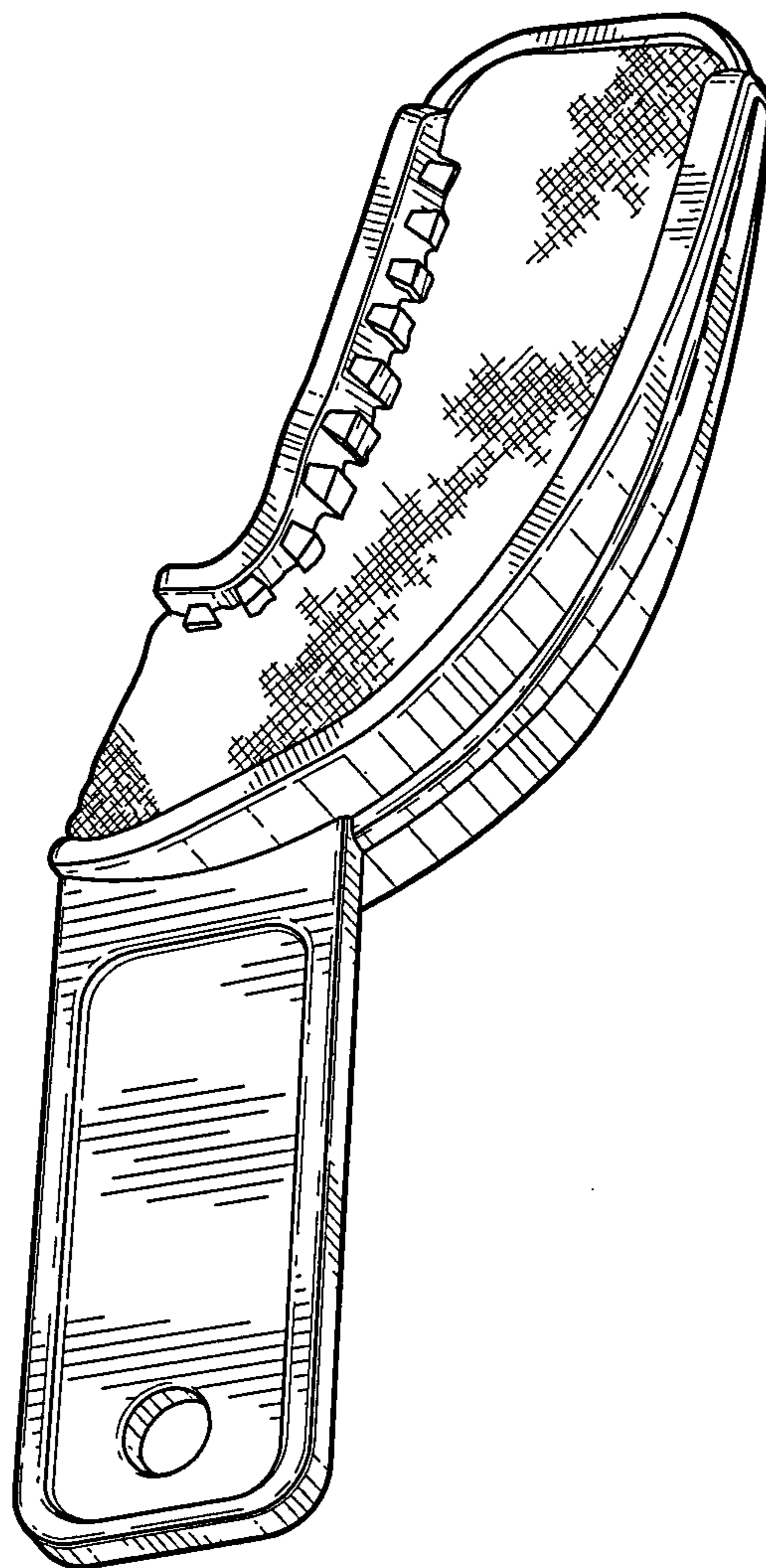


Fig. 8