

US00D726320S

(12) **United States Design Patent**
Jackson

(10) **Patent No.:** **US D726,320 S**

(45) **Date of Patent:** **** Apr. 7, 2015**

(54) **GLYCAEMIC ASSESSMENT TEST DEVICE**

(56) **References Cited**

(71) Applicant: **Smartsensor Telemed Limited**,
Abingdon, Oxfordshire (GB)

(72) Inventor: **James Jackson**, Cliddesden (GB)

(73) Assignee: **Smartsensor Telemed Limited**,
Abingdon, Oxfordshire (GB)

(**) Term: **14 Years**

(21) Appl. No.: **29/447,561**

(22) Filed: **Mar. 5, 2013**

(51) **LOC (10) Cl.** **24-01**

(52) **U.S. Cl.**
USPC **D24/169**

(58) **Field of Classification Search**
USPC D24/216, 223, 231, 232, 107, 169, 186;
D10/81; 600/309, 365, 368, 583, 584;
435/287.1, 287.2, 288.4, 810; 422/55,
422/56, 57, 58

See application file for complete search history.

U.S. PATENT DOCUMENTS

D598,126	S *	8/2009	Alvarez-Icaza et al.	D24/225
7,901,875	B2 *	3/2011	Stiene	435/4
7,947,490	B2 *	5/2011	Jackson	435/287.2
8,196,374	B2 *	6/2012	Chan et al.	53/426
D663,223	S *	7/2012	Wang	D10/81
2006/0030789	A1 *	2/2006	Allen	600/583
2006/0079810	A1 *	4/2006	Patel et al.	600/583
2008/0053222	A1 *	3/2008	Ehrensvarid et al.	73/431
2010/0240079	A1 *	9/2010	Jackson	435/14
2013/0050459	A1 *	2/2013	Fan et al.	348/77

* cited by examiner

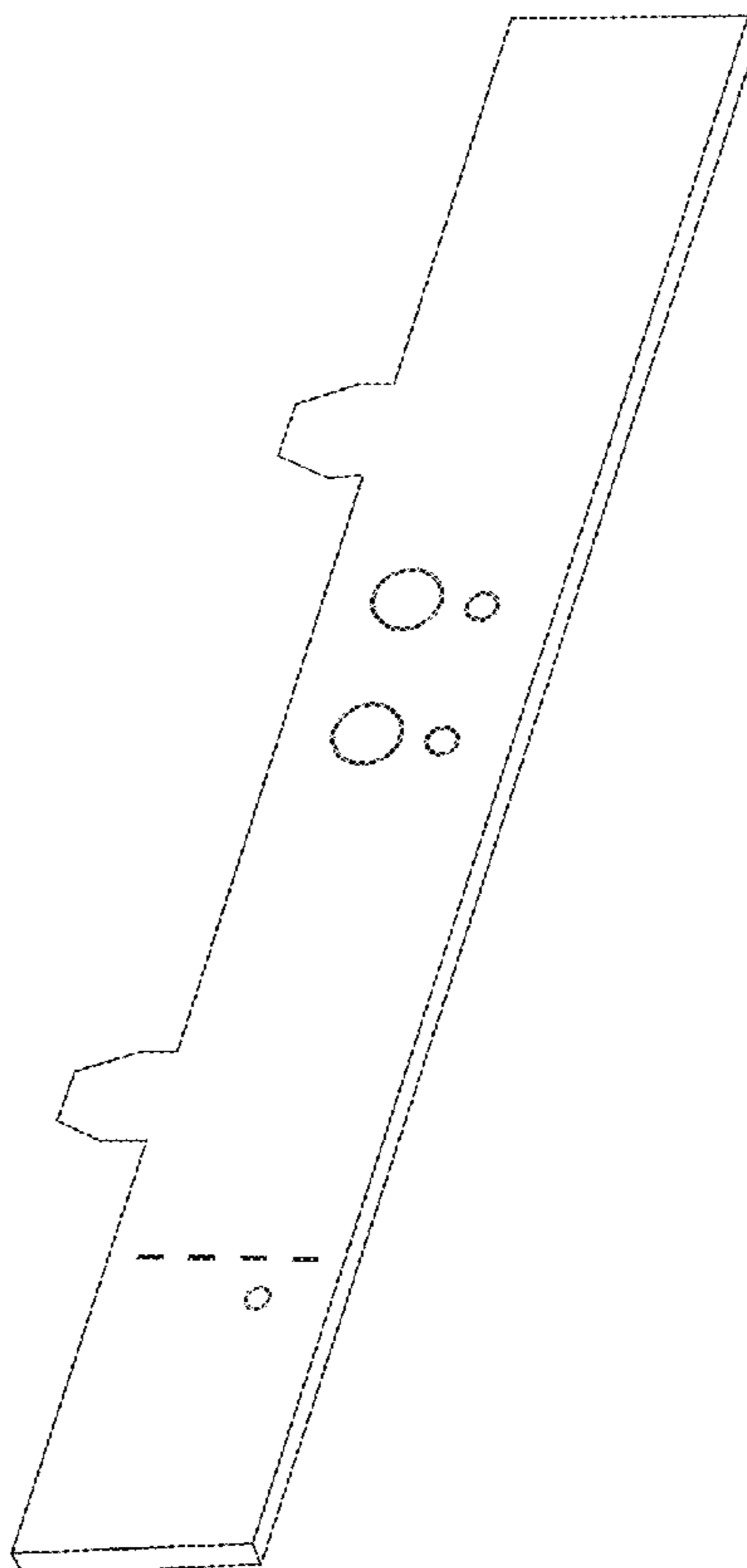
Primary Examiner — Anhdao Doan

(57) **CLAIM**
The ornamental design for a glycaemic assessment test device, as shown and described.

DESCRIPTION

FIG. 1 is a front view of a glycaemic assessment test device showing my new design;
FIG. 2 is a perspective view thereof;
FIG. 3 is a left side view thereof; and,
FIG. 4 is a rear view thereof.
The dashed lines shown in FIGS. 1 and 2 represent perforation lines or a surface treatment resembling perforation.

1 Claim, 2 Drawing Sheets



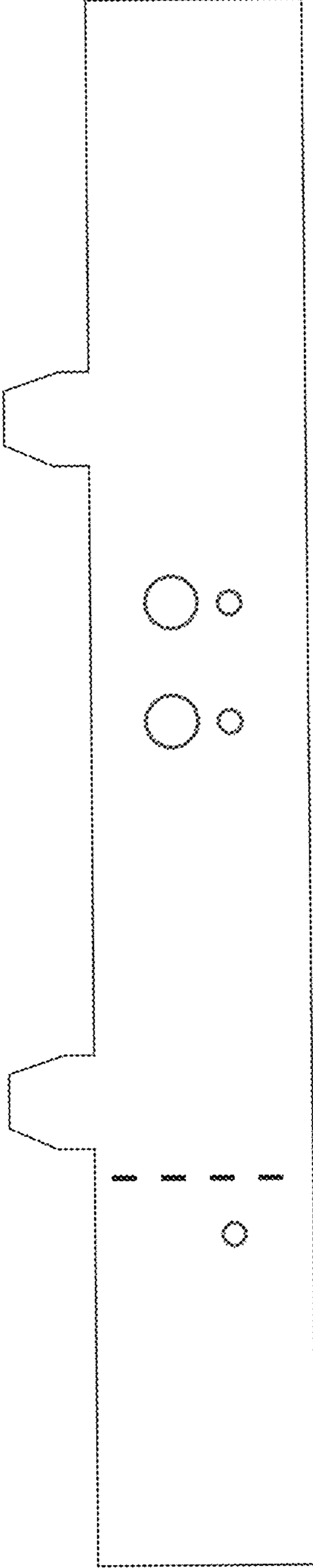


FIG. 1

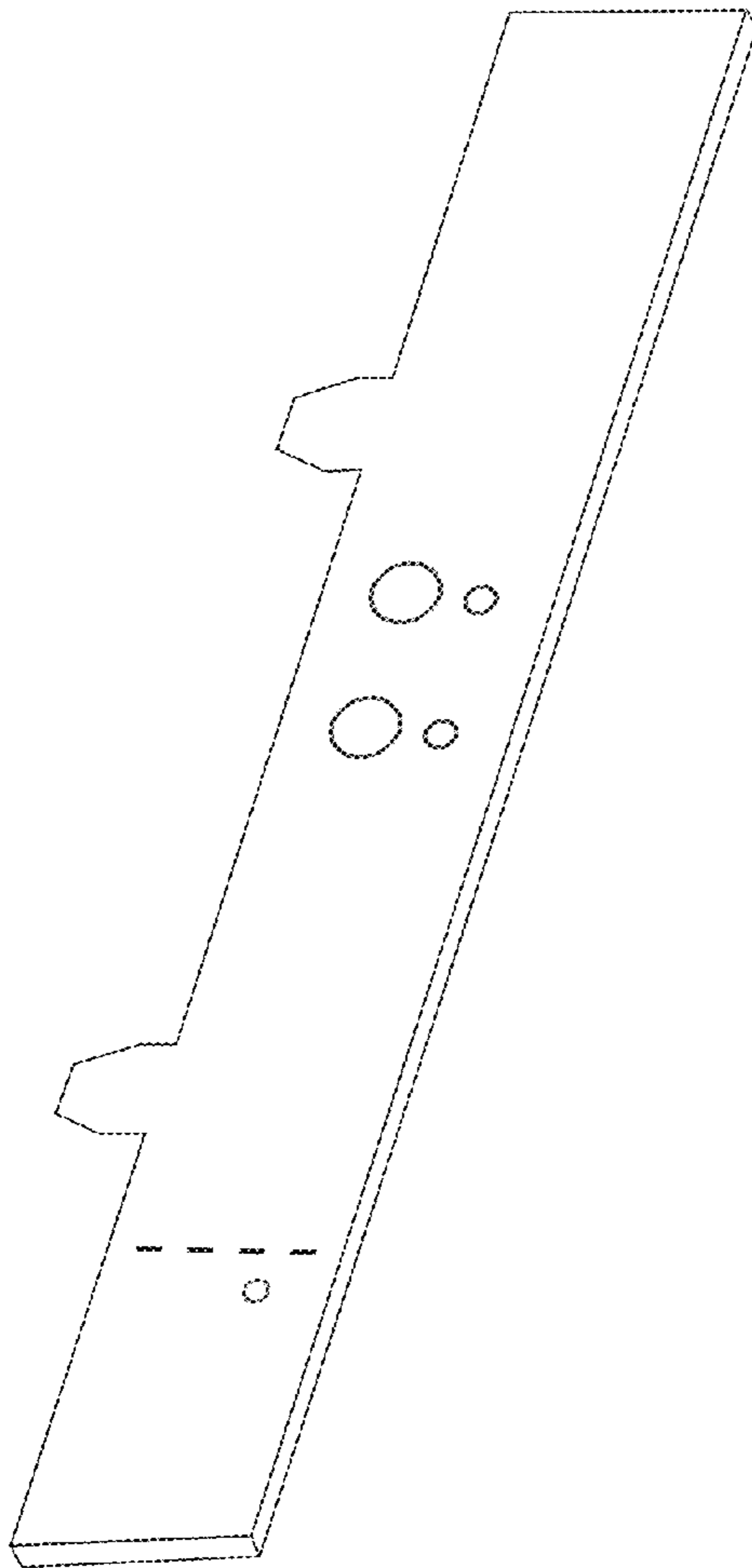


FIG. 2



FIG. 3




FIG. 4