



US00D726301S

(12) **United States Design Patent**
Sigel

(10) **Patent No.:** **US D726,301 S**

(45) **Date of Patent:** **** Apr. 7, 2015**

(54) **CONDOM**

(76) Inventor: **Daniel Sigel**, Bakersfield, CA (US)

(**) Term: **14 Years**

(21) Appl. No.: **29/423,985**

(22) Filed: **Jun. 6, 2012**

(51) **LOC (10) Cl.** **28-01**

(52) **U.S. Cl.**

CPC **A61F 6/04** (2013.01)

USPC **D24/105**

(58) **Field of Classification Search**

CPC A61F 6/00–2006/049

USPC D24/105, 106, 211–215; D21/440;

D8/308; 128/844, 918; 600/38;

604/349

See application file for complete search history.

(56) **References Cited**

U.S. PATENT DOCUMENTS

5,577,514 A * 11/1996 Zimmerman 128/844

D395,081 S * 6/1998 Bowden D24/105

D434,138 S * 11/2000 DeVries D24/105

D439,969 S * 4/2001 Strauss et al. D24/105

7,086,403 B2 * 8/2006 Harrison et al. 128/844

7,434,581 B1 * 10/2008 Reddy et al. 128/844

D599,475 S * 9/2009 Osterberg D24/105

D603,041 S * 10/2009 Garg D24/105

D616,086 S * 5/2010 Barbagiovanni D24/105

8,025,062 B2 * 9/2011 Osterberg 128/844

D707,810 S * 6/2014 Nguyen et al. D24/105

* cited by examiner

Primary Examiner — Richard E Chilcot

(74) *Attorney, Agent, or Firm* — QuickPatents; Kevin Prince

(57) **CLAIM**

I claim the ornamental design for a condom, as shown and described.

DESCRIPTION

FIG. 1 is a perspective view of a condom, showing my new design;

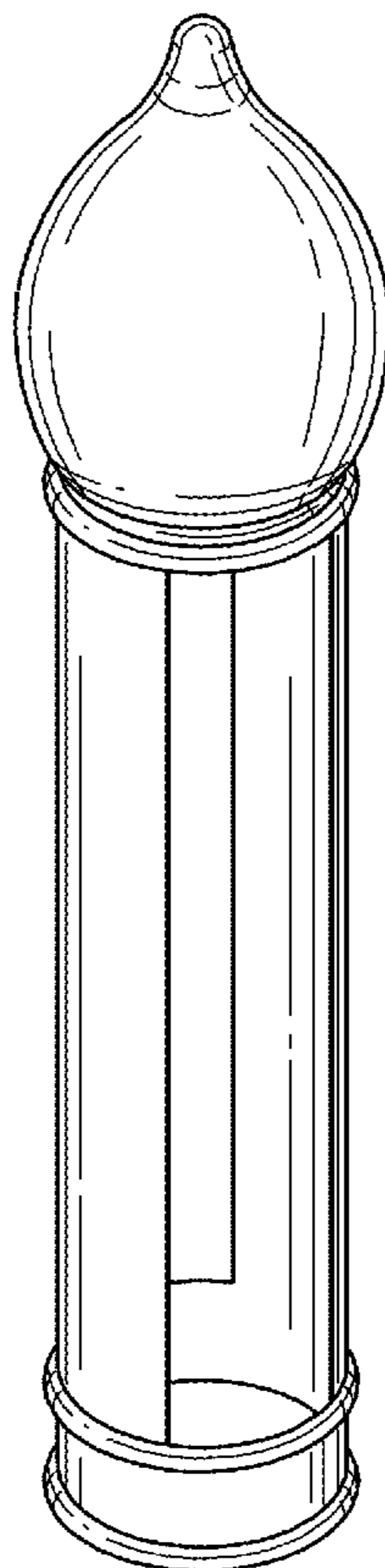
FIG. 2 is a top plan view thereof, the bottom plan view being a mirror image thereof;

FIG. 3 is a left-side elevational view thereof, the right-side elevational view being a mirror image thereof;

FIG. 4 is a front elevational view thereof; and,

FIG. 5 is a rear elevational view thereof.

1 Claim, 2 Drawing Sheets



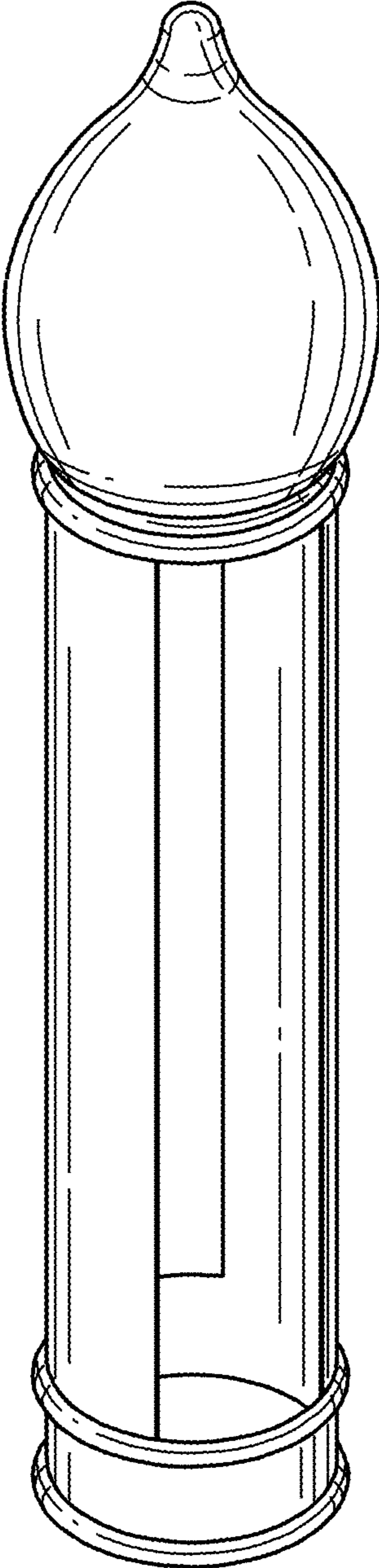


FIG. 1

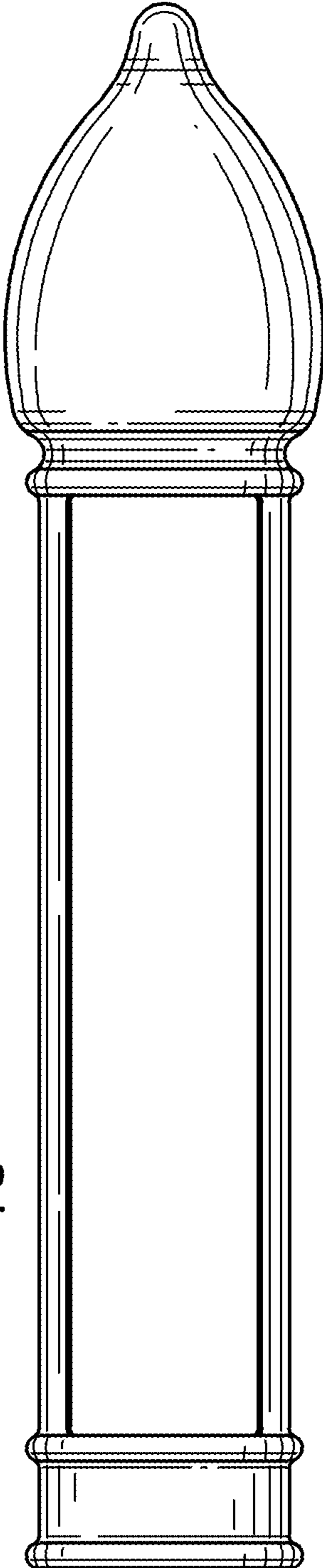


FIG. 2

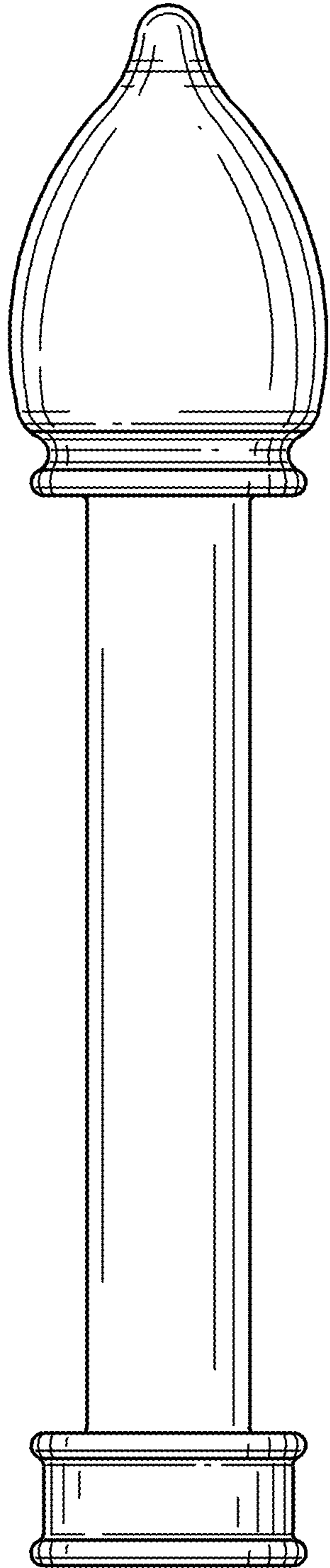


FIG. 3

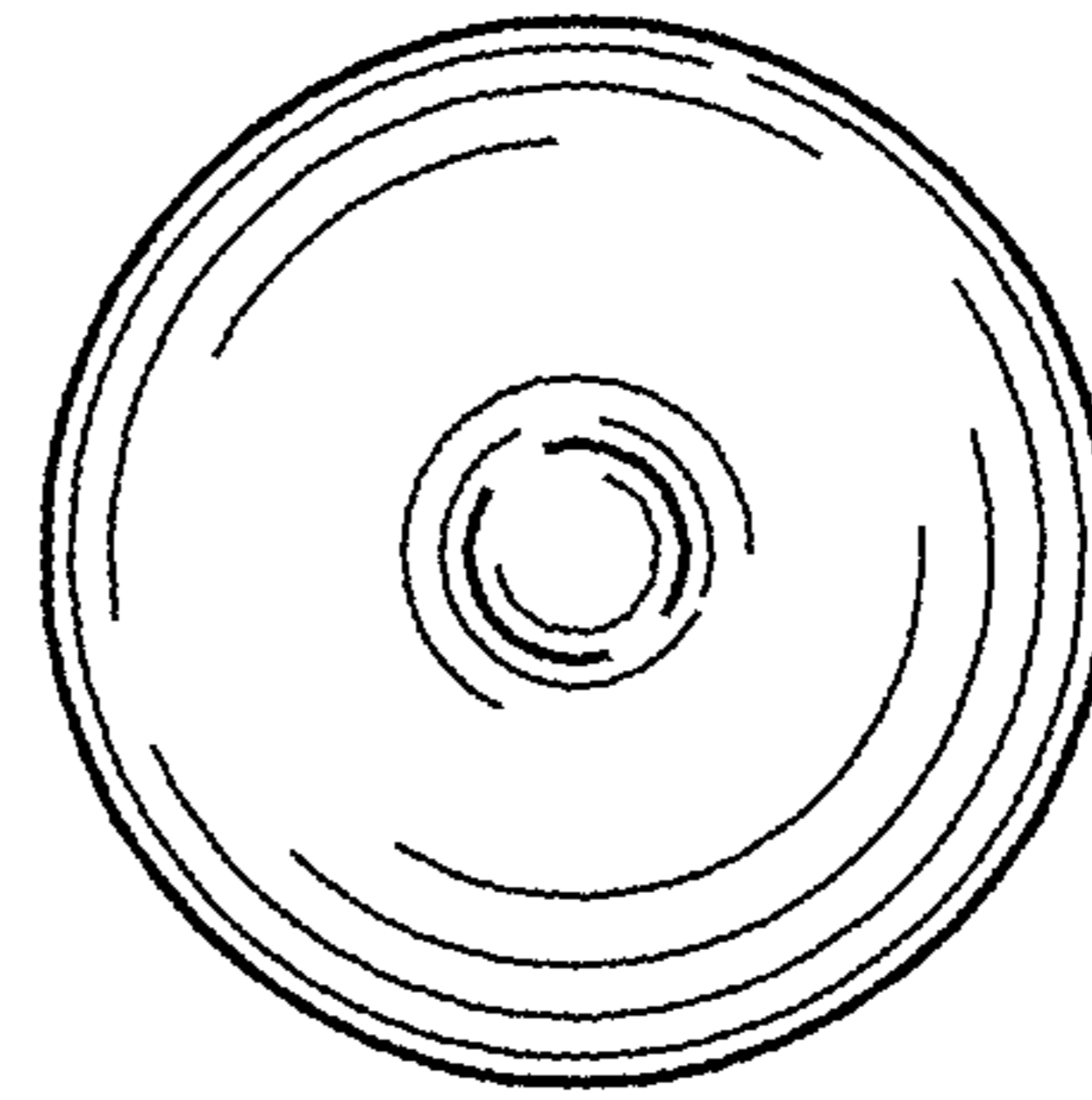


FIG. 4

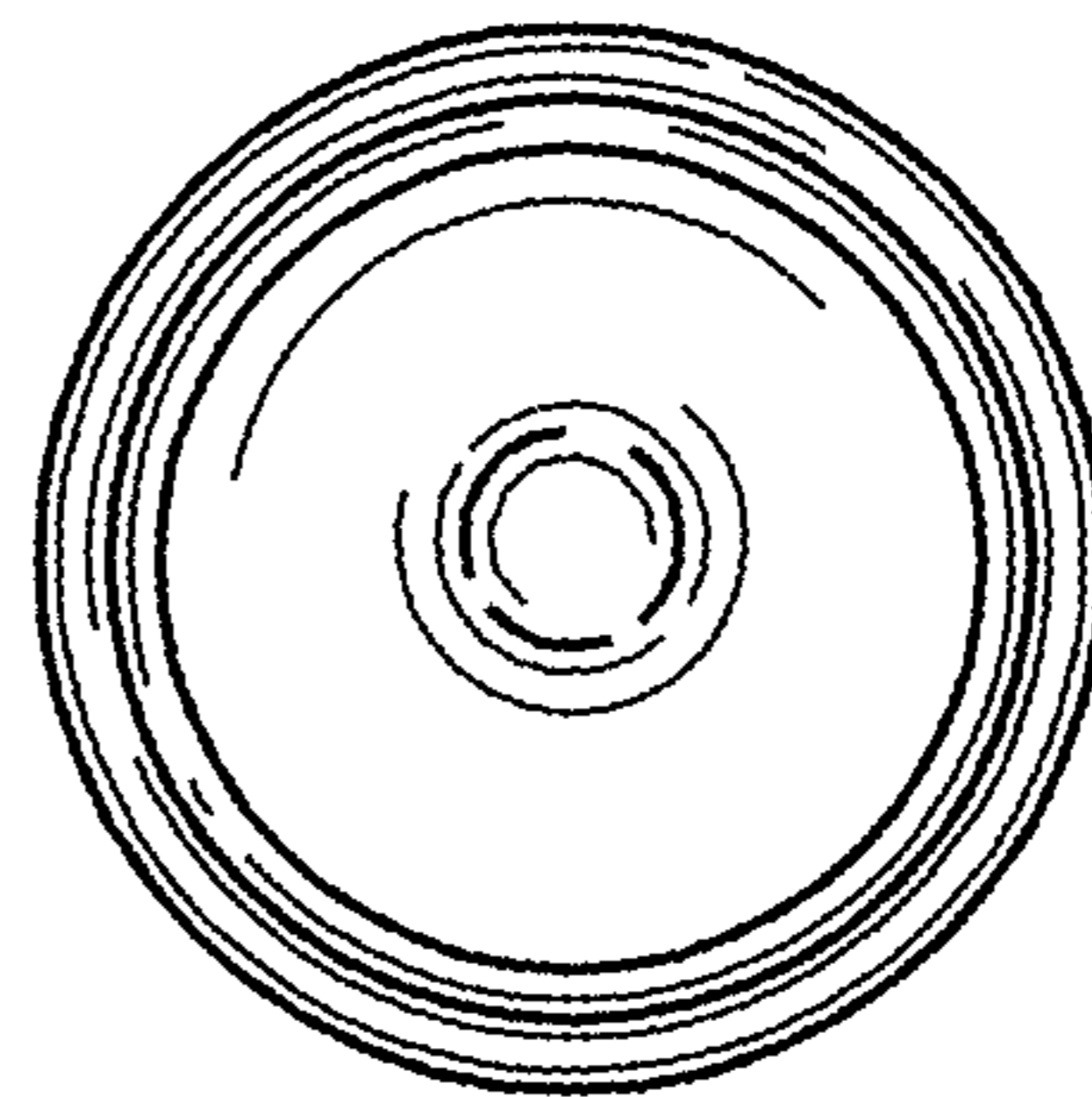


FIG. 5