



US00D726286S

(12) **United States Design Patent**
Zeyfang et al.

(10) **Patent No.:** **US D726,286 S**
(45) **Date of Patent:** **** Apr. 7, 2015**

(54) **PLUG FOR A HAMMER UNION**
(75) Inventors: **Frederick W. Zeyfang**, Erie, PA (US);
Cory Michael Sierant, Newfane, NY (US)
(73) Assignee: **Protective Industries, Inc.**, Buffalo, NY (US)

D344,242 S 2/1994 Weise et al.
5,645,099 A * 7/1997 Eaton et al. 137/15.08
6,367,508 B1 4/2002 Richards et al.
D491,062 S * 6/2004 Hoff D9/435
D539,005 S * 3/2007 Baughman D34/39
7,281,546 B2 10/2007 Goodson et al.
D564,879 S * 3/2008 Baughman D9/454
D583,235 S * 12/2008 Baughman D9/452

(Continued)

(**) Term: **14 Years**

OTHER PUBLICATIONS

(21) Appl. No.: **29/421,680**

Hammer Union Plug, Hammer Union Protection, Caplugs.com, Searched Aug. 7, 2014, http://www.caplugs.com/productdetails.aspx?id=1000047&itemno=HU+SERIES.*

(22) Filed: **Sep. 4, 2012**

(Continued)

(51) **LOC (10) Cl.** **23-01**

(52) **U.S. Cl.**
USPC **D23/260**

(58) **Field of Classification Search**
USPC D23/259, 260, 261, 262, 263, 264, 265,
D23/267; 138/82.2, 89.3, 90, 96 R, 96 T;
D12/197; 220/303; D21/386; D9/686,
D9/687, 688, 697, 705, 740, 505
See application file for complete search history.

Primary Examiner — Eric Goodman
Assistant Examiner — Steven Czyz

(74) *Attorney, Agent, or Firm* — Brian B. Shaw, Esq.; Harter Secrest & Emery LLP

(57) **CLAIM**

The ornamental design for a plug for a hammer union, as shown and described.

(56) **References Cited**

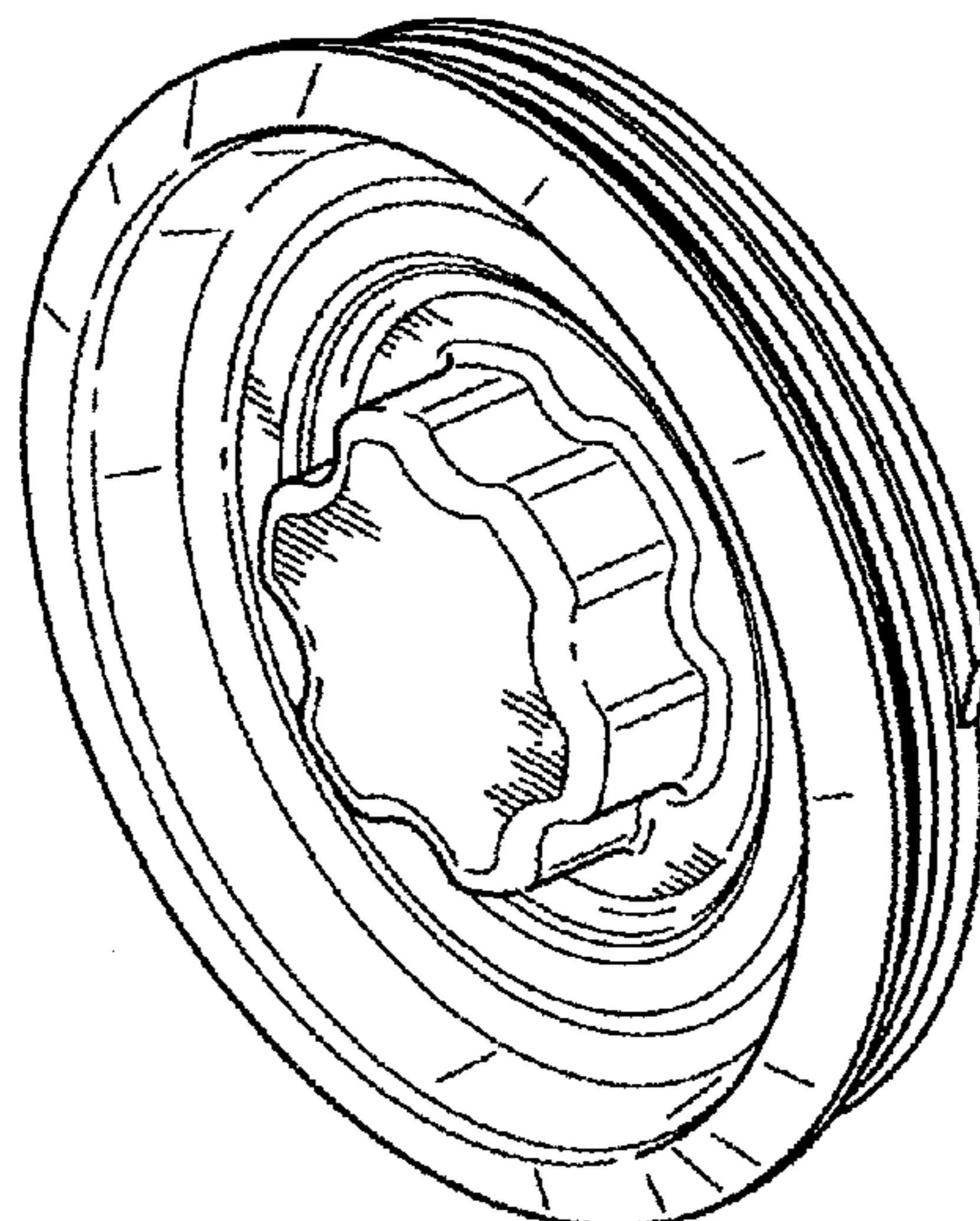
U.S. PATENT DOCUMENTS

1,247,391 A 11/1917 Gill
1,269,875 A 6/1918 Stafford
1,520,585 A * 12/1924 Lusson 220/203.23
2,627,877 A 2/1953 Phillips
2,702,565 A 2/1955 Moritz et al.
2,730,136 A 1/1956 Phillips
D188,087 S 5/1960 Rowell
2,977,993 A 4/1961 Scherer
4,139,023 A 2/1979 Turley
4,185,665 A 1/1980 Flimon
4,342,337 A 8/1982 Underwood
4,429,719 A 2/1984 Mosing
4,602,654 A * 7/1986 Stehling et al. 137/296

DESCRIPTION

FIG. 1 is a top perspective view of another embodiment of a plug for a hammer union showing my new design; FIG. 2 is a bottom perspective view of the design of FIG. 1; FIG. 3 is a top view of the design of FIG. 1; FIG. 4 is a bottom view of the design of FIG. 1; FIG. 5 is a side view of the design of FIG. 1; FIG. 6 is another side view of the design of FIG. 1; FIG. 7 is another side view of the design of FIG. 1; and, FIG. 8 is another side view of the design of FIG. 1.

1 Claim, 3 Drawing Sheets



(56)

References Cited

U.S. PATENT DOCUMENTS

D621,480 S * 8/2010 Campbell D23/260
D647,182 S * 10/2011 Gonzalez et al. D23/260
D664,632 S * 7/2012 Moe D23/260
D673,247 S * 12/2012 Eylon et al. D23/261
D677,763 S * 3/2013 Laera D23/260
D694,862 S * 12/2013 Patterson D23/260

D697,393 S * 1/2014 Sauer D8/382
D709,368 S * 7/2014 van de Klippe et al. D9/440
D709,369 S * 7/2014 van de Klippe et al. D9/440
2006/0278653 A1 12/2006 Zeyfang et al.
2010/0163131 A1 7/2010 Fehr et al.

OTHER PUBLICATIONS

Caplugs commercial plug for a hammer union Jul. 2011.

* cited by examiner

FIG. 1

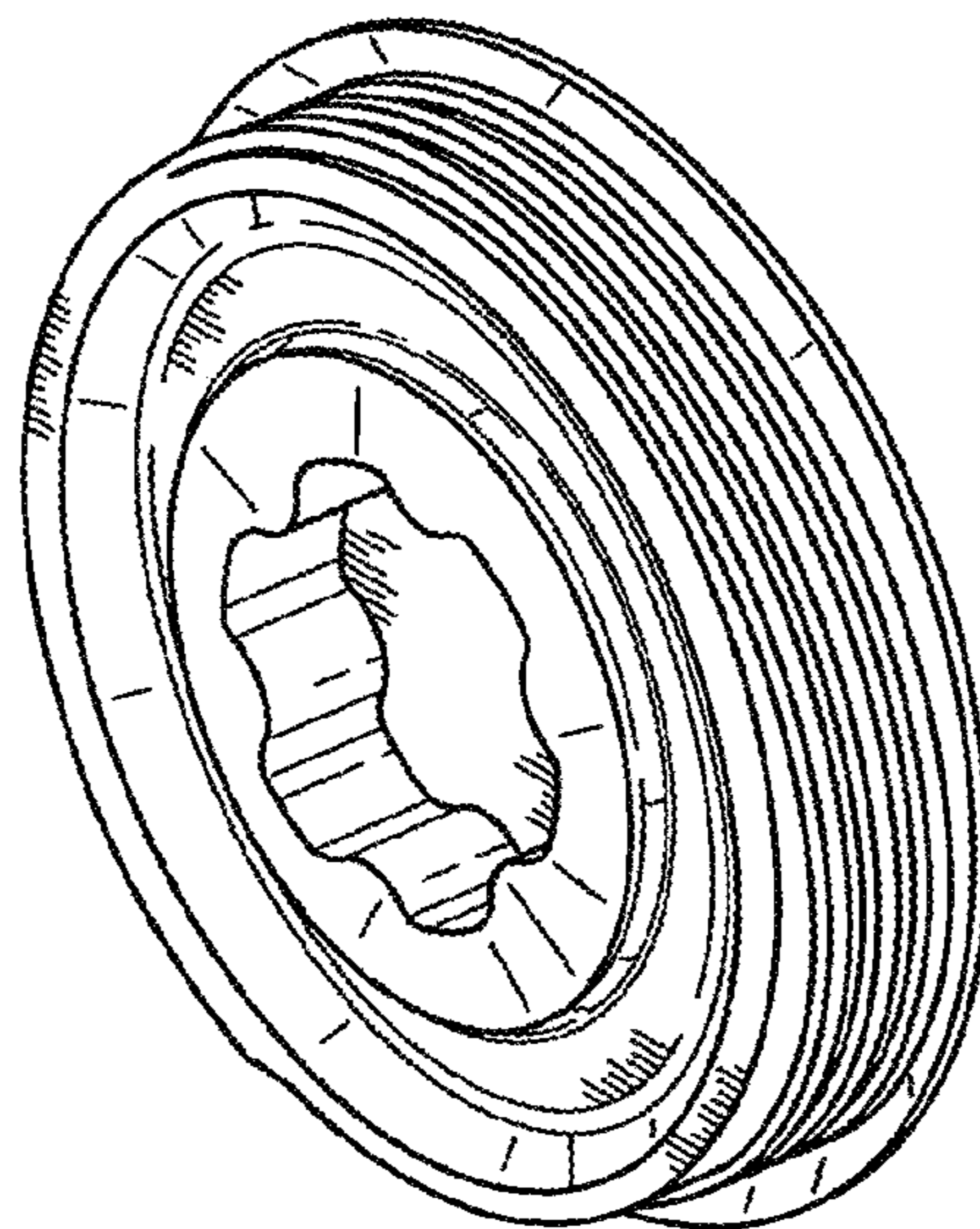
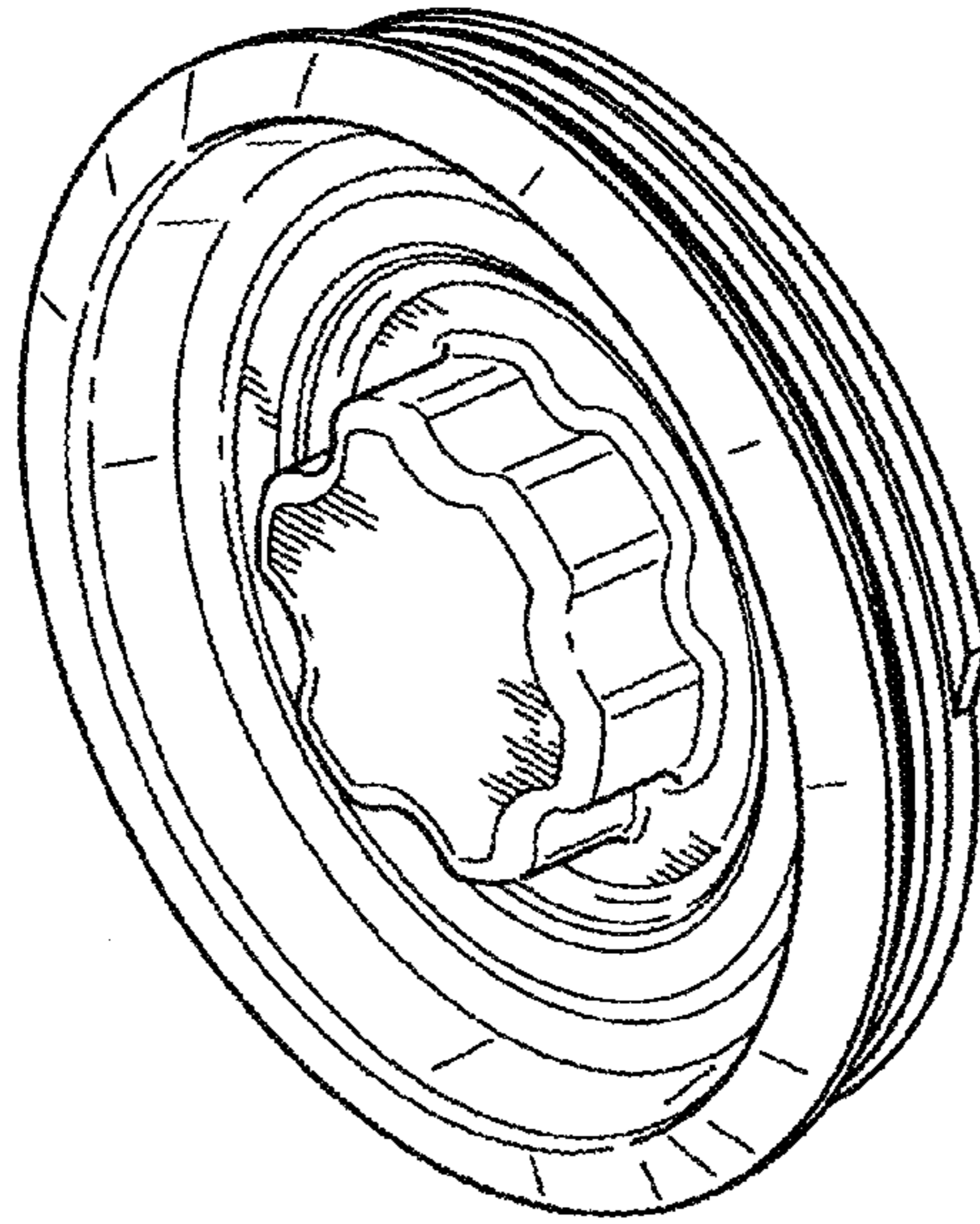


FIG. 2

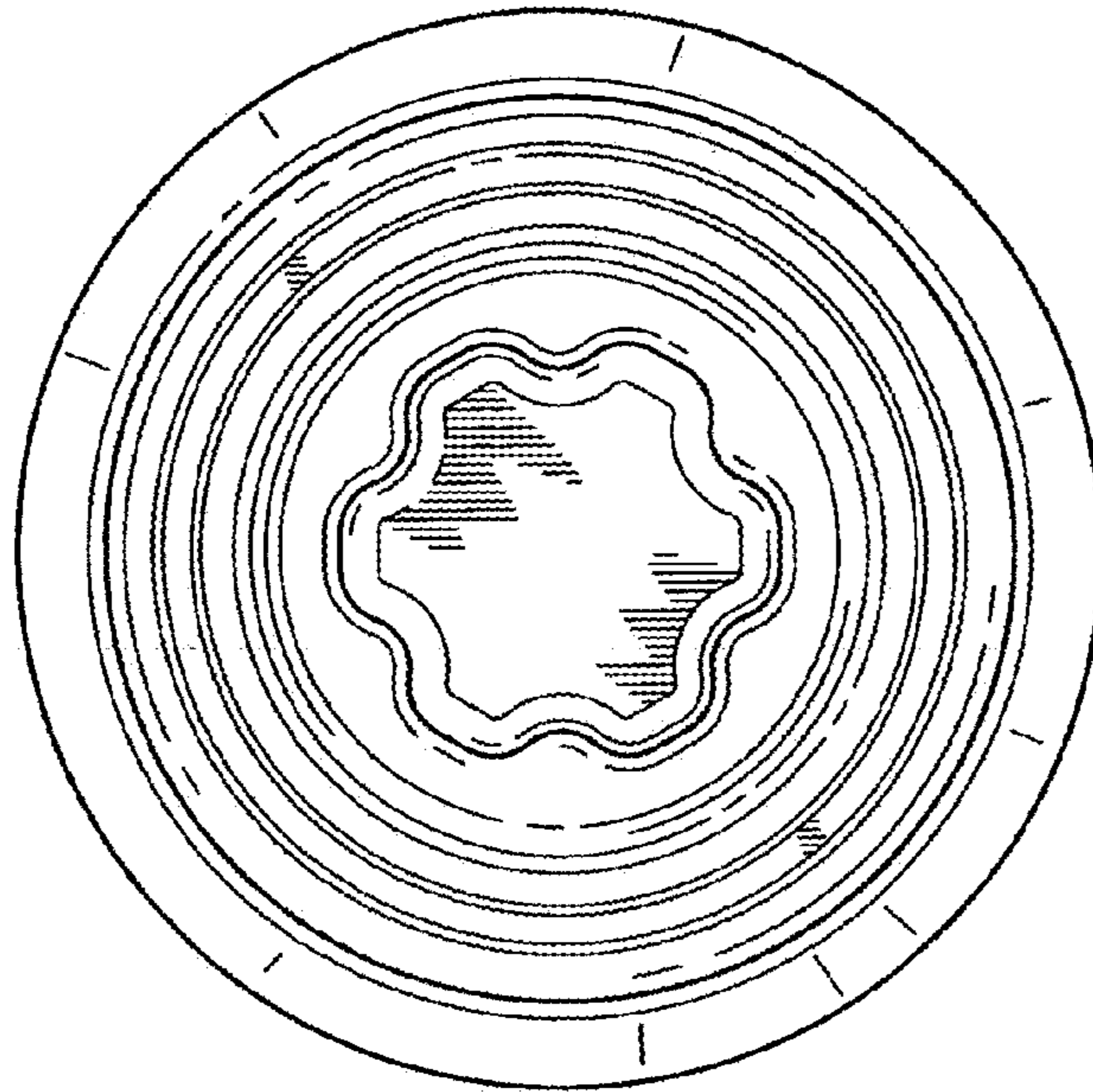


FIG. 3

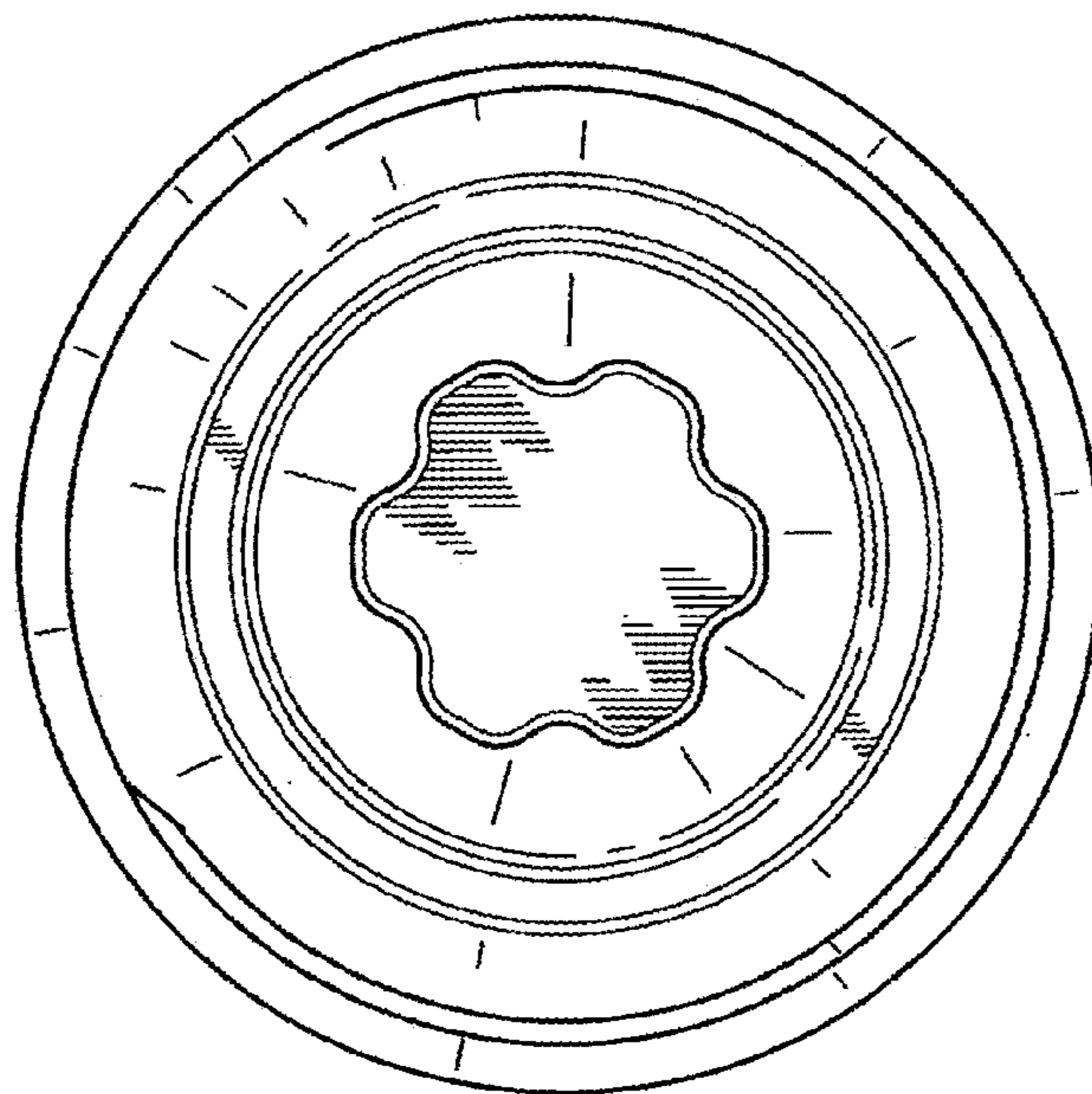


FIG. 4

FIG. 5




FIG. 6




FIG. 7




FIG. 8

