



US00D726267S

(12) **United States Design Patent**  
**Bacon et al.**

(10) **Patent No.:** **US D726,267 S**  
(45) **Date of Patent:** **\*\* Apr. 7, 2015**

- (54) **GOLF CLUB GRIP**
- (71) Applicant: **Karsten Manufacturing Corporation**,  
Phoenix, AZ (US)
- (72) Inventors: **Cory S. Bacon**, Scottsdale, AZ (US);  
**Martin R. Jertson**, Phoenix, AZ (US);  
**Matthew W. Simone**, Phoenix, AZ (US)
- (73) Assignee: **Karsten Manufacturing Corporation**,  
Phoenix, AZ (US)
- (\*\*) Term: **14 Years**
- (21) Appl. No.: **29/481,763**
- (22) Filed: **Feb. 10, 2014**
- (51) **LOC (10) Cl.** ..... **21-05**
- (52) **U.S. Cl.**  
USPC ..... **D21/756**
- (58) **Field of Classification Search**  
USPC ..... **D21/756-758; 473/300-303, 201-204**  
See application file for complete search history.

D494,650 S *	8/2004	Petersen et al.	.....	D21/756
D512,758 S	12/2005	Tuerschmann		
D524,390 S	7/2006	Tuerschmann		
D534,603 S	1/2007	Norton		
D534,604 S	1/2007	Norton		
D534,605 S	1/2007	Norton		
D536,048 S *	1/2007	Chen	.....	D21/756
D545,388 S	6/2007	Chen		
D548,808 S	8/2007	Chen		
D556,847 S	12/2007	DeVaney		
D576,240 S	9/2008	Chen		
D576,241 S	9/2008	Chen		
D581,001 S	11/2008	Chen		
D581,002 S	11/2008	Chen		
D588,218 S	3/2009	Chen		
D590,465 S	4/2009	Chen		
D593,172 S *	5/2009	Gill et al.	.....	D21/756
D599,871 S *	9/2009	Jertson et al.	.....	D21/756
D616,516 S	5/2010	Chen		
D631,118 S	1/2011	Chen		
D634,803 S	3/2011	Chen		
D657,432 S *	4/2012	Gill	.....	D21/756
D658,247 S *	4/2012	Button	.....	D21/756
D664,223 S *	7/2012	Lamkin et al.	.....	D21/756
D664,224 S *	7/2012	Lamkin et al.	.....	D21/756
D675,271 S *	1/2013	Solheim et al.	.....	D21/756

\* cited by examiner

*Primary Examiner* — Mitchell Siegel

(56) **References Cited**

U.S. PATENT DOCUMENTS

2,446,622 A *	8/1948	Turner	.....	D21/756
D254,926 S *	5/1980	Solheim	.....	D21/756
D281,991 S *	12/1985	Solheim	.....	D21/756
D287,527 S	12/1986	Solheim		
D290,730 S *	7/1987	Solheim	.....	D21/756
D315,006 S *	2/1991	Solheim	.....	D21/756
5,087,042 A *	2/1992	Solheim	.....	473/303
D333,333 S *	2/1993	Solheim	.....	D21/756
D345,192 S	3/1994	Solheim		
D357,295 S	4/1995	Solheim		
D362,891 S	10/1995	Solheim		
D391,330 S	2/1998	Solheim		
D414,233 S *	9/1999	Anderson	.....	D21/756
D431,851 S	10/2000	Anderson		


(57) **CLAIM**

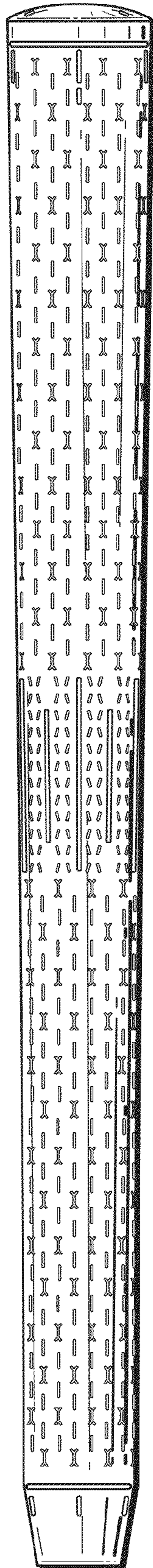
The ornamental design for a golf club grip, as shown and described.

**DESCRIPTION**

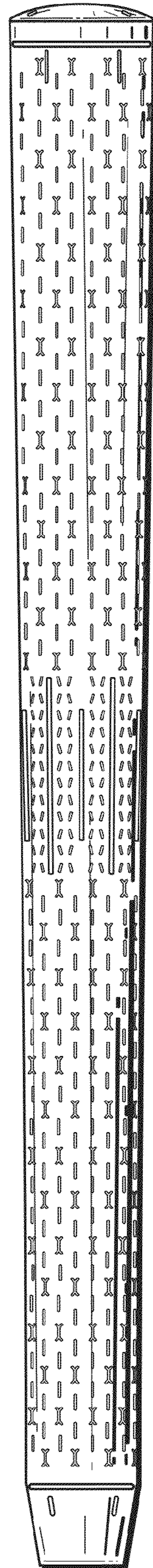
FIG. 1 is a front elevational view of a golf club grip;  
FIG. 2 is a rear elevational view of the golf club grip of FIG. 1;  
FIG. 3 is a top view of the golf club grip of FIG. 1; and,  
FIG. 4 is a bottom view of the golf club grip of FIG. 1.

**1 Claim, 2 Drawing Sheets**

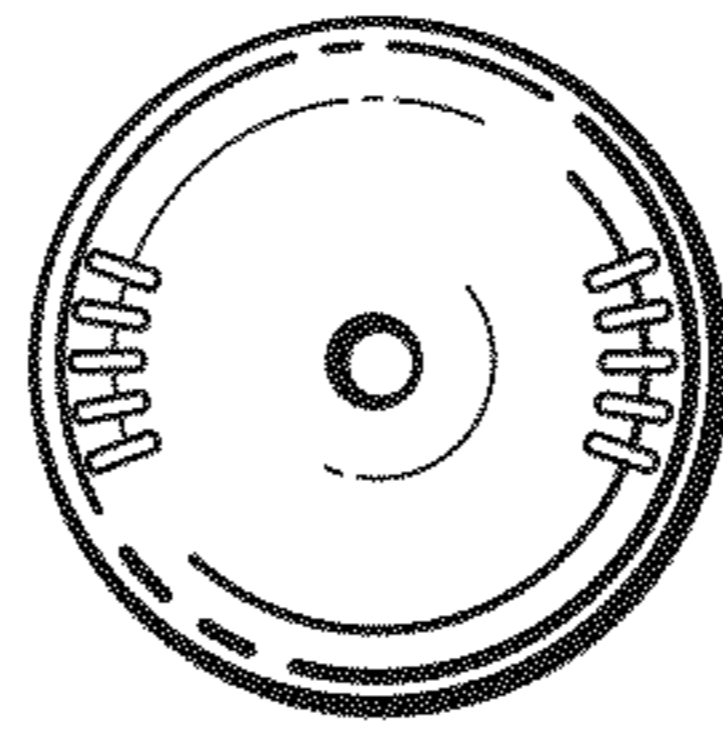




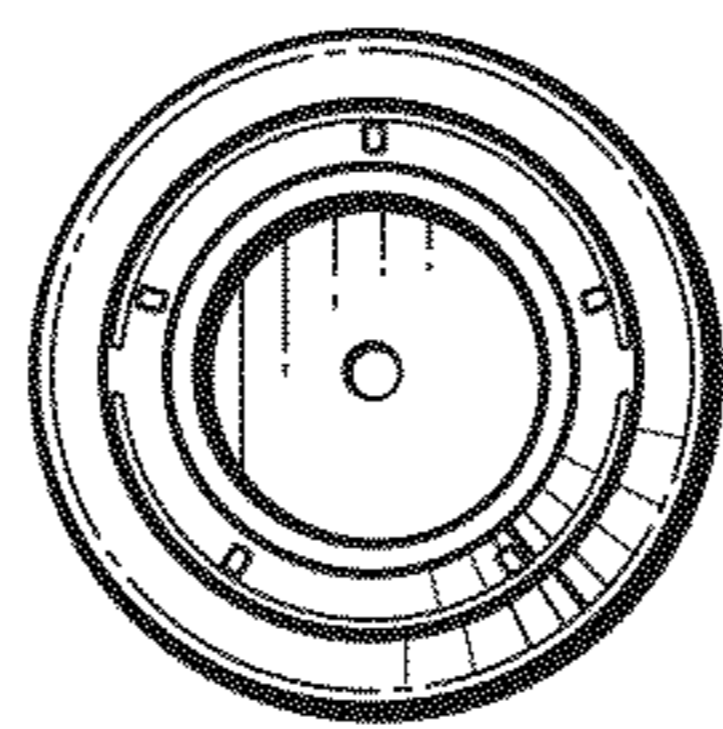
*Fig. 1*



*Fig. 2*



*Fig.3*



*Fig.4*