



US00D726266S

(12) **United States Design Patent**
Delfortrie et al.

(10) **Patent No.:** **US D726,266 S**
(45) **Date of Patent:** **** Apr. 7, 2015**

(54) **GOLF CLUB GRIP**

(71) Applicant: **Corqe B.V.**, Den Dolder (NL)

(72) Inventors: **Dirk Jeroen Delfortrie**, Santo Estevao (PT); **Joachim Hendrik Delfortrie**, Santo Estevao (PT)

(73) Assignee: **Corqe B.V.**, Den Dolder (NL)

(**) Term: **14 Years**

(21) Appl. No.: **29/480,034**

(22) Filed: **Jan. 22, 2014**

(51) **LOC (10) Cl.** **21-02**

(52) **U.S. Cl.**
USPC **D21/756**

(58) **Field of Classification Search**
USPC D21/756-758; 473/201-204, 300-303
See application file for complete search history.

(56) **References Cited**

U.S. PATENT DOCUMENTS

D383,821	S	*	9/1997	Wood	D21/756
D605,241	S	*	12/2009	Ferris	D21/756
D654,973	S	*	2/2012	Marshall	D21/756
D658,247	S	*	4/2012	Button	D21/756

8,334,337	B2	12/2012	Lamkin	
D676,910	S	*	2/2013	Button et al. D21/756
8,541,497	B2	9/2013	Lamkin	
8,590,205	B2	11/2013	Huang	
D695,372	S	*	12/2013	Button et al. D21/756
D701,275	S	*	3/2014	Button et al. D21/756
2011/0207546	A1	8/2011	Vitorino	

* cited by examiner

Primary Examiner — Mitchell Siegel

(74) *Attorney, Agent, or Firm* — Fish & Ricardson P.C.

(57) **CLAIM**

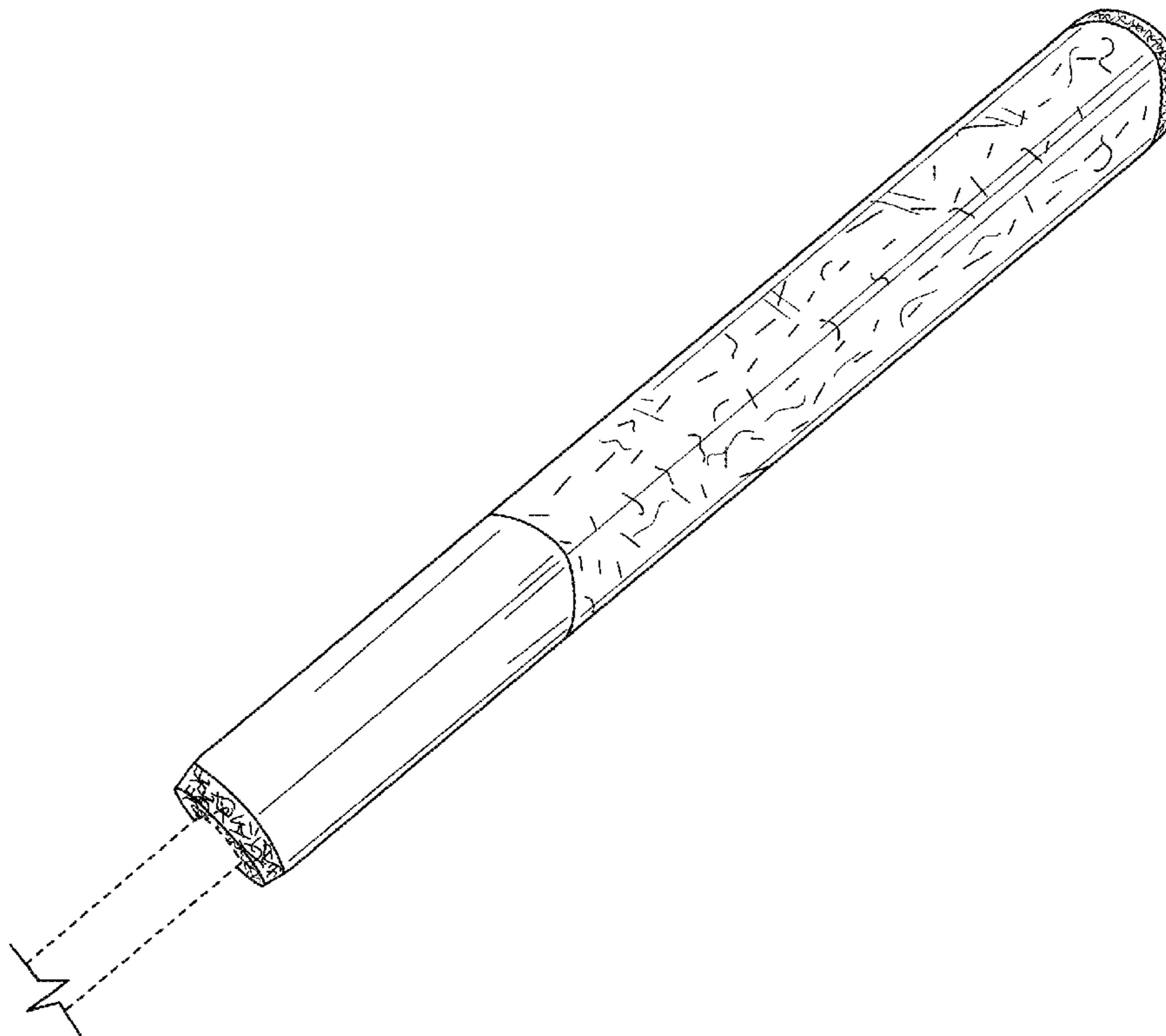
The ornamental design for a golf club grip, substantially as shown and described.

DESCRIPTION

FIG. 1 is an isometric view of the invention, in which an EVA material is fused with a portion of a cork putter grip.
FIG. 2 is a front view of the invention.
FIG. 3 is a rear view of the invention.
FIG. 4 is a left view of the invention.
FIG. 5 is a right view of the invention.
FIG. 6 is a top view of the invention; and,
FIG. 7 is a bottom view of the invention.

The broken lines showing the shaft of the golf club form no part of the claimed design.

1 Claim, 3 Drawing Sheets



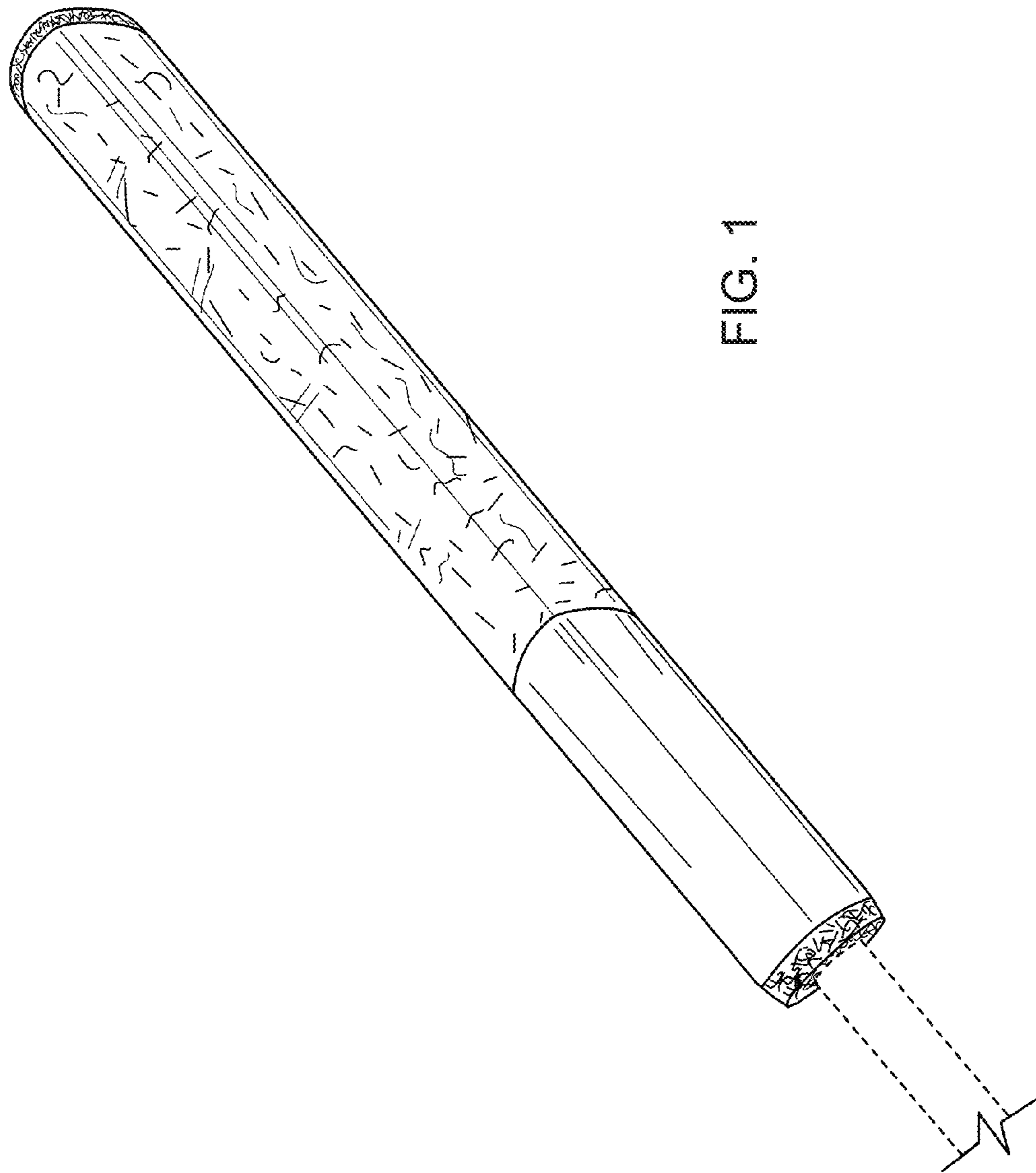


FIG. 1



FIG. 2




FIG. 3



FIG. 4




FIG. 5

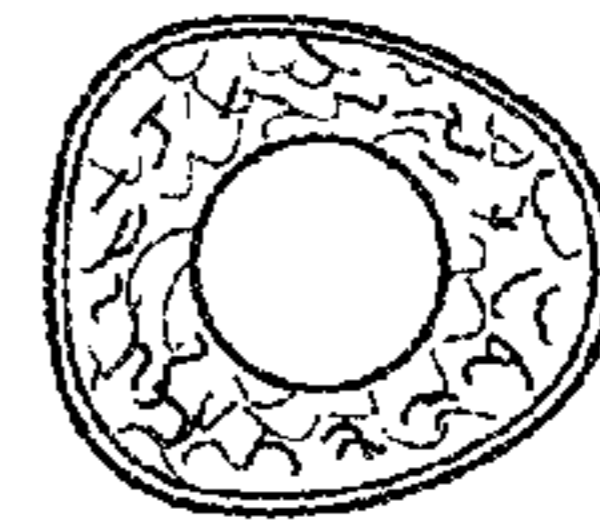


FIG. 7




FIG. 6