



US00D726265S

(12) **United States Design Patent**  
**Nicolette**

(10) **Patent No.:** **US D726,265 S**  
(45) **Date of Patent:** **\*\* Apr. 7, 2015**

- (54) **GOLF CLUB HEAD**
- (71) Applicant: **Parsons Xtreme Golf, LLC**, Scottsdale, AZ (US)
- (72) Inventor: **Michael R. Nicolette**, Scottsdale, AZ (US)
- (73) Assignee: **Parsons Xtreme Golf, LLC**, Scottsdale, AZ (US)
- (\*\*) Term: **14 Years**
- (21) Appl. No.: **29/515,381**
- (22) Filed: **Jan. 22, 2015**

|               |         |                    |         |
|---------------|---------|--------------------|---------|
| D261,167 S    | 10/1981 | Swanson            |         |
| D294,617 S *  | 3/1988  | Perkins            | D21/749 |
| 5,158,296 A * | 10/1992 | Lee                | 473/327 |
| D336,672 S    | 6/1993  | Gorman             |         |
| D353,862 S    | 12/1994 | Saito              |         |
| D357,520 S    | 4/1995  | Helmstetter et al. |         |
| D361,358 S    | 8/1995  | Simmons            |         |
| D389,541 S    | 1/1998  | Huan-Chiang        |         |

(Continued)

**OTHER PUBLICATIONS**

U.S. Appl. No. 29/501,006, Nicolette et al., "Golf Club Head," filed Aug. 29, 2014.

(Continued)

*Primary Examiner* — Mitchell Siegel

**Related U.S. Application Data**

- (63) Continuation of application No. 29/506,825, filed on Oct. 21, 2014, now Pat. No. Des. 723,120.
- (51) **LOC (10) Cl.** ..... **21-02**
- (52) **U.S. Cl.**  
USPC ..... **D21/747**
- (58) **Field of Classification Search**  
CPC ..... A63B 3/00; A63B 53/04; A63B 53/047; A63B 53/0475  
USPC ..... D21/747-751, 759  
See application file for complete search history.

(57)

**CLAIM**

The ornamental design for a golf club head, as shown and described.

**DESCRIPTION**

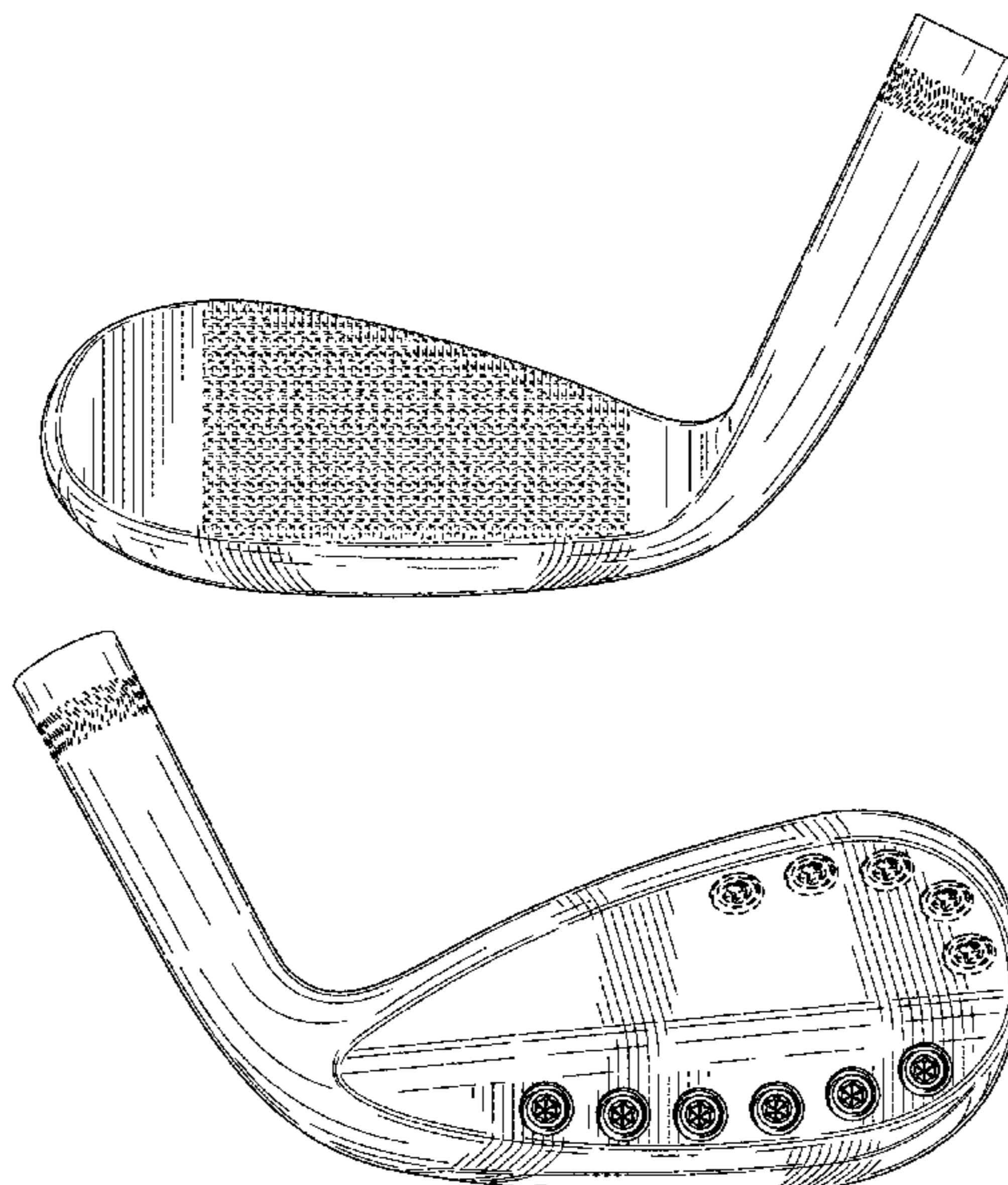
FIG. 1 is a top perspective view of a golf club head; FIG. 2 is an enlarged fragmented view of the impact area of the golf club head of FIG. 1; FIG. 3 is a front elevational view of the golf club head of FIG. 1; FIG. 4 is a rear elevational view of the golf club head of FIG. 1; FIG. 5 is a top view of the golf club head of FIG. 1; FIG. 6 is a bottom view of the golf club head of FIG. 1; FIG. 7 is a left side view of the golf club head of FIG. 1; and, FIG. 8 is a right side view of the golf club head of FIG. 1. The broken lines connecting the solid lines represent the bounds of the claim. The remaining broken lines illustrate the environment. None of the broken lines forms part of the claimed design.

(56) **References Cited**

**U.S. PATENT DOCUMENTS**

|               |         |          |         |
|---------------|---------|----------|---------|
| 1,133,129 A * | 3/1915  | Govan    | 473/337 |
| D164,469 S    | 10/1949 | Behrendt |         |
| 3,020,048 A   | 5/1960  | Carroll  |         |
| D203,936 S    | 3/1966  | Long     |         |
| D215,101 S    | 9/1969  | Sabat    |         |
| D234,963 S    | 4/1975  | Hirata   |         |
| D239,550 S    | 4/1976  | Timbrook |         |
| D240,054 S    | 5/1976  | Meissler |         |

**1 Claim, 4 Drawing Sheets**



(56)

References Cited

U.S. PATENT DOCUMENTS

D395,476 S 6/1998 Pond et al.  
 D399,277 S 10/1998 Ezaki  
 D408,485 S \* 4/1999 Takahashi et al. .... D21/747  
 5,935,016 A 8/1999 Antonious  
 D414,535 S 9/1999 Mertens  
 D421,080 S \* 2/2000 Chen ..... D21/747  
 D426,276 S 6/2000 Besnard et al.  
 6,077,171 A \* 6/2000 Yoneyama ..... 473/291  
 D442,659 S 5/2001 Kubica et al.  
 D443,008 S 5/2001 Kubica et al.  
 D445,862 S 7/2001 Ford  
 D449,866 S 10/2001 Miller  
 D457,211 S 5/2002 Bakke  
 D476,048 S 6/2003 Cleveland et al.  
 D478,949 S 8/2003 DeLaCruz  
 D499,779 S 12/2004 Mahaffey et al.  
 6,923,733 B2 8/2005 Chen  
 D518,863 S 4/2006 Motoyoshi et al.  
 D524,889 S 7/2006 Yu et al.  
 7,121,956 B2 \* 10/2006 Lo ..... 473/335  
 D534,595 S \* 1/2007 Hasebe ..... D21/747  
 7,156,751 B2 1/2007 Wahl et al.  
 D537,494 S 2/2007 Jertson et al.  
 D543,601 S \* 5/2007 Kawami ..... D21/759  
 D555,219 S \* 11/2007 Lin ..... D21/759  
 D559,932 S 1/2008 Belmont  
 D594,518 S 6/2009 Schweigert  
 D618,293 S 6/2010 Foster et al.  
 7,798,917 B2 9/2010 Nguyen et al.  
 7,815,521 B2 10/2010 Ban et al.  
 7,846,040 B2 12/2010 Ban  
 8,328,662 B2 12/2012 Nakamura et al.  
 8,376,878 B2 \* 2/2013 Bennett et al. .... 473/334  
 8,545,343 B2 10/2013 Boyd et al.  
 8,827,832 B2 9/2014 Breier et al.  
 8,827,833 B2 9/2014 Amano et al.  
 8,845,455 B2 9/2014 Ban et al.

D722,352 S \* 2/2015 Nicolette et al. .... D21/747  
 2003/0139226 A1 \* 7/2003 Cheng et al. .... 473/334  
 2005/0277485 A1 \* 12/2005 Hou et al. .... 473/332  
 2011/0269567 A1 11/2011 Ban et al.  
 2011/0294596 A1 12/2011 Ban  
 2013/0137532 A1 \* 5/2013 Deshmukh et al. .... 473/349  
 2013/0225319 A1 8/2013 Kato  
 2013/0281226 A1 10/2013 Ban  
 2013/0288823 A1 \* 10/2013 Hebreo ..... 473/349  
 2013/0303303 A1 11/2013 Ban  
 2013/0310192 A1 11/2013 Wahl et al.  
 2014/0274441 A1 9/2014 Greer  
 2014/0274451 A1 9/2014 Knight et al.

OTHER PUBLICATIONS

U.S. Appl. No. 14/498,603, Parsons et al., "Golf Club Heads and Methods to Manufacture Golf Club Heads," filed Sep. 26, 2014.  
 U.S. Appl. No. 14/513,073, Parsons et al., "Golf Club Heads and Methods to Manufacture Golf Club Heads," filed Oct. 13, 2014.  
 U.S. Appl. No. 29/506,825, Nicolette, "Golf Club Head," filed Oct. 21, 2014.  
 U.S. Appl. No. 14/589,277, Parsons et al., "Golf Club Heads and Methods to Manufacture Golf Club Heads," filed Jan. 5, 2015.  
 U.S. Appl. No. 29/512,313, Nicolette, "Golf Club Head," filed Dec. 18, 2014.  
 U.S. Appl. No. 29/514,256, Nicolette et al., "Golf Club Head," filed Jan. 9, 2015.  
 U.S. Appl. No. 29/515,013, Nicolette et al., "Golf Club Head," filed Jan. 20, 2015.  
 Kozuchowski, Zak, "Callaway Mack Daddy 2 PM Grind Wedges" (<http://www.golfwrx.com/276203/callaway-mack-daddy-2-pm-grind-wedges/>), www.golfwrx.com, GoIfWRX Holdings, LLC, published Jan. 21, 2015.  
 Wall, Jonathan, "Details: Phil's Prototype Mack Daddy PM-Grind Wedge," (<http://www.pgatour.com/equipmentreport/2015/01/21/callaway-wedge.html>), www.pgatour.com, PGA Tour, Inc., published Jan. 21, 2015.

\* cited by examiner

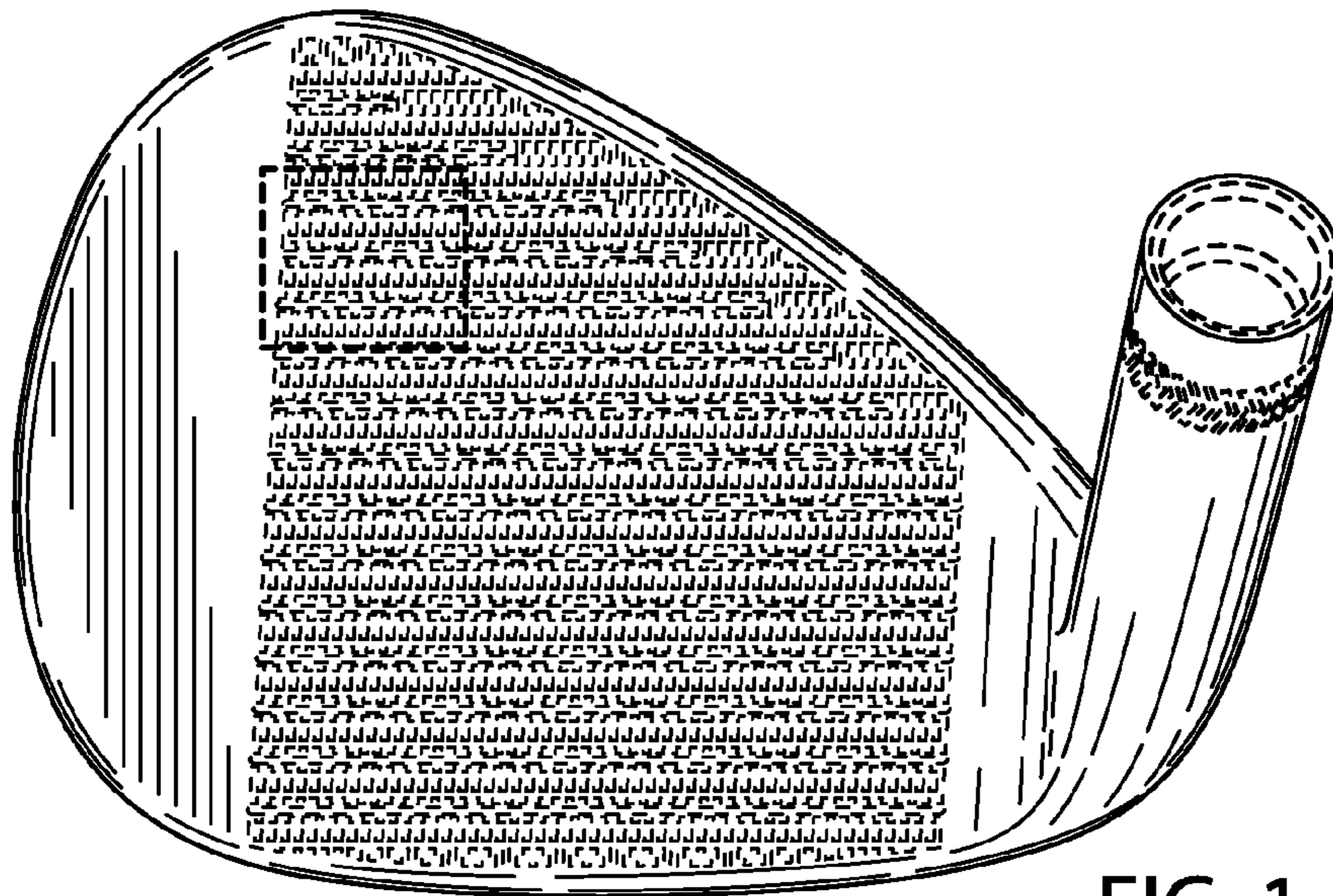


FIG. 1




FIG. 2



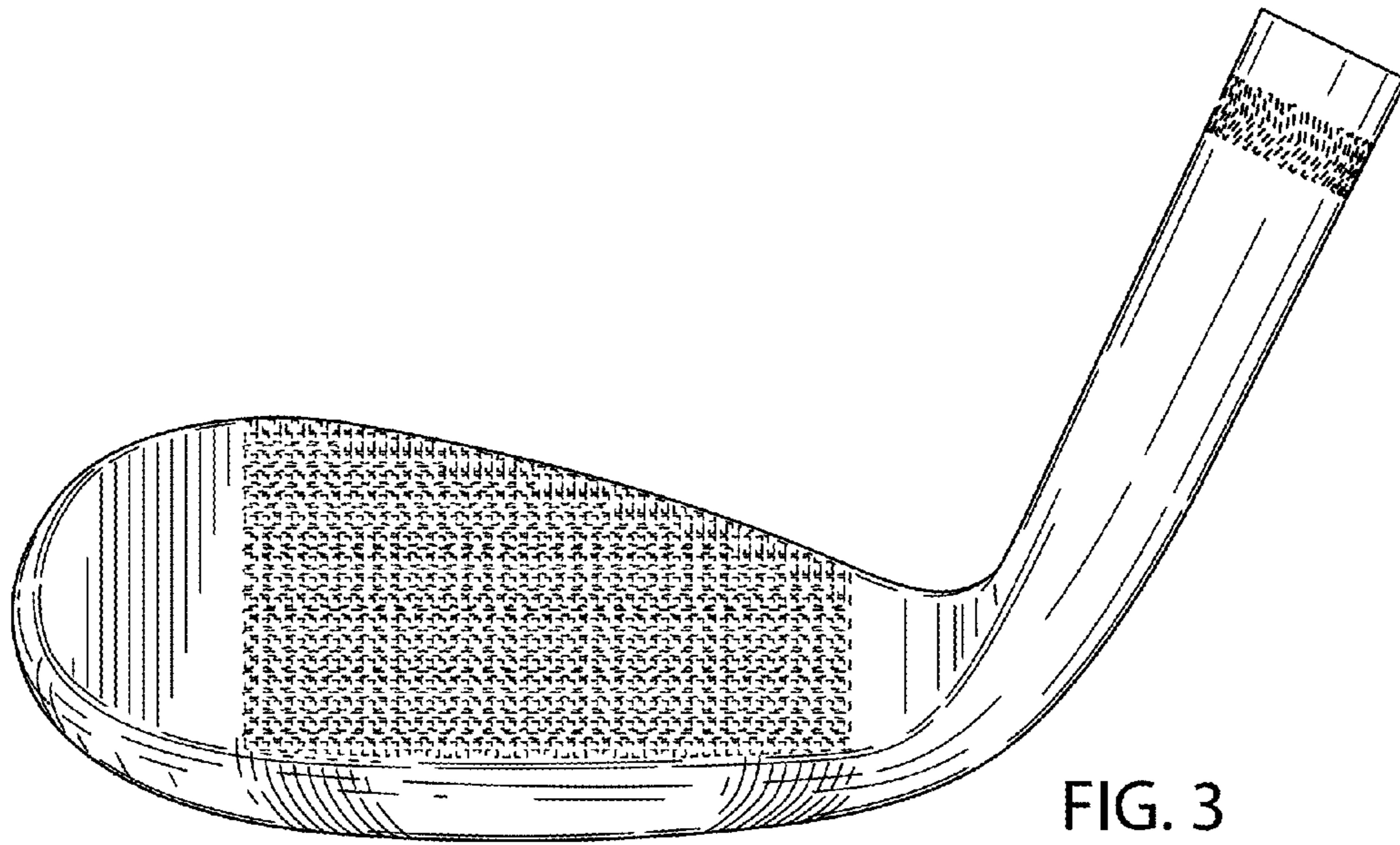


FIG. 3

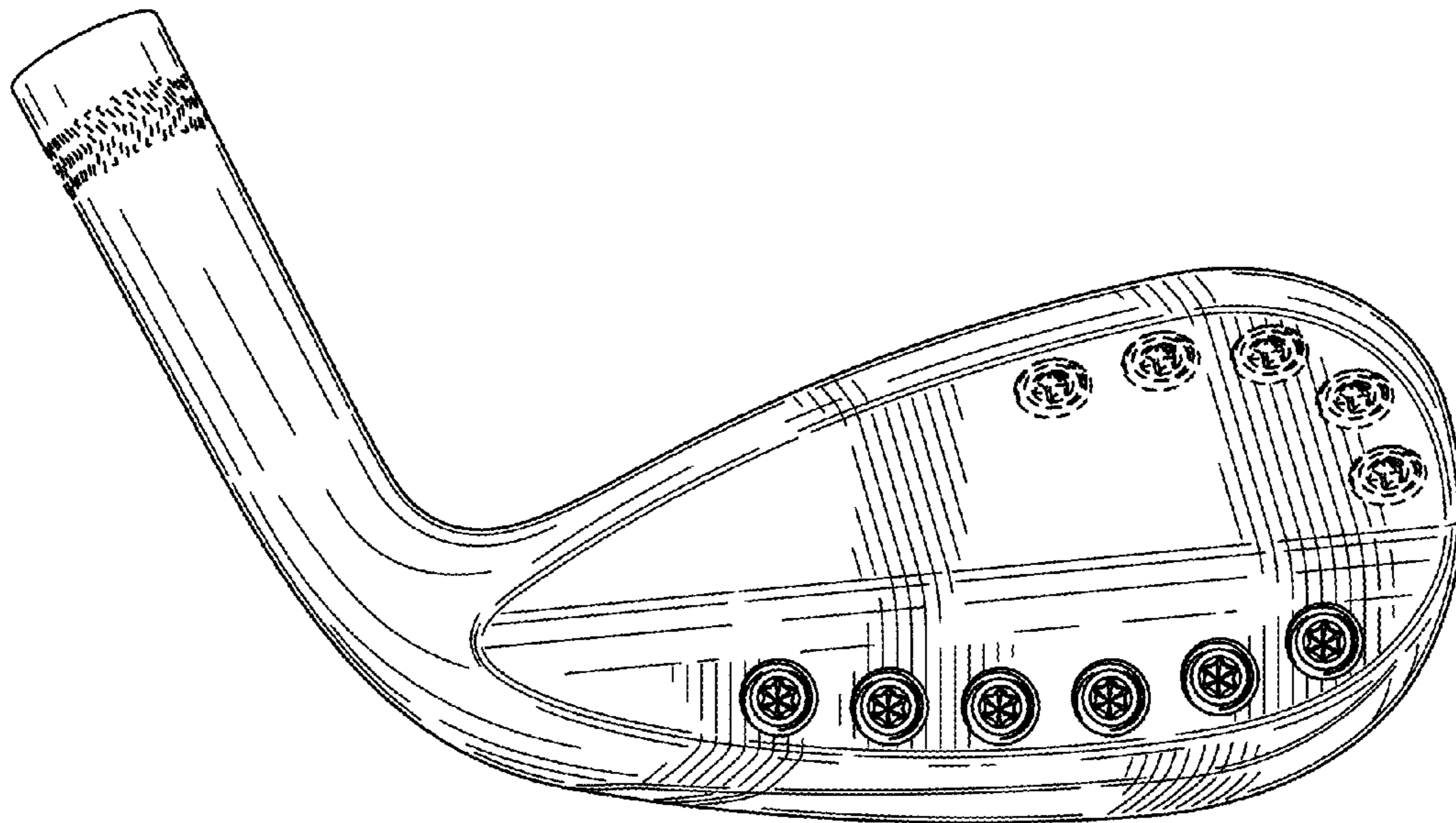


FIG. 4

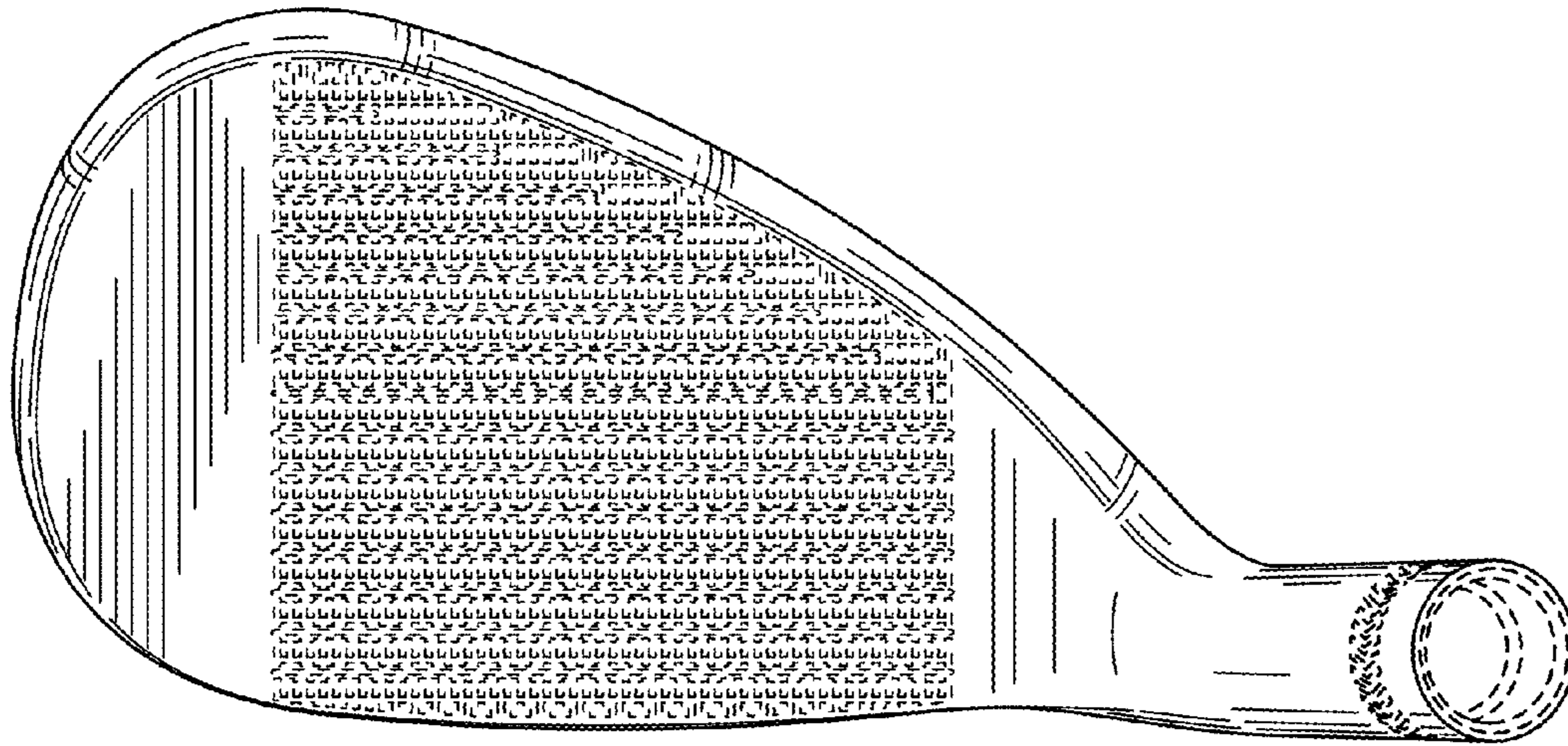


FIG. 5

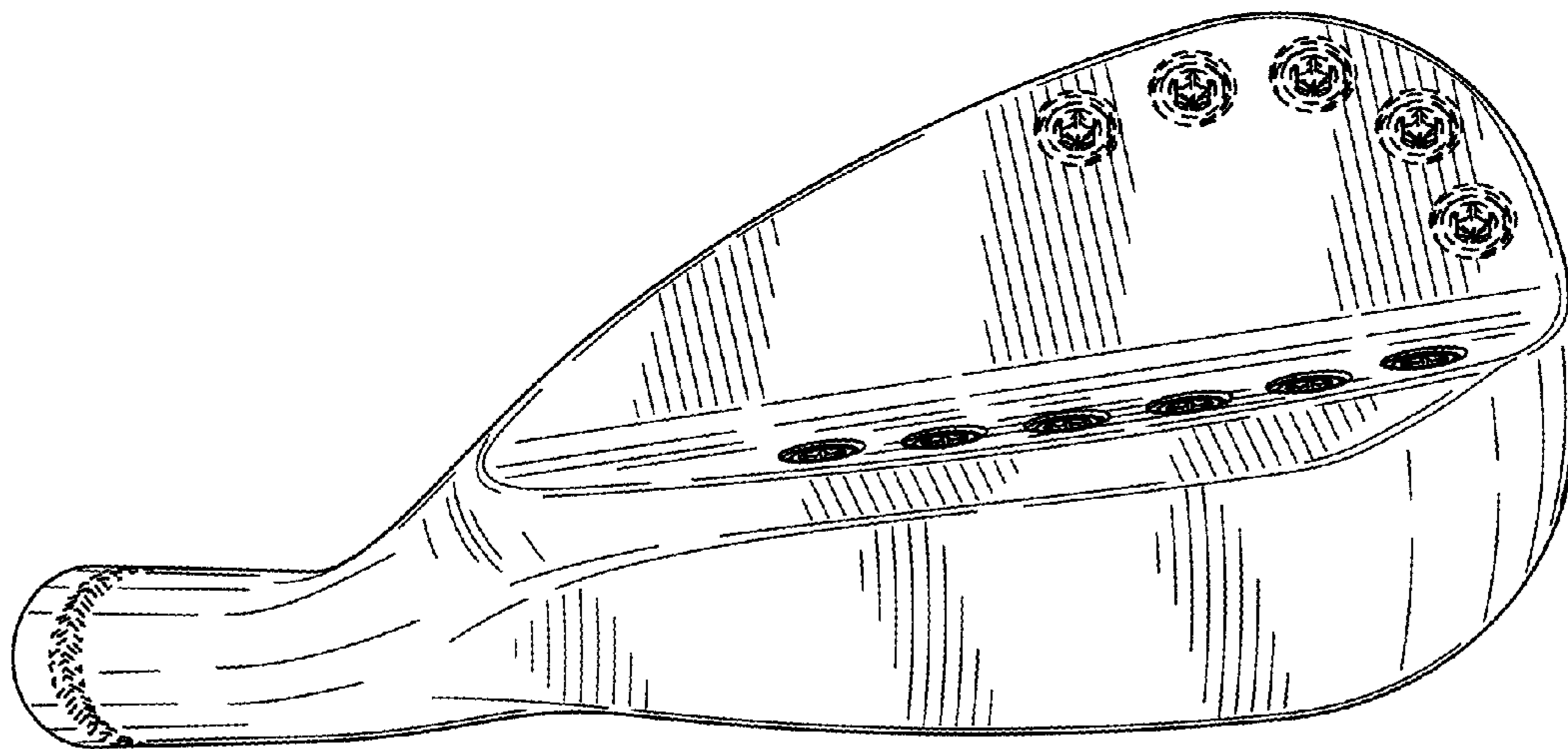


FIG. 6

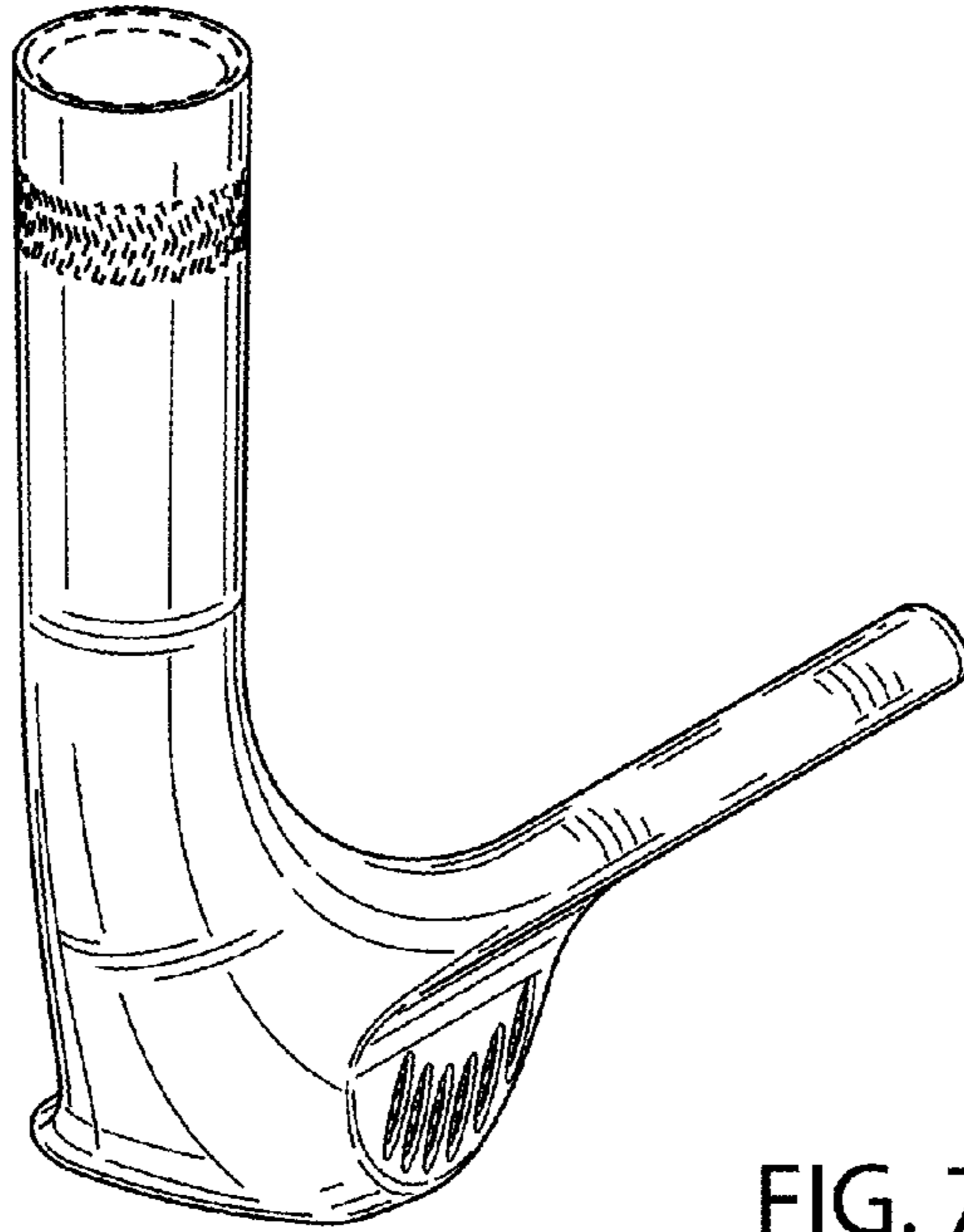


FIG. 7

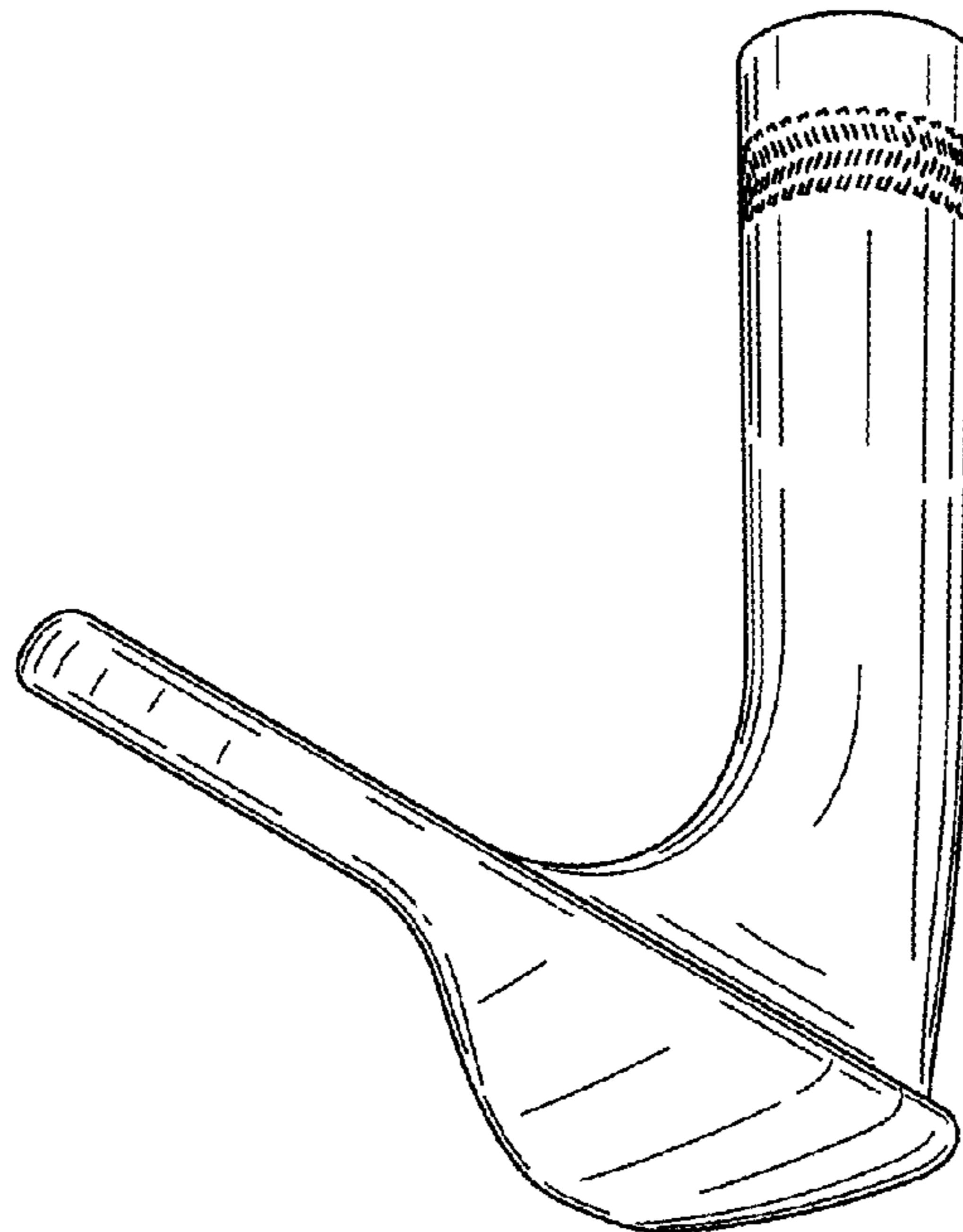


FIG. 8