

US00D726260S

(12) **United States Design Patent**
Kichijo et al.

(10) **Patent No.:** **US D726,260 S**
(45) **Date of Patent:** **** Apr. 7, 2015**

- (54) **ASSEMBLING TOY BLOCK**
- (71) Applicant: **Yoshiritsu Kabushiki Kaisha**, Nara (JP)
- (72) Inventors: **Hiroshi Kichijo**, Nara (JP); **Yoshiie Kichijo**, Nara (JP)
- (73) Assignee: **Yoshiritsu Kabushiki Kaisha**, Nara (JP)
- (**) Term: **14 Years**
- (21) Appl. No.: **29/458,501**
- (22) Filed: **Jun. 20, 2013**

D394,091 S *	5/1998	Parry	D21/486
7,371,146 B2 *	5/2008	Scarborough	446/85
D641,804 S *	7/2011	Kichijo et al.	D21/491
8,109,803 B2 *	2/2012	Kichijo et al.	446/109
D696,362 S *	12/2013	Kichijo et al.	D21/489

* cited by examiner

Primary Examiner — Cynthia M Chin

(74) *Attorney, Agent, or Firm* — Wenderoth, Lind & Ponack, L.L.P.

(57) **CLAIM**

The ornamental design for an assembling toy block, as shown and described.

DESCRIPTION

FIG. 1 is a perspective view of an assembling toy block embodying the new design;
 FIG. 2 is a top plan view thereof;
 FIG. 3 is a front view thereof;
 FIG. 4 is a left-hand side view thereof;
 FIG. 5 is a sectional view taken along line 5-5 of FIG. 2;
 FIG. 6 is another top plan view thereof, showing the toy block combined with other toy blocks; and,
 FIG. 7 is another perspective view thereof, showing the toy block combined with another toy block.

The bottom of the toy block is a mirror image of the top of the toy block.

The rear of the toy block is a mirror image of the front of the toy block.

The right-hand side of the toy block is a mirror image of the left-hand side of the toy block.

FIGS. 1, 6 and 7 are reduced views relative to FIG. 2.

FIG. 5 is an enlarged view relative to FIG. 2.

The broken lines shown are included for the purpose of illustrating unclaimed portions of the article and form no part of the claimed design.

- (30) **Foreign Application Priority Data**
- Dec. 27, 2012 (JP) 2012-031746
- (51) **LOC (10) Cl.** **21-01**
- (52) **U.S. Cl.**
- USPC **D21/489**
- (58) **Field of Classification Search**
- CPC A63H 33/00; A63H 33/04; A63H 33/06;
A63H 33/08; A63H 33/10; A63H 33/12;
A63H 33/14; A63F 9/08; A63F 9/12; G09B
1/36
- USPC D21/484-505; 446/69, 85, 102-128;
434/208, 259, 403; 273/153, 156, 160;
428/174
- See application file for complete search history.

(56) **References Cited**
U.S. PATENT DOCUMENTS

D149,346 S *	4/1948	Geib	D21/503
D236,221 S *	8/1975	McAllister et al.	D21/491
D304,212 S *	10/1989	Moe	D21/486
D317,022 S *	5/1991	Muller	D21/491
D383,805 S *	9/1997	Zheng	D21/491

1 Claim, 3 Drawing Sheets

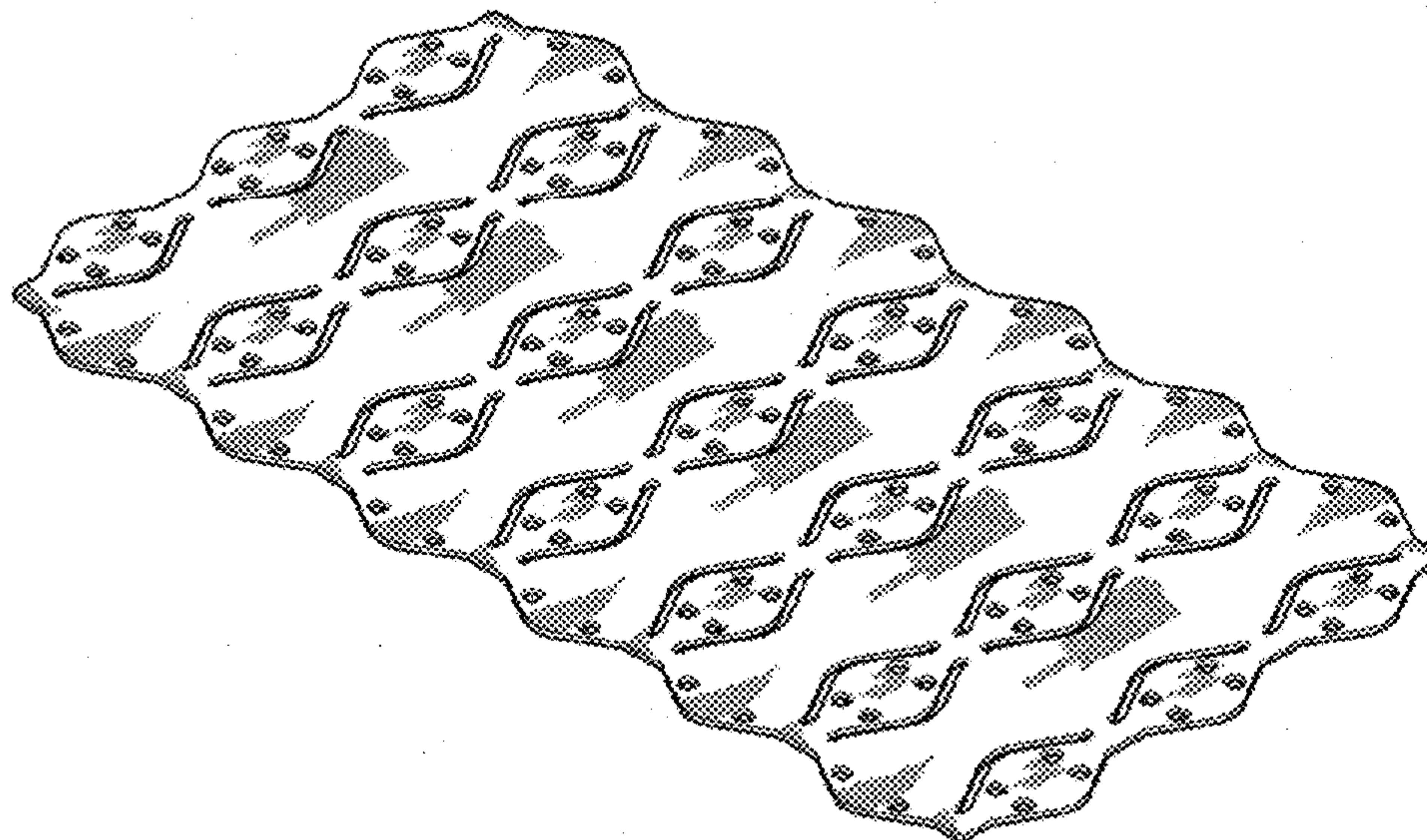


Fig. 1

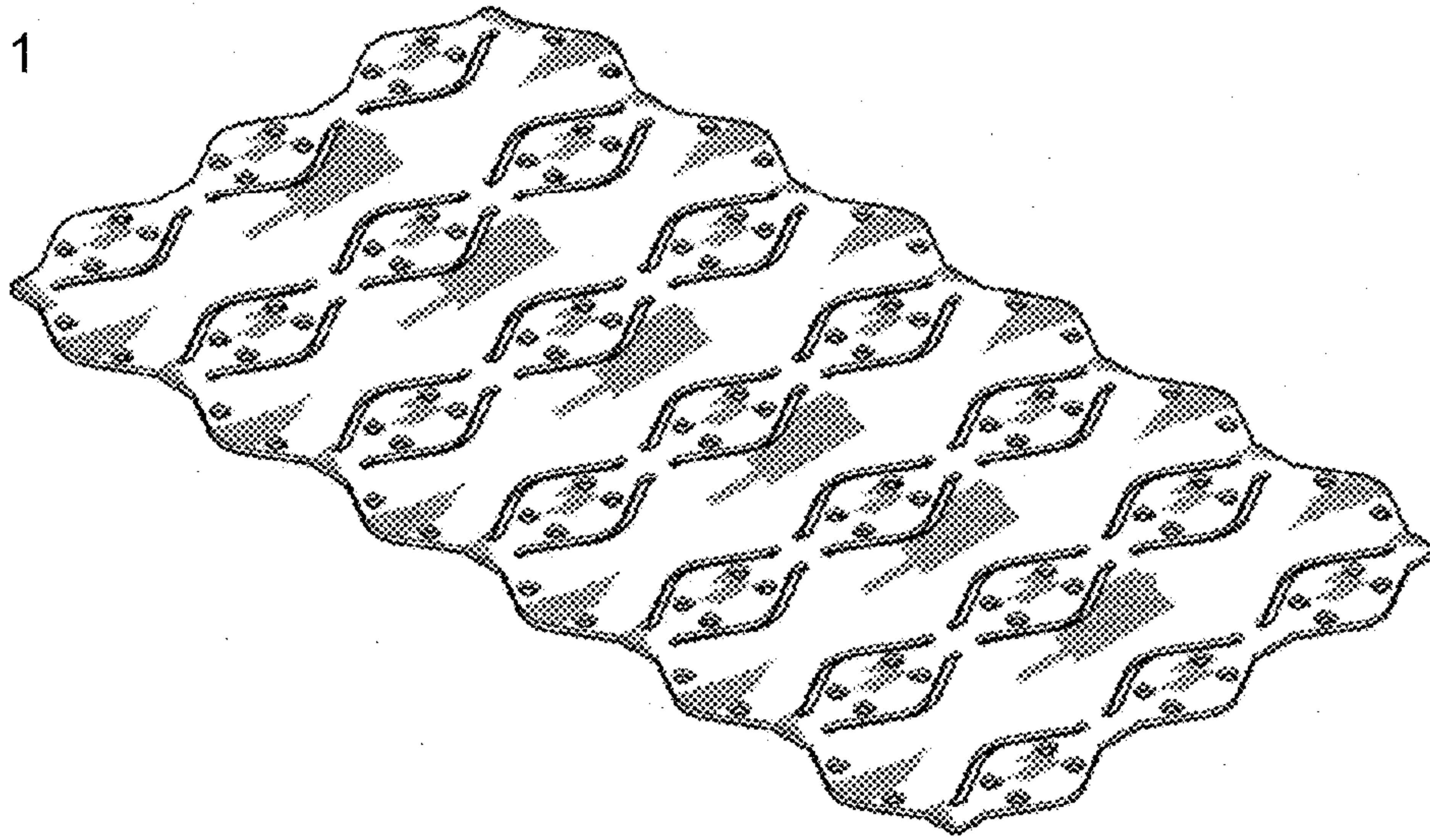


Fig. 2

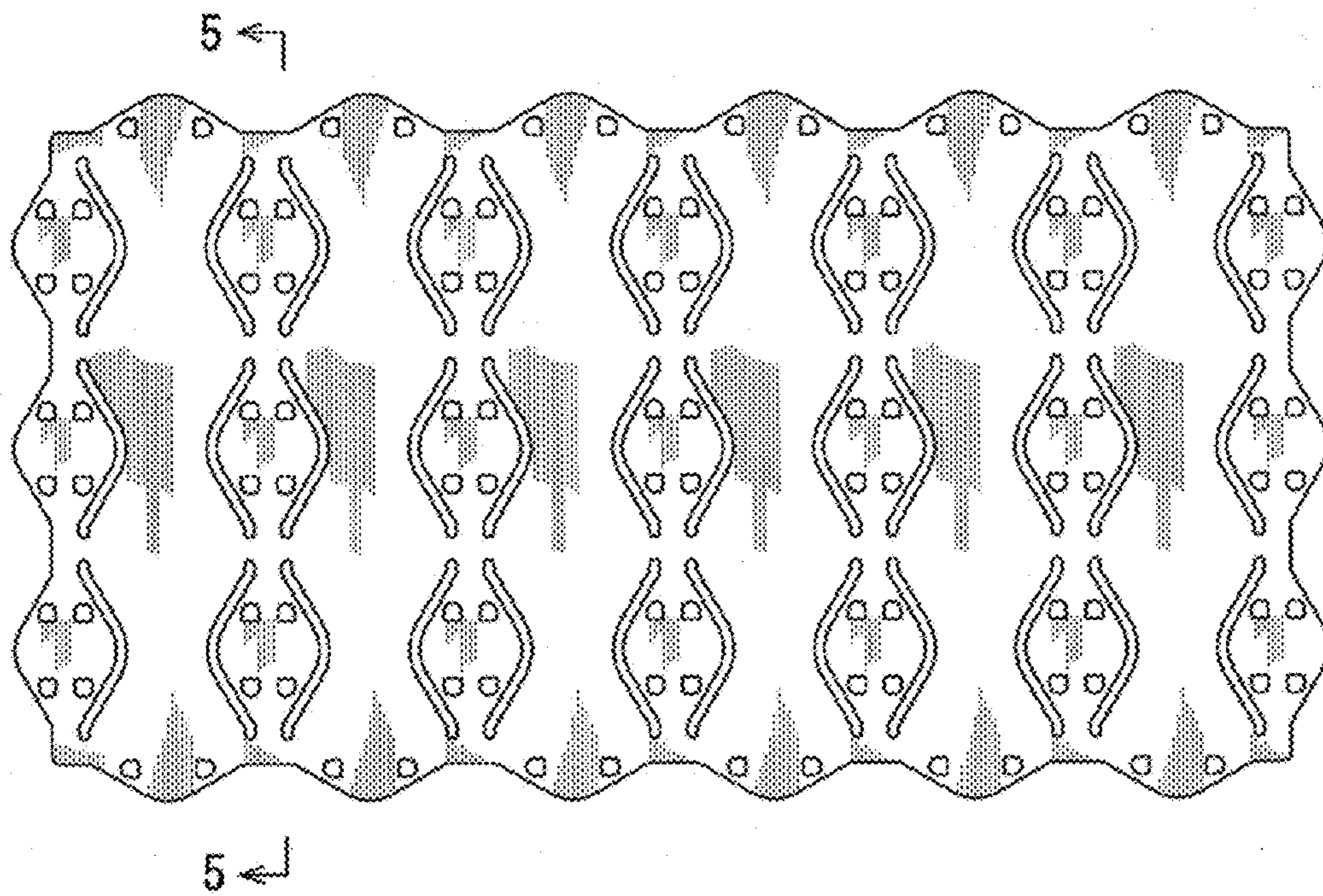


Fig. 3

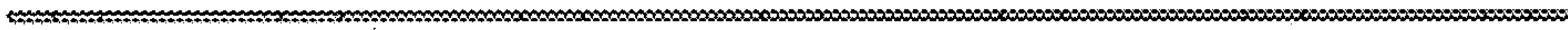


Fig. 4




Fig. 5



Fig. 6

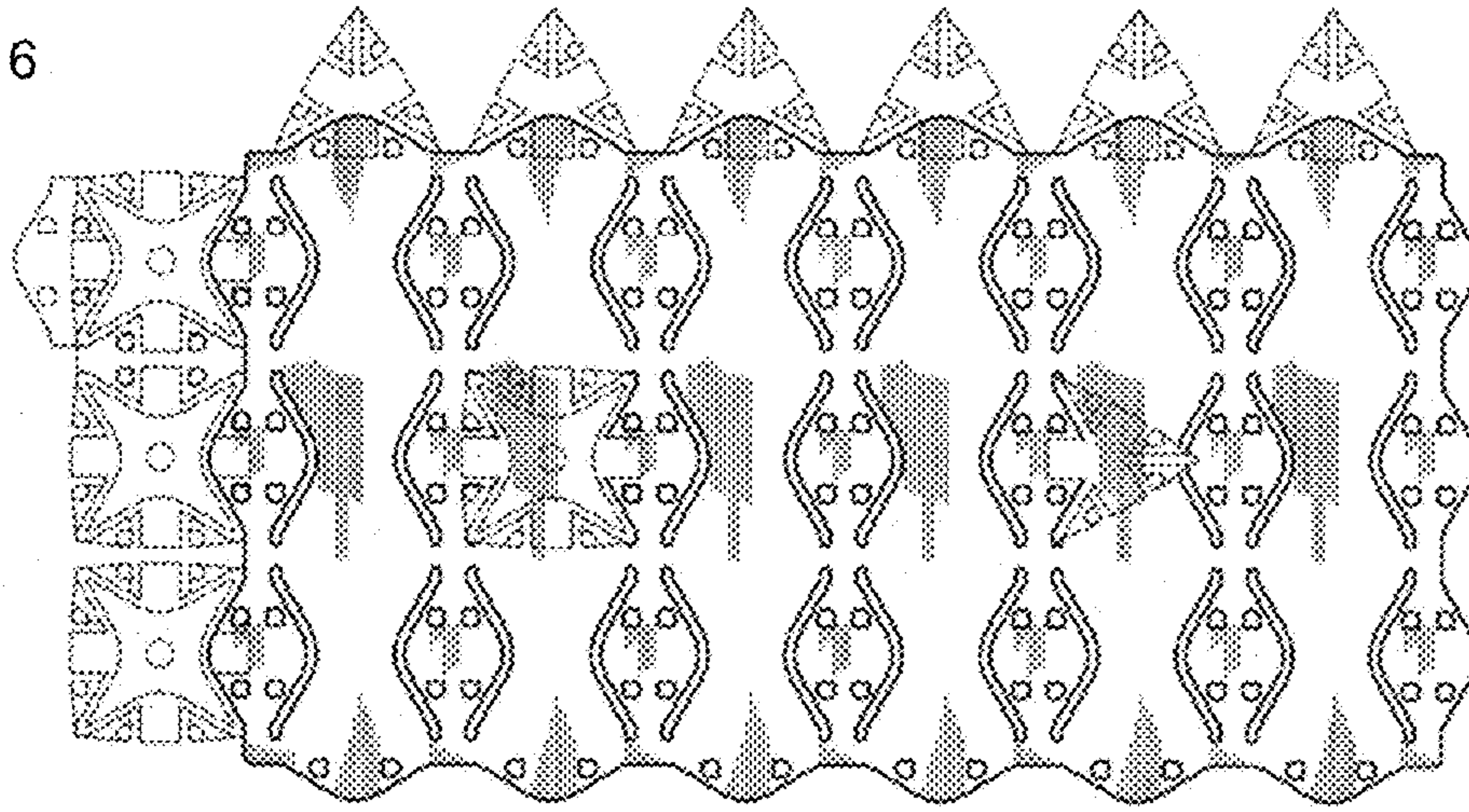


Fig. 7

