



US00D726256S

(12) **United States Design Patent**
Thomson et al.

(10) **Patent No.:** **US D726,256 S**
(45) **Date of Patent:** **** Apr. 7, 2015**

(54) **BOOKEND AND DESKTOP FILING UNIT**

(75) Inventors: **Vincent J. Thomson**, Avon Lake, OH (US); **Mat Hanson**, Cleveland, OH (US)

(73) Assignee: **Ideastream Products, LLC**, Cleveland, OH (US)

(**) Term: **14 Years**

(21) Appl. No.: **29/413,780**

(22) Filed: **Feb. 21, 2012**

(51) **LOC (10) Cl.** **06-06**

(52) **U.S. Cl.**
USPC **D19/34.1**

(58) **Field of Classification Search**

USPC D19/1-34.5, 90-1; 283/57-59; 281/20, 281/22, 42, 45; D6/300-310, 512, 106, D6/419; 248/174, 441.1, 200-301; 211/42-43, 184; 108/61; D23/259, D23/386; D8/349-373; 269/101-203

See application file for complete search history.

(56) **References Cited**

U.S. PATENT DOCUMENTS

2,872,046 A * 2/1959 Polay 211/42
D307,603 S * 5/1990 Goodman et al. D19/34.5
D313,047 S * 12/1990 Evenson D19/99
D314,399 S * 2/1991 Soporowski et al. D19/34.1
D362,680 S * 9/1995 Tortolini et al. D19/34.1
D423,587 S * 4/2000 Conley et al. D19/90
D425,128 S * 5/2000 Conley et al. D19/90
D451,136 S * 11/2001 Goodman et al. D19/34.1

D469,802 S * 2/2003 Goodman et al. D19/34.1
D469,803 S * 2/2003 Goodman et al. D19/34.1
D481,075 S * 10/2003 Chang D19/90
D540,859 S * 4/2007 Weiler D19/34.1
2008/0086963 A1 * 4/2008 Proffitt, Jr. 52/223.6
2013/0247498 A1 * 9/2013 Hohmann, Jr. 52/582.1

* cited by examiner

Primary Examiner — T. Chase Nelson

Assistant Examiner — Michelle E Wilson

(74) *Attorney, Agent, or Firm* — Fay Sharpe LLP

(57) **CLAIM**

The ornamental design for a bookend and desktop filing unit, as shown and described.

DESCRIPTION

FIG. 1 is a front perspective view of a bookend and desktop filing unit showing my new design;

FIG. 2 is a top plan view of the bookend and desktop filing unit of FIG. 1;

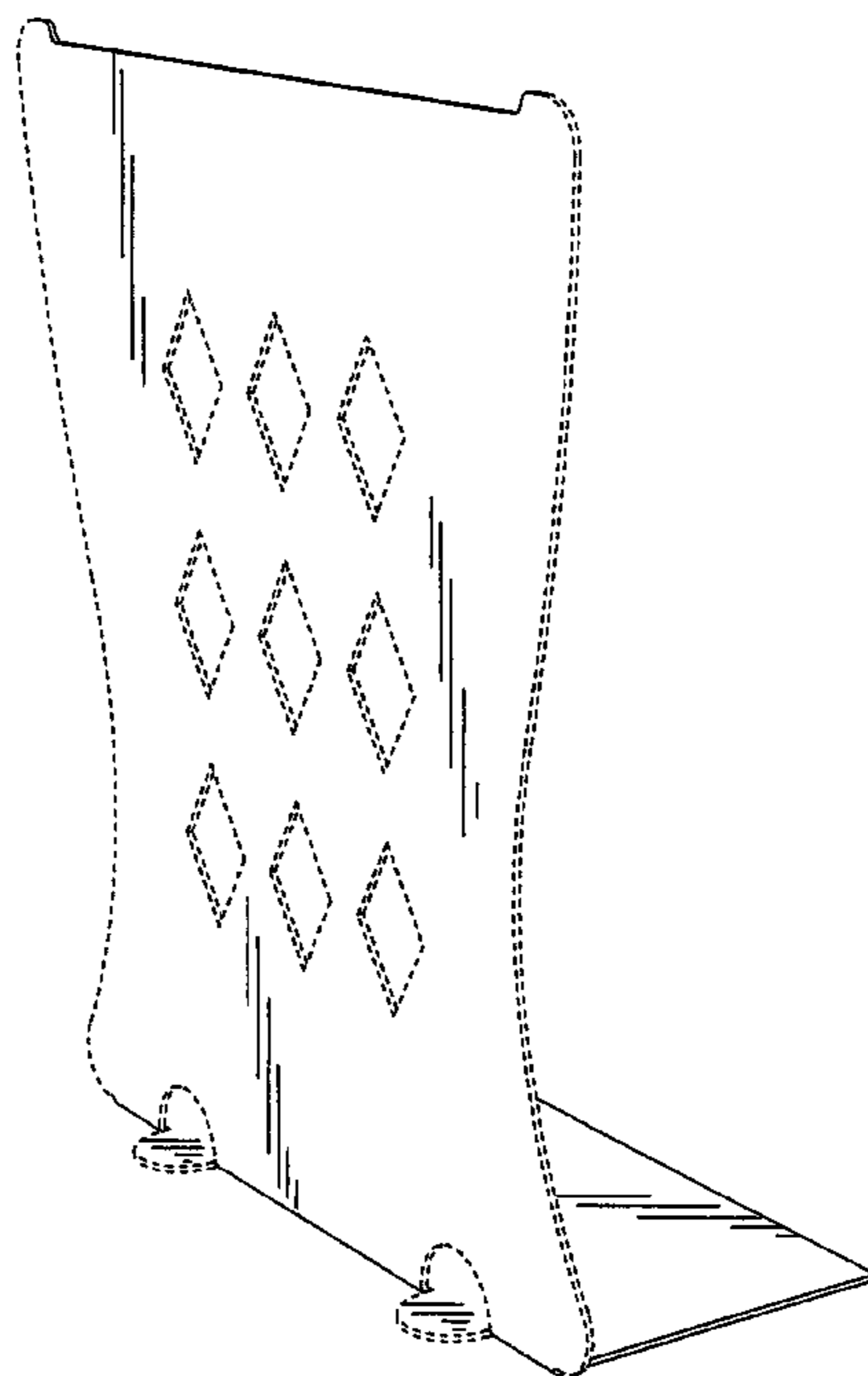
FIG. 3 is a back end view of the bookend and desktop filing unit of FIG. 1;

FIG. 4 is a side view of the bookend and desktop filing unit of FIG. 1; and,

FIG. 5 is a front perspective view of a bookend and desktop filing unit of FIG. 1 illustrating the bookend and desktop filing unit being optionally used with another bookend and desktop filing unit to support files.

The broken lines are included for the purpose of illustrating non-claimed subject matter and form no part of the claimed design.

1 Claim, 3 Drawing Sheets



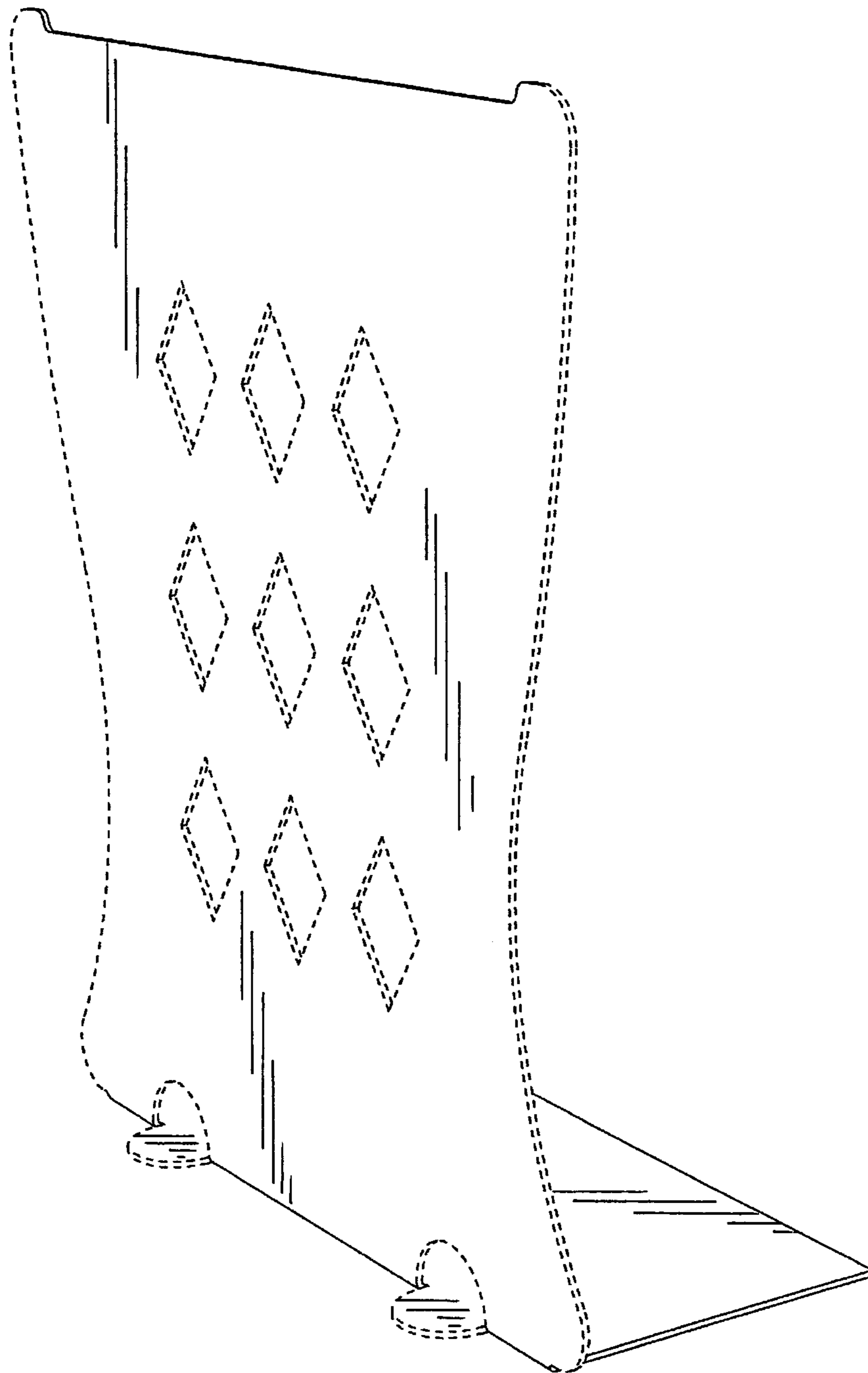


FIG. 1

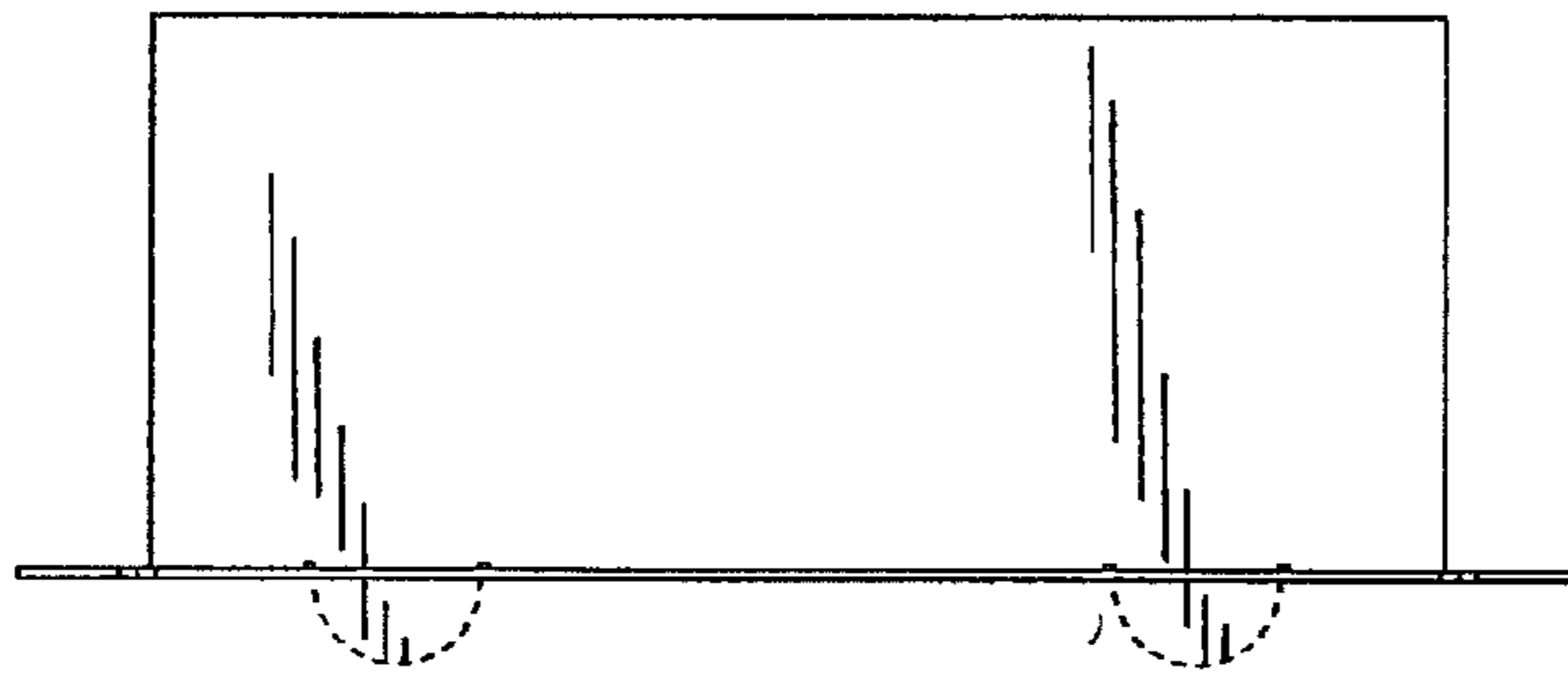


FIG. 2

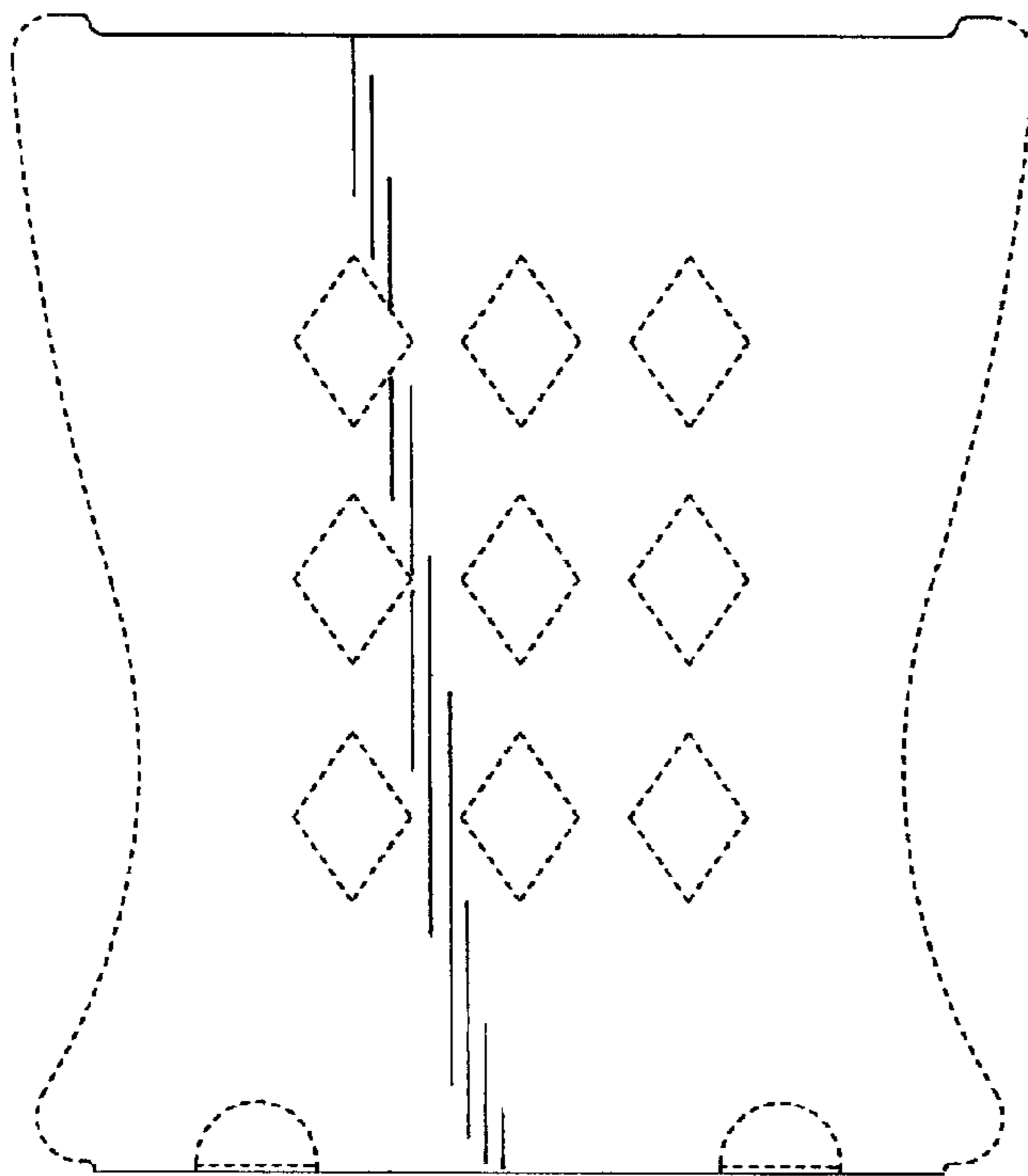


FIG. 3




FIG. 4

