

US00D726214S

(12) **United States Design Patent**
Wantland et al.

(10) **Patent No.:** **US D726,214 S**

(45) **Date of Patent:** **** Apr. 7, 2015**

(54) **DISPLAY SCREEN WITH ANIMATED GRAPHICAL USER INTERFACE**

(71) Applicant: **Microsoft Corporation**, Redmond, WA (US)

(72) Inventors: **Timothy Wantland**, Seattle, WA (US);
Don Barnett, Monroe, WA (US)

(73) Assignee: **Microsoft Corporation**, Redmond, WA (US)

(**) Term: **14 Years**

(21) Appl. No.: **29/436,350**

(22) Filed: **Nov. 5, 2012**

(51) **LOC (10) Cl.** **14-04**

(52) **U.S. Cl.**
USPC **D14/487**

(58) **Field of Classification Search**
USPC D14/485-495; 715/700-867
See application file for complete search history.

(56) **References Cited**

U.S. PATENT DOCUMENTS

D438,873	S	*	3/2001	Wang et al.	D14/486
D445,426	S	*	7/2001	Wang et al.	D14/486
D501,214	S	*	1/2005	Melander et al.	D14/487
D543,992	S	*	6/2007	Vigesaa	D14/487
D544,495	S	*	6/2007	Evans et al.	D14/488
D544,496	S	*	6/2007	Evans et al.	D14/489
7,237,203	B1	*	6/2007	Kuenzner	715/764
D550,689	S	*	9/2007	Vigesaa	D14/487
D585,453	S	*	1/2009	Chen et al.	D14/485
7,546,543	B2	*	6/2009	Louch et al.	715/762

D595,726	S	*	7/2009	Akimoto	D14/485
D644,663	S	*	9/2011	Gardner et al.	D14/495
D660,313	S	*	5/2012	Williams et al.	D14/487
D674,405	S	*	1/2013	Guastella et al.	D14/488
D678,898	S	*	3/2013	Walsh et al.	D14/487
D694,257	S	*	11/2013	McKinley et al.	D14/486

* cited by examiner

Primary Examiner — Deanna L Pratt

(74) *Attorney, Agent, or Firm* — Banner & Witcoff, Ltd.

(57) **CLAIM**

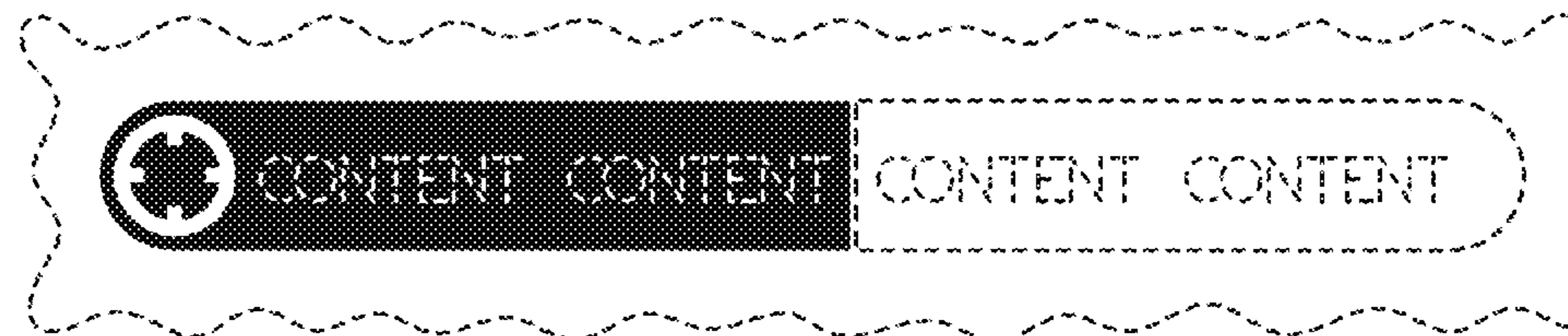

The ornamental design for a display screen with animated graphical user interface, as shown and described.

DESCRIPTION

FIG. 1 is the first image in a sequence for a display screen with animated graphical user interface showing our new design; FIG. 2 is the second image thereof; FIG. 3 is the third image thereof; FIG. 4 is the fourth image thereof; FIG. 5 is the first image in a sequence for a display screen with animated graphical user interface showing an alternate embodiment of our new design; FIG. 6 is the sixth image thereof; FIG. 7 is the seventh image thereof; and, FIG. 8 is the eighth image thereof.

The appearance of the animated graphical user interface sequentially transitions between the images shown in FIGS. 1-4 and in FIGS. 5-8. The process or period in which one image transitions to another forms no part of the claimed design. The broken line showing of the text and the remainder of the user interface and display screen is for environmental purposes only and forms no part of the claimed design.

1 Claim, 8 Drawing Sheets



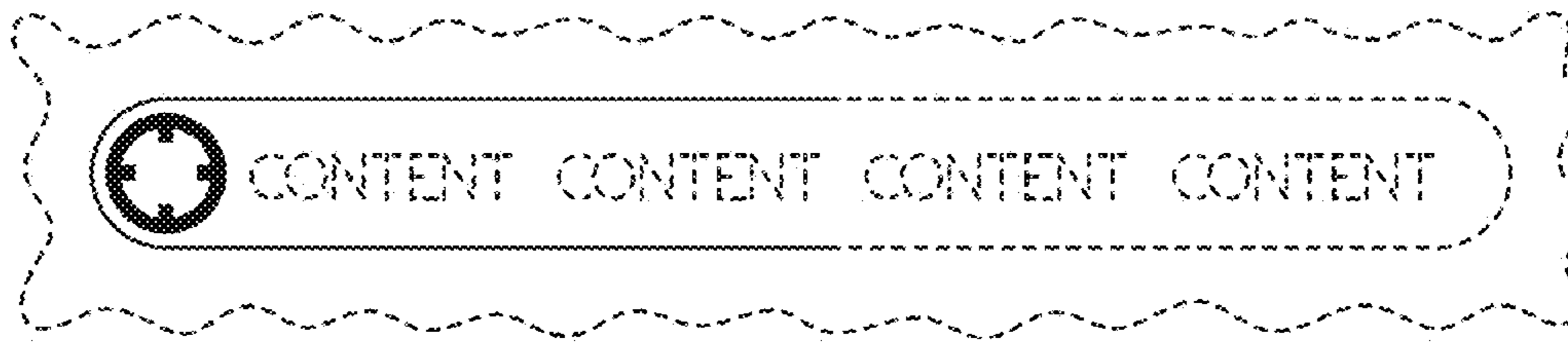


FIG. 1

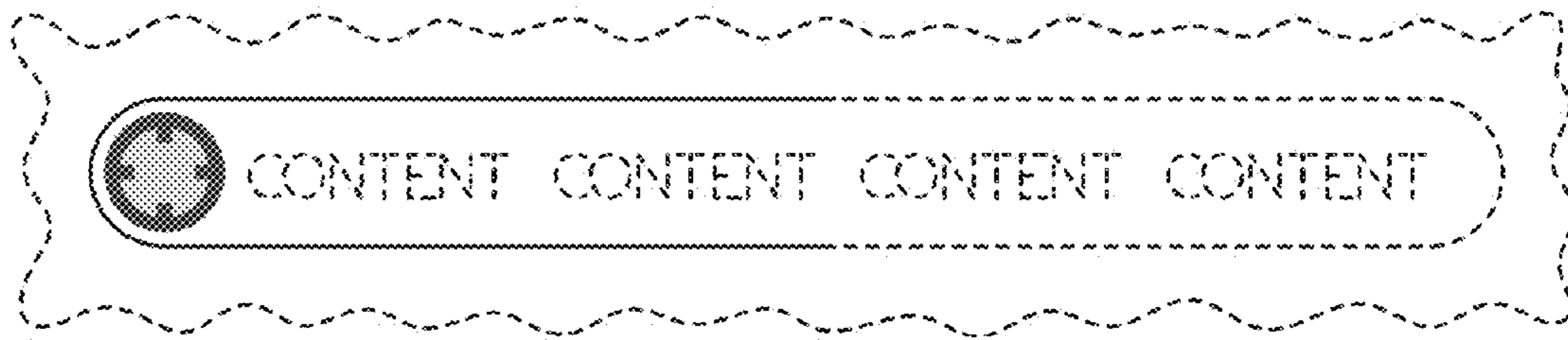


FIG. 2




FIG. 3

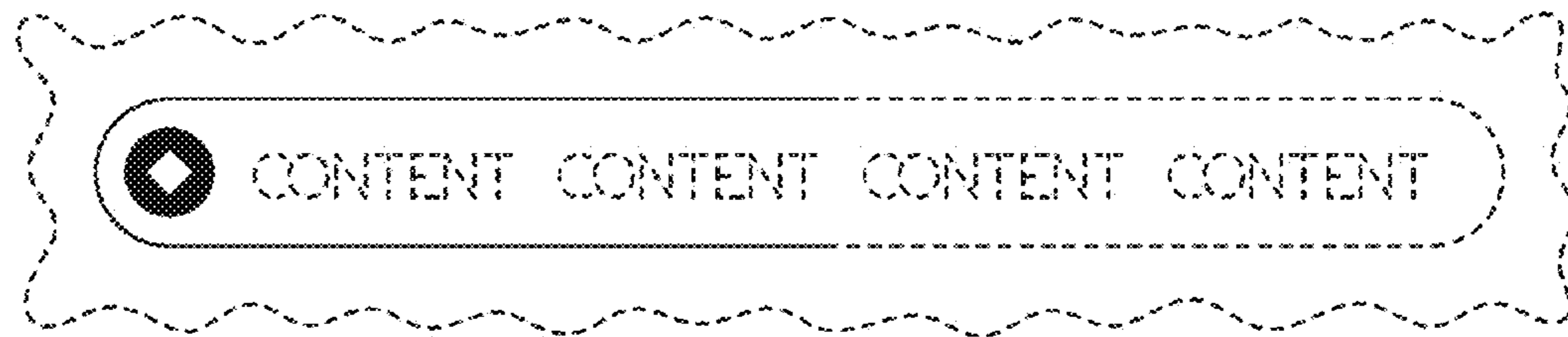


FIG. 4

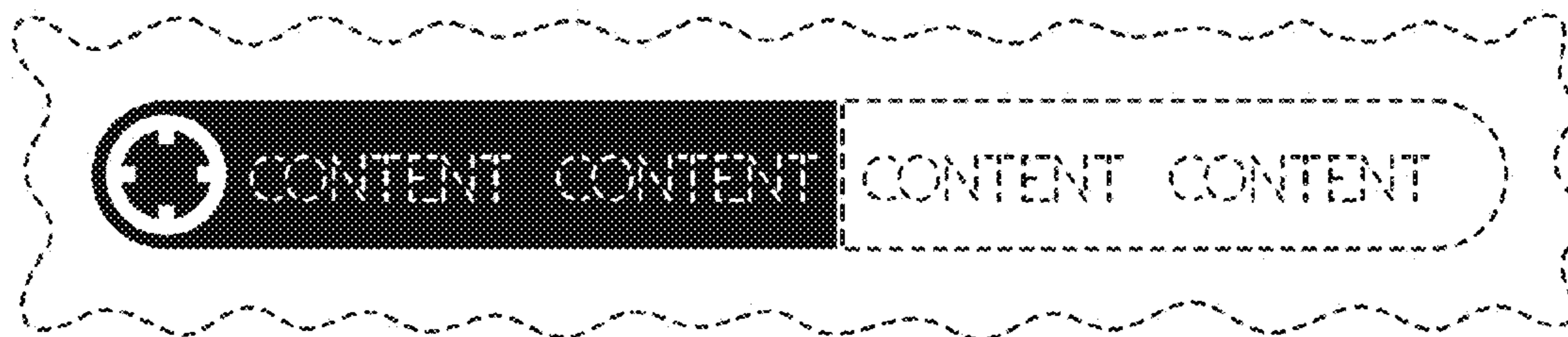


FIG. 5

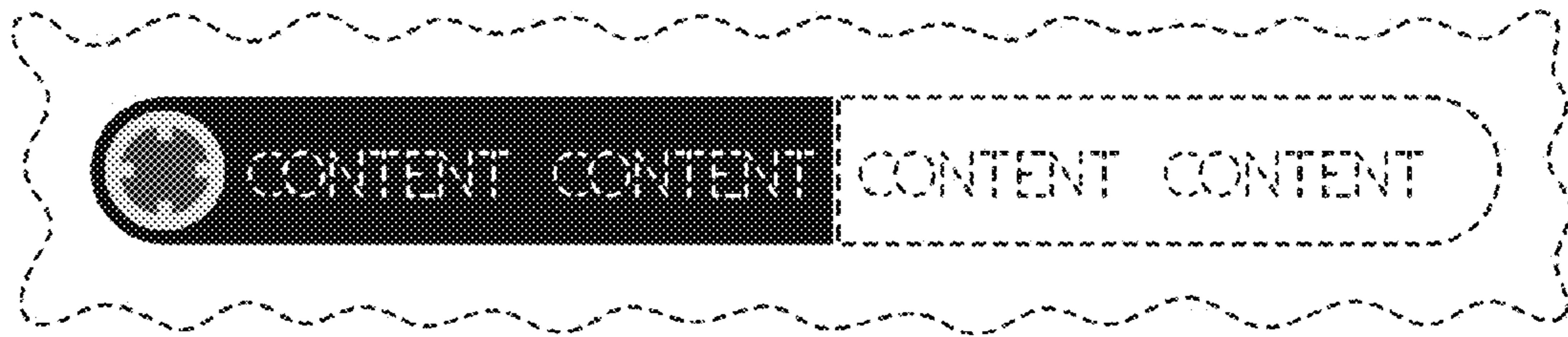


FIG. 6




FIG. 7

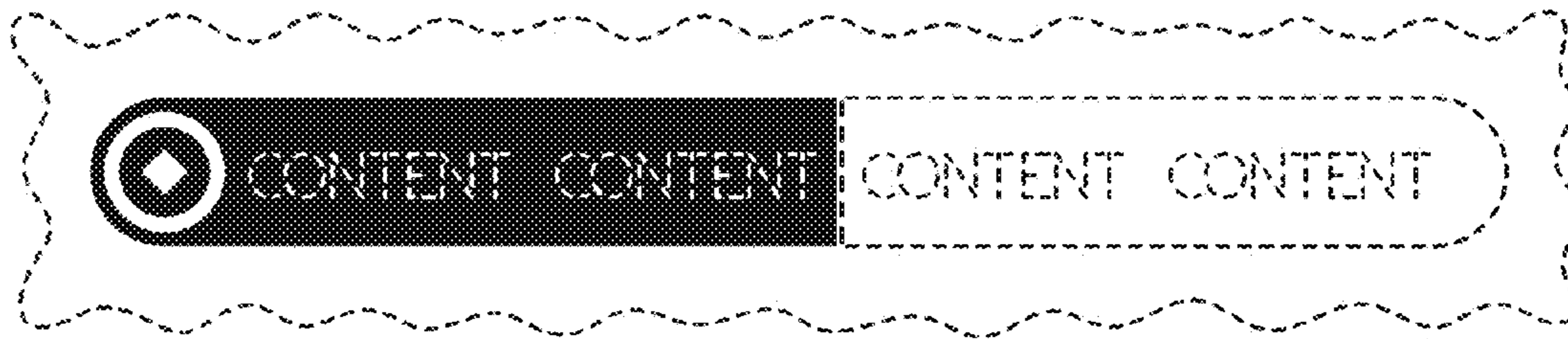


FIG. 8