



US00D726200S

(12) **United States Design Patent**
Yang et al.

(10) **Patent No.:** **US D726,200 S**
(45) **Date of Patent:** **** Apr. 7, 2015**

(54) **CELLULAR PHONE HAVING GRAPHICAL USER INTERFACE**

(75) Inventors: **Sooyoung Yang**, Seoul (KR); **Jaeyoung Lee**, Seoul (KR); **Eungyeong Gwon**, Seoul (KR); **Kyungeun Hwang**, Seoul (KR)

(73) Assignee: **LG Electronics Inc.**, Seoul (KR)

(**) Term: **14 Years**

(21) Appl. No.: **29/426,402**

(22) Filed: **Jul. 5, 2012**

(30) **Foreign Application Priority Data**

Jan. 6, 2012 (KR) 30-2012-0000882

(51) **LOC (10) Cl.** **14-04**

(52) **U.S. Cl.**
USPC **D14/486**

(58) **Field of Classification Search**
CPC G06F 3/00; G06F 3/048; G06F 3/0481; G06F 3/04817; G06F 3/0482; G06F 3/0483; G06F 3/0484; G06F 3/04842; G06F 3/0486; G06F 3/04886; G06F 9/4443
USPC D14/485-495; 715/700-866
See application file for complete search history.

(56) **References Cited**

U.S. PATENT DOCUMENTS

7,065,714 B1 * 6/2006 Theel et al. 715/781
D647,912 S * 11/2011 Maitlen et al. D14/485
D667,836 S * 9/2012 Lemay D14/486
D675,639 S * 2/2013 Anzures et al. D14/487
D681,657 S * 5/2013 Deng D14/486

D695,763 S * 12/2013 Tagliabue et al. D14/486
D696,272 S * 12/2013 Tagliabue et al. D14/486
D696,274 S * 12/2013 Tagliabue et al. D14/486
D699,252 S * 2/2014 Tagliabue et al. D14/486
2011/0055044 A1 * 3/2011 Wiedl 705/26.5
2012/0136751 A1 * 5/2012 Ochtel 705/26.8
2012/0317505 A1 * 12/2012 Schwartz et al. 715/764

OTHER PUBLICATIONS

Favbulous, Paper Fold Effect in App Design, Nov. 13, 2012, <http://favbulous.com/post/1128/paper-fold-effect-in-app-design>.
Dribbble, Fold to Refresh, Dec. 14, 2012, <https://dribbble.com/shots/858628-Fold-to-Refresh>.
Tack, Interface Origami, Apr. 9, 2012, <http://blog.tackmobile.com/article/interface-origami/>.

* cited by examiner

Primary Examiner — Eric Goodman

Assistant Examiner — John Reickel

(74) *Attorney, Agent, or Firm* — Morgan, Lewis & Bockius LLP

(57) **CLAIM**

The ornamental design for a cellular phone having graphical user interface, as shown and described.

DESCRIPTION

FIG. 1 is a front, right side, perspective view of a cellular phone having graphical user interface showing our new design;

FIG. 2 is a front view thereof; and,

FIG. 3 is an enlarged view of the graphical user interface.

The broken line showing of a cellular phone is included for the purpose of illustrating environmental structure and forms no part of the claimed design. The words form no part of the claimed design.

1 Claim, 3 Drawing Sheets




FIG. 1

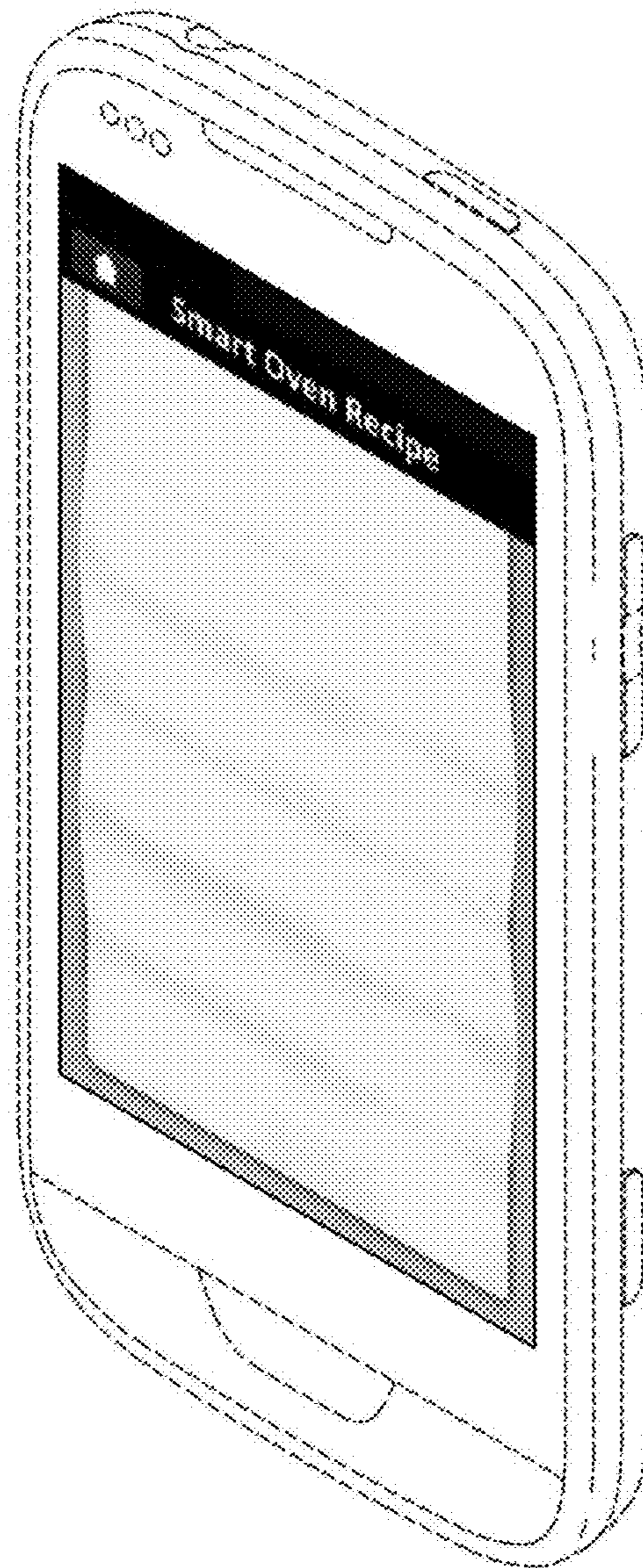


FIG. 2




FIG. 3

