



US00D726178S

(12) **United States Design Patent**
Okamoto et al.

(10) **Patent No.:** **US D726,178 S**

(45) **Date of Patent:** **** Apr. 7, 2015**

(54) **PERSONAL COMPUTER**

(71) Applicant: **Fujitsu Limited**, Kawasaki-shi,
Kanagawa (JP)

(72) Inventors: **Kohei Okamoto**, Kawasaki (JP);
Hiroyuki Fujita, Tokyo (JP); **Maria Ota**,
Kawasaki (JP); **Raku Ishida**,
Kawasaki (JP)

(73) Assignee: **Fujitsu Limited**, Kawasaki (JP)

(**) Term: **14 Years**

(21) Appl. No.: **29/475,305**

(22) Filed: **Dec. 2, 2013**

(30) **Foreign Application Priority Data**

Jun. 3, 2013 (JP) 2013-012327

(51) **LOC (10) Cl.** **14-02**

(52) **U.S. Cl.**
USPC **D14/318**

(58) **Field of Classification Search**
USPC D14/315-327; D18/1, 2, 7, 11;
235/145 A, 145 R; 341/22, 23; 345/104,
345/156, 168, 169, 173; 361/679.2, 679.08,
361/679.09, 679.11, 679.12, 679.17,
361/679.26, 679.27

See application file for complete search history.

(56) **References Cited**

U.S. PATENT DOCUMENTS

6,771,494 B2 * 8/2004 Shimano 361/679.06
D502,177 S * 2/2005 Takada et al. D14/318

D517,063 S * 3/2006 Nakajima et al. D14/318
D518,042 S * 3/2006 Kanayama D14/318
D566,112 S * 4/2008 Kawami et al. D14/318
2005/0041378 A1 * 2/2005 Hamada et al. 361/680

* cited by examiner

Primary Examiner — Freda S Nunn

(74) *Attorney, Agent, or Firm* — Staas & Halsey LLP


(57) **CLAIM**

The ornamental design for a personal computer, as shown and described.

DESCRIPTION

FIG. 1 is a perspective view of front, bottom and right side of a personal computer showing our new design;
FIG. 2 is a perspective view of rear, top and left side thereof;
FIG. 3 is a front view thereof;
FIG. 4 is a rear view thereof;
FIG. 5 is a left side view thereof;
FIG. 6 is a right side view thereof;
FIG. 7 is a top view thereof;
FIG. 8 is a bottom view thereof;
FIG. 9 is a perspective view showing a state that a cover is open;
FIG. 10 is a rear perspective view showing a state that a cover is open;
FIG. 11 is a front view showing a state that a cover is open;
FIG. 12 is a rear view showing a state that a cover is open;
FIG. 13 is a left side view showing a state that a cover is open;
FIG. 14 is a right side view showing a state that a cover is open;
FIG. 15 is a top view showing a state that a cover is open; and,
FIG. 16 is a bottom view showing a state that a cover is open.

1 Claim, 9 Drawing Sheets






FIG. 1




FIG. 2

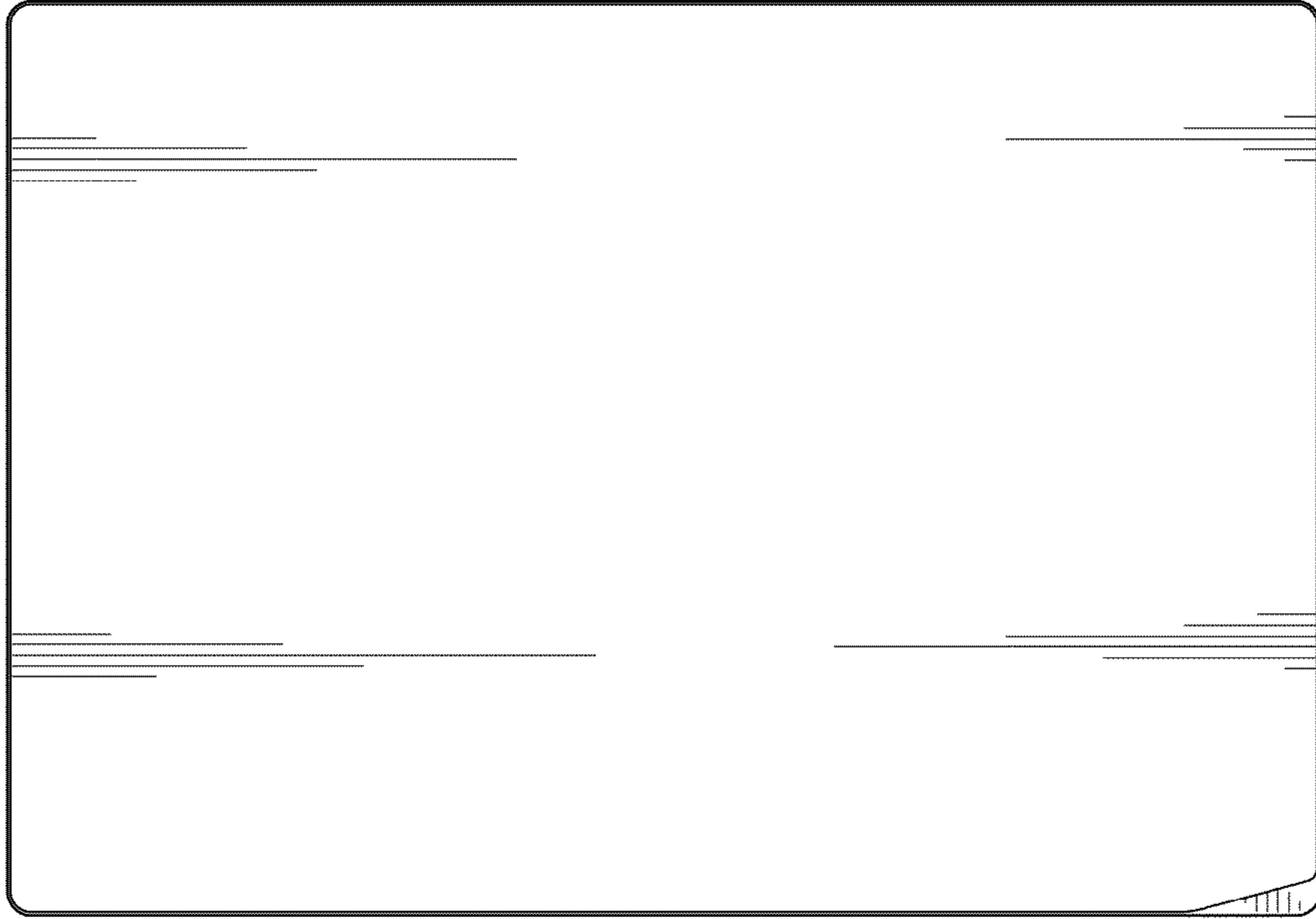


FIG. 3



FIG. 4

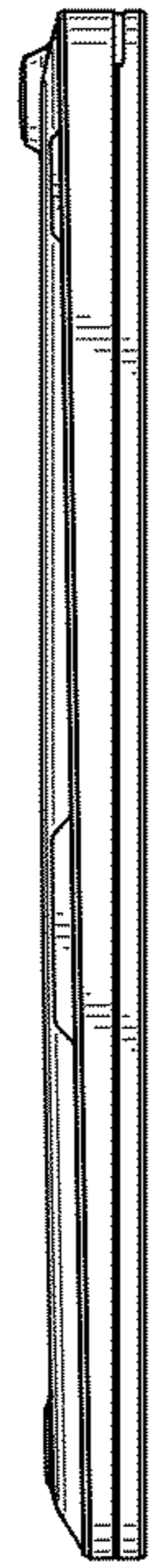


FIG. 5




FIG. 6



FIG. 7



FIG. 8

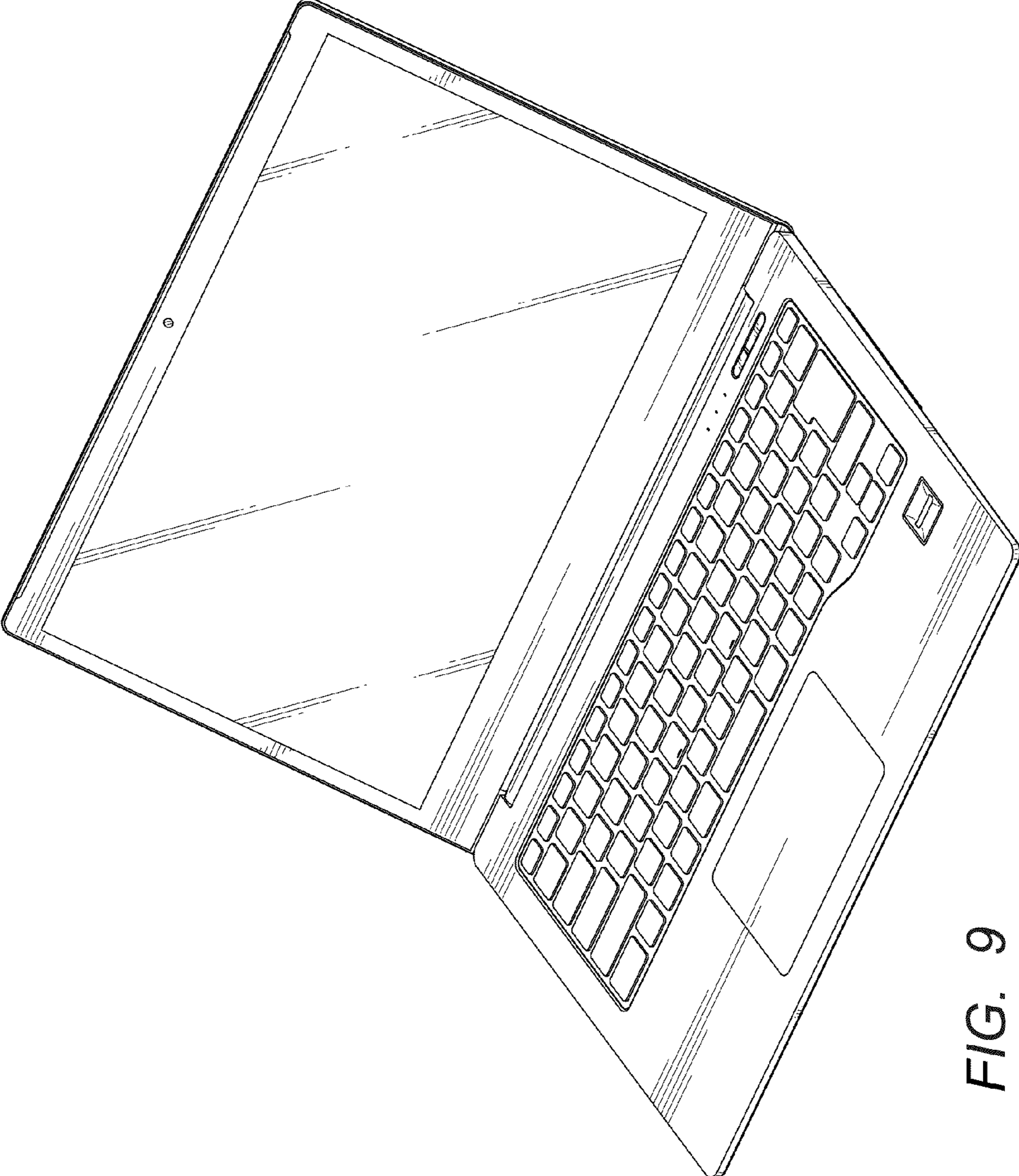


FIG. 9




FIG. 10




FIG. 11




FIG. 12

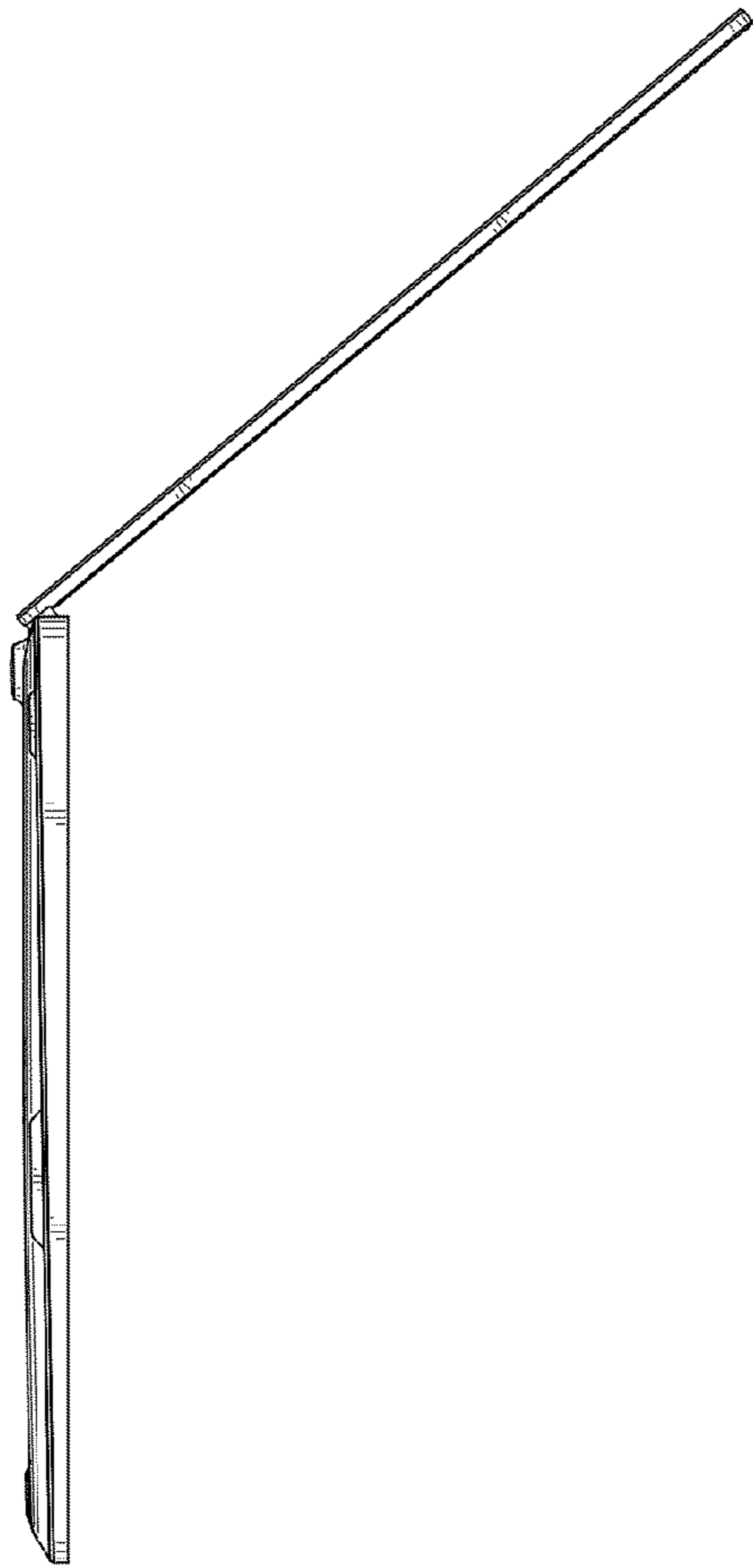


FIG. 13

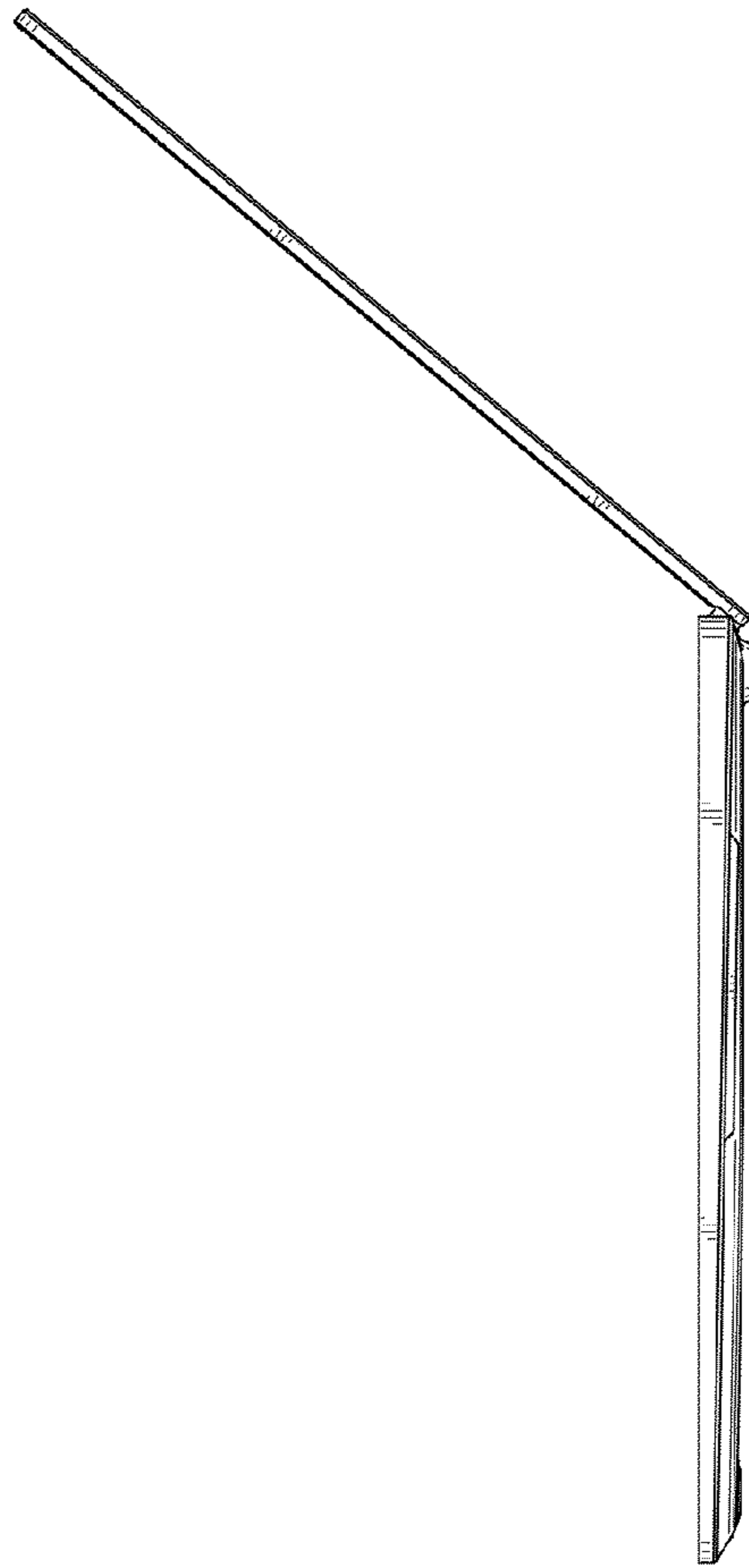


FIG. 14

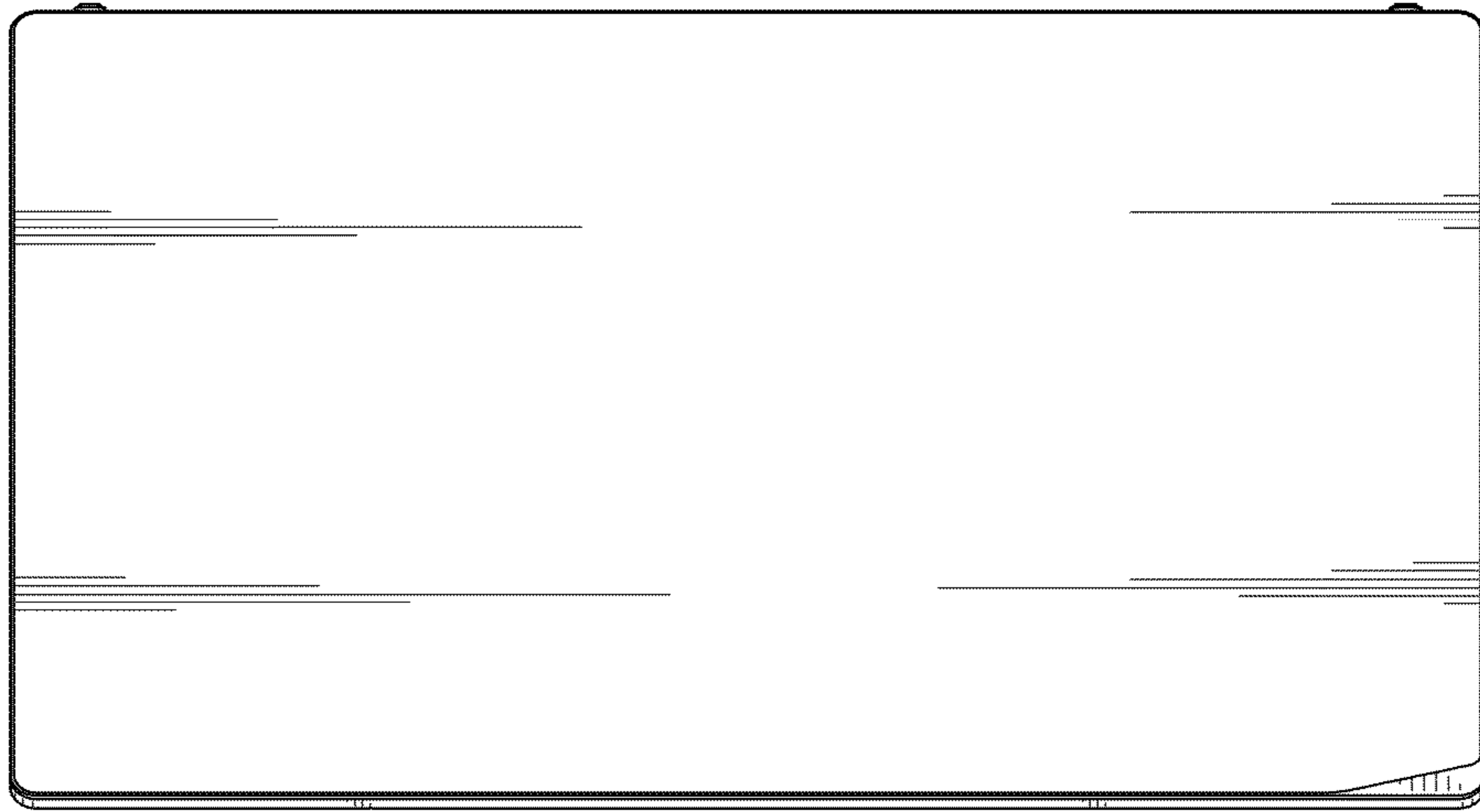


FIG. 15

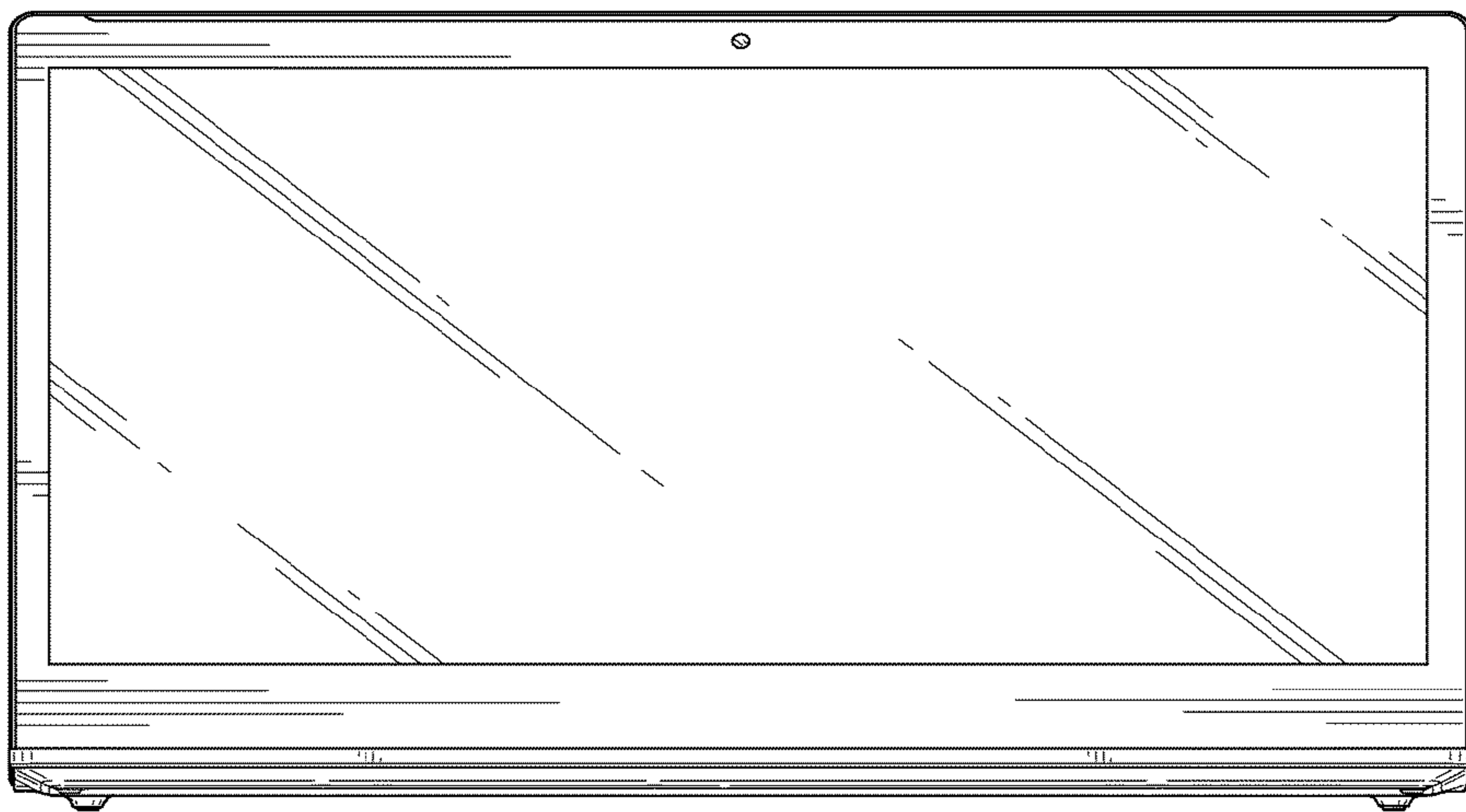


FIG. 16