



US00D726174S

(12) **United States Design Patent**  
**Wahlin**

(10) **Patent No.:** **US D726,174 S**

(45) **Date of Patent:** **\*\* Apr. 7, 2015**

(54) **SMART PHONE CASE WITH LANYARD ATTACHMENT**

(71) Applicant: **Vicki Wahlin**, Indianapolis, IN (US)

(72) Inventor: **Vicki Wahlin**, Indianapolis, IN (US)

(\*\*) Term: **14 Years**

(21) Appl. No.: **29/491,869**

(22) Filed: **May 27, 2014**

(51) **LOC (10) Cl.** ..... **14-03**

(52) **U.S. Cl.**  
USPC ..... **D14/250**

(58) **Field of Classification Search**

USPC ..... D14/250, 238.1, 440, 203.3–203.7, 217, D14/240, 248, 251–253, 341–347, 444, 447, D14/496; D13/103, 107–108, 119; 248/176.3, 188.8, 309.1, 371, 668; 361/220, 379.01, 679.01, 679.02, 361/679.09, 679.21, 679.25, 679.3, 679.4, 361/679.56, 679.57, 759, 807, 816; 379/433.11, 451, 455; 455/556.1, 557, 455/566, 575.1, 575.2, 575.8; 206/37, 45.2, 206/305, 320, 216; 320/108, 115; 429/96; 220/4.02; 150/165; 174/50; 235/41, 235/375, 462; 312/223.1; 396/535; D3/201, D3/218, 247, 269, 272, 301, 303

See application file for complete search history.

(56) **References Cited**

**U.S. PATENT DOCUMENTS**

D329,750	S	*	9/1992	Gilmore et al.	.....	D3/218
D355,657	S	*	2/1995	Scheid et al.	.....	D3/218
D370,337	S	*	6/1996	Hodson	.....	D3/201
D398,777	S	*	9/1998	Epstein	.....	D3/218
D402,987	S	*	12/1998	Wicks	.....	D14/191
D423,772	S	*	5/2000	Cooper et al.	.....	D3/218
D435,547	S	*	12/2000	Reed	.....	D14/250
D437,111	S	*	2/2001	Bergh	.....	D3/218
D447,864	S	*	9/2001	Casparian	.....	D3/218
D451,094	S	*	11/2001	Powell	.....	D14/250

D467,069	S	*	12/2002	TenHoeve	.....	D3/218
D501,079	S	*	1/2005	Crosskey	.....	D3/218
D517,311	S	*	3/2006	Kim	.....	D3/218
D519,275	S	*	4/2006	Shertzer	.....	D3/218
D521,726	S		5/2006	Tarantino		
D523,239	S	*	6/2006	Goradesky et al.	.....	D3/218
D533,994	S	*	12/2006	Hussaini et al.	.....	D3/218
D562,807	S		2/2008	Bartley		
D574,819	S	*	8/2008	Andre et al.	.....	D3/269
D575,056	S	*	8/2008	Tan	.....	D3/218
7,650,007	B2		1/2010	DeLuis		
7,661,567	B2	*	2/2010	Myers	.....	224/217
D684,357	S	*	6/2013	Pegg	.....	D3/218
D688,655	S	*	8/2013	Rey-Hipolito et al.	.....	D14/250
8,523,031	B2	*	9/2013	Hedrick	.....	224/257
D691,991	S	*	10/2013	Mohan	.....	D14/250
D712,135	S	*	9/2014	Huang et al.	.....	D3/218
2002/0043545	A1		4/2002	Cheng Tsai		

(Continued)

*Primary Examiner* — Carla Jobe Wright

(57) **CLAIM**

I claim the ornamental design for a smart phone case with lanyard attachment, as shown and described.

**DESCRIPTION**

FIG. 1 is a front view of the smart phone case with lanyard attachment.

FIG. 2 is a rear view of the smart phone case with lanyard attachment.

FIG. 3 is a left side view of the smart phone case with lanyard attachment.

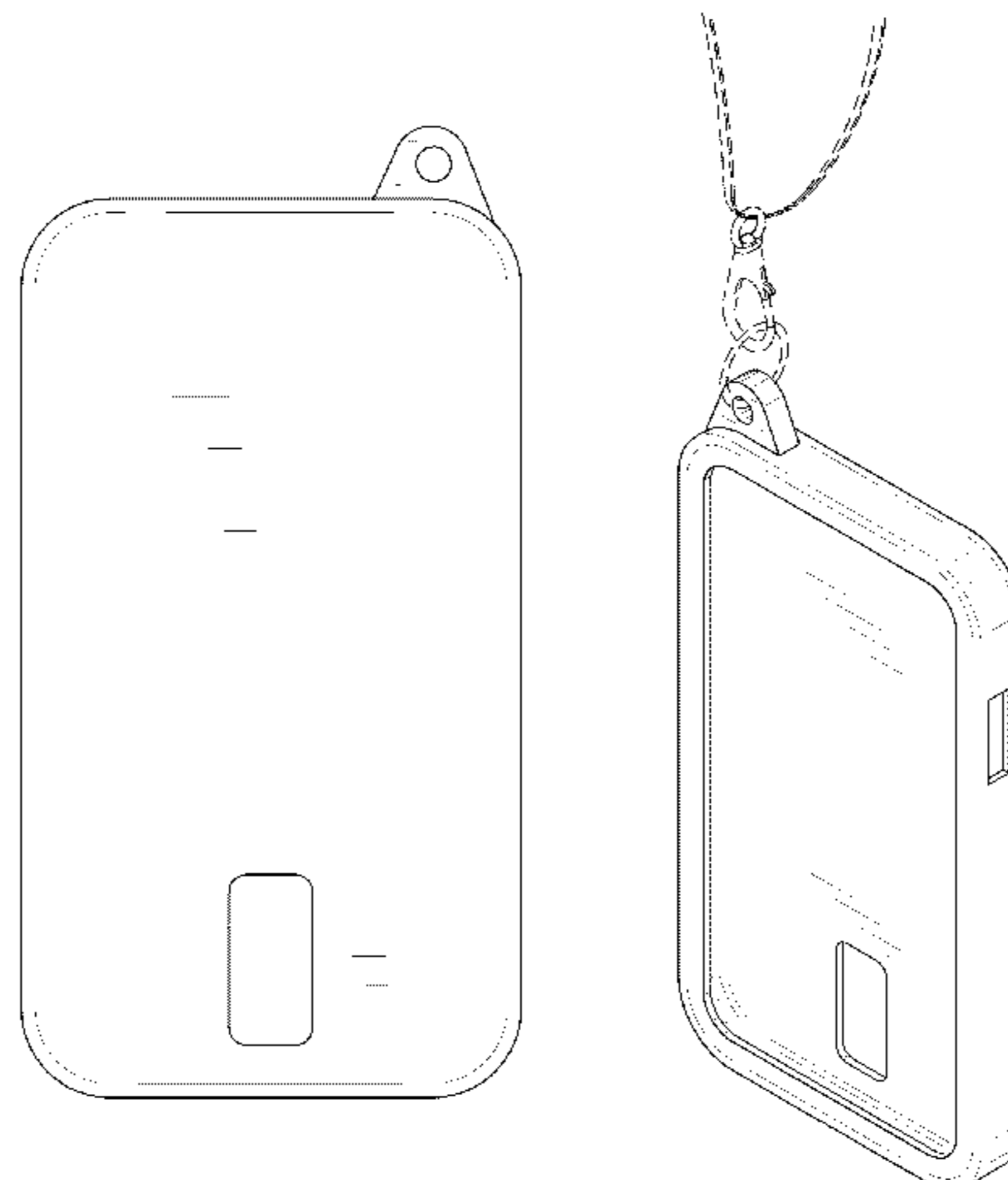
FIG. 4 is a right side view of the smart phone case with lanyard attachment.

FIG. 5 is a top view of the smart phone case with lanyard attachment.

FIG. 6 is a bottom view of the smart phone case with lanyard attachment; and,

FIG. 7 is a perspective view of the smart phone case with lanyard attachment in use with an unclaimed lanyard, clip, and ring. The lanyard, clip, and ring depicted in broken lines in FIG. 7 are environmental matter and form no part of the claimed design.

**1 Claim, 5 Drawing Sheets**



(56)

**References Cited**

U.S. PATENT DOCUMENTS

2004/0056061 A1 3/2004 Yang  
2004/0180631 A1 9/2004 Kim  
2006/0113345 A1 7/2006 Zoullas

2006/0124676 A1 7/2006 Magtrooimone  
2007/0278265 A1 12/2007 Contente  
2011/0031160 A1 2/2011 Wrightleggett  
2013/0257240 A1\* 10/2013 Hong, John ..... 312/223.1

\* cited by examiner




FIG. 1




FIG. 2

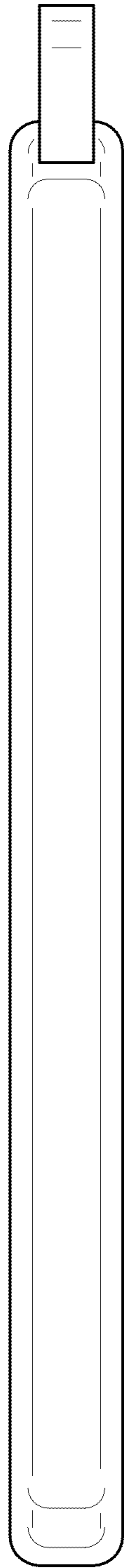


FIG. 3

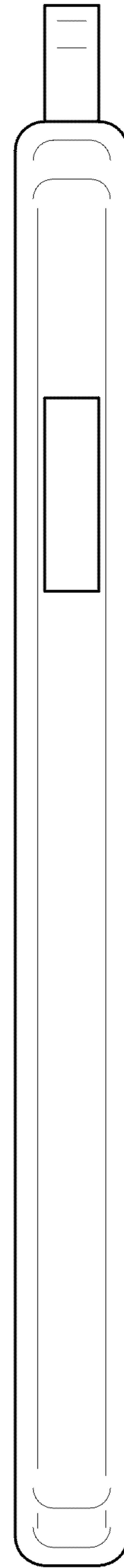


FIG. 4

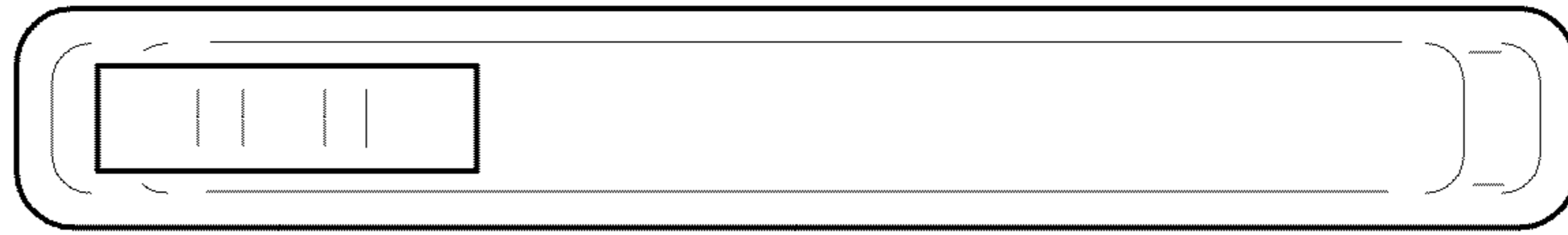


FIG. 5




FIG. 6

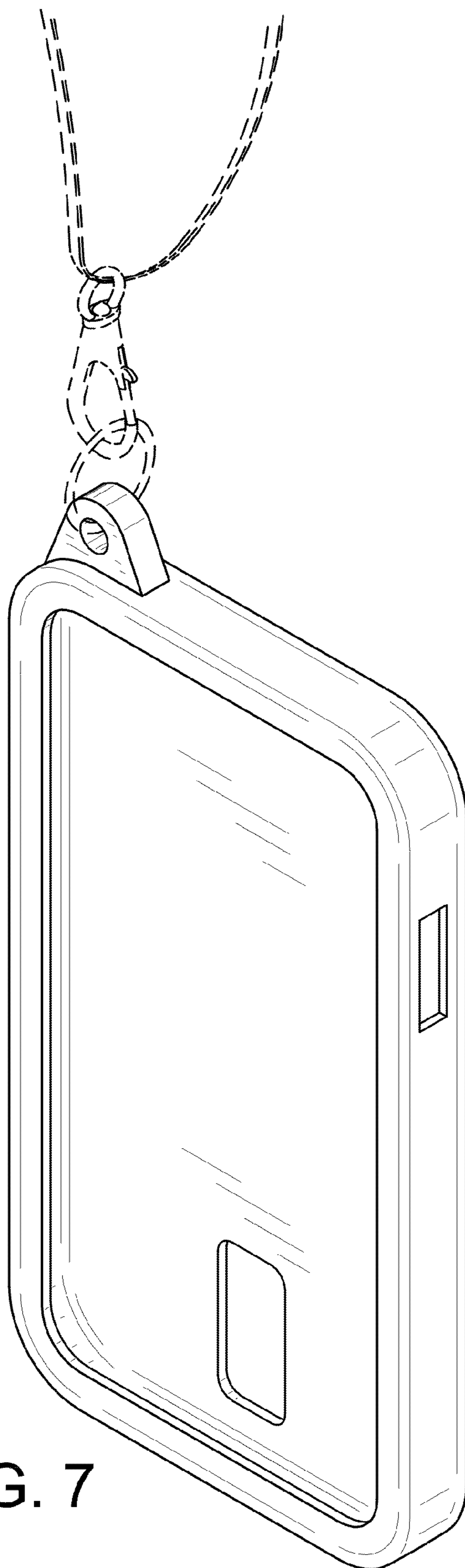


FIG. 7