



US00D726171S

(12) **United States Design Patent**  
**Edwards**

(10) **Patent No.:** **US D726,171 S**

(45) **Date of Patent:** **\*\* Apr. 7, 2015**

(54) **PHONE COVER**

(71) Applicant: **Tyler Edwards**, San Diego, CA (US)

(72) Inventor: **Tyler Edwards**, San Diego, CA (US)

(\*\*) Term: **14 Years**

(21) Appl. No.: **29/453,236**

(22) Filed: **Apr. 26, 2013**

(51) **LOC (10) Cl.** ..... **14-03**

(52) **U.S. Cl.**  
USPC ..... **D14/250**

(58) **Field of Classification Search**  
USPC ..... D14/250, 138 AA, 138 AB, 138 AD,  
D14/138 G, 217, 238.1, 248, 251-253, 346,  
D14/356, 440, 496, 203.5, 203.8; D13/103,  
D13/107, 108; D3/201, 218, 247, 269, 273,  
D3/301, 303; 455/575.1, 575.8; 206/305,  
206/320, 251, 45.2

See application file for complete search history.

(56) **References Cited**

**U.S. PATENT DOCUMENTS**

D615,078 S *	5/2010	Bradley	.....	D14/250
D624,064 S *	9/2010	Esposito	.....	D14/250
D625,920 S *	10/2010	Lyon et al.	.....	D3/247
D653,656 S *	2/2012	Charnas et al.	.....	D14/250
D654,931 S *	2/2012	Lemelman et al.	.....	D14/496
8,381,904 B1 *	2/2013	Longinotti-Buitoni	.....	206/320
D688,654 S *	8/2013	Stevinson	.....	D14/250

D703,650 S *	4/2014	Ehrlich	.....	D14/250
D703,651 S *	4/2014	Ehrlich	.....	D14/250
D705,764 S *	5/2014	Thoni	.....	D14/250
D707,965 S *	7/2014	Requa	.....	D3/247
2013/0157730 A1 *	6/2013	McCormac et al.	.....	455/575.8
2014/0051488 A1 *	2/2014	Chung	.....	455/575.8
2014/0066142 A1 *	3/2014	Gipson	.....	455/575.8

\* cited by examiner

*Primary Examiner* — Deanna L Pratt

*Assistant Examiner* — Lilyana Bekic

(74) *Attorney, Agent, or Firm* — Scott E. McPherson; ADLI Law Group P.C.

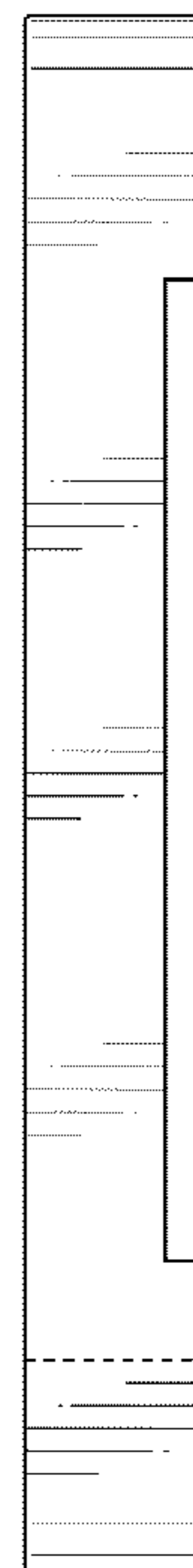
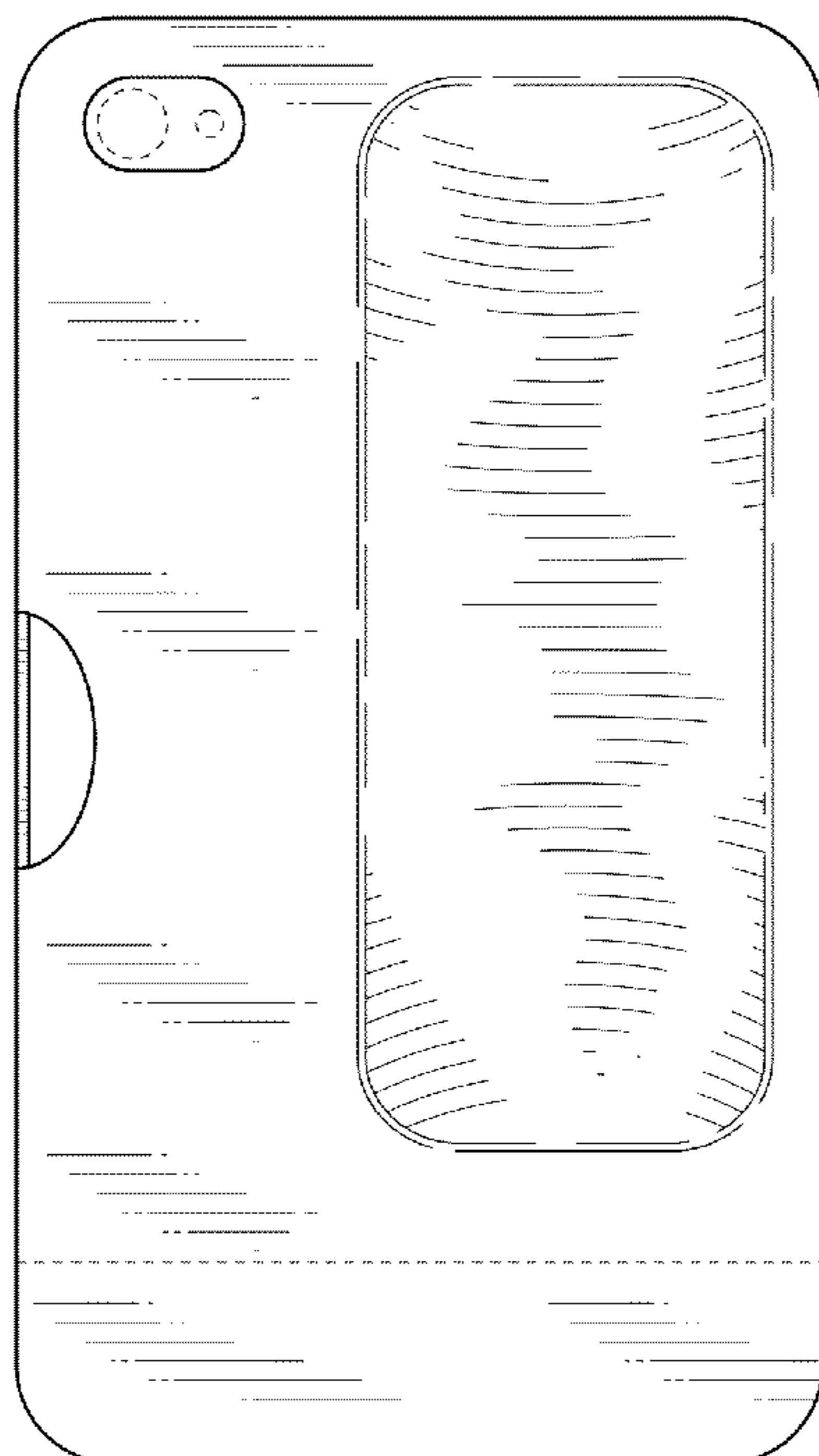
(57) **CLAIM**

I claim the ornamental design for a phone cover, as shown and described.

**DESCRIPTION**

FIG. 1 is a rear, bottom, right perspective view of a phone cover my new design;  
 FIG. 2 is a rear elevational view thereof;  
 FIG. 3 is a front elevational view thereof;  
 FIG. 4 is a right elevational view thereof;  
 FIG. 5 is a left elevational view thereof;  
 FIG. 6 is a top plan view thereof;  
 FIG. 7 is a bottom plan view thereof; and,  
 FIG. 8 is a rear, top, right perspective view thereof with an optional insert shown.  
 The broken lines in the drawings illustrate portions of the phone cover which form no part of the claimed design.

**1 Claim, 5 Drawing Sheets**



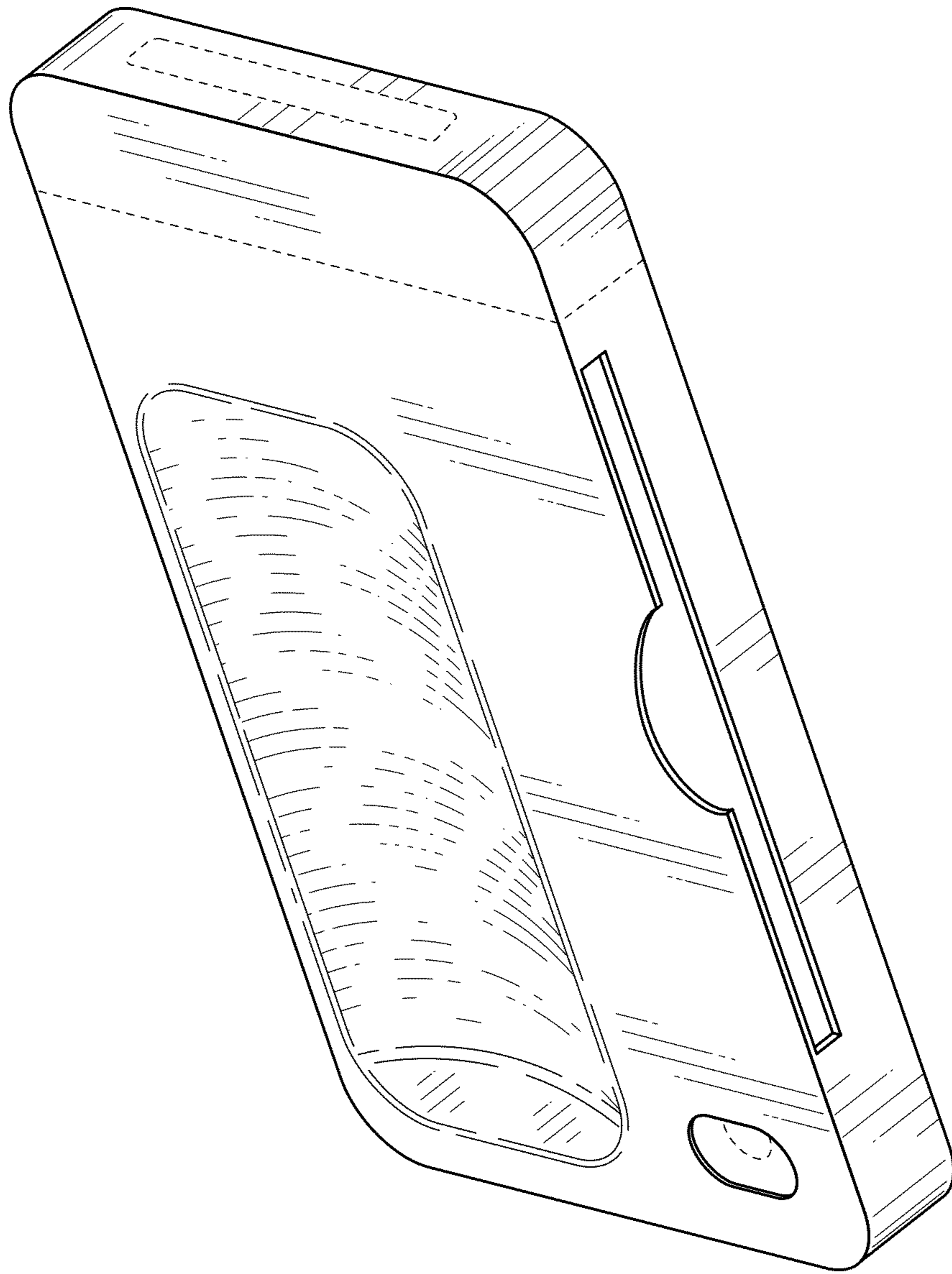


FIG. 1

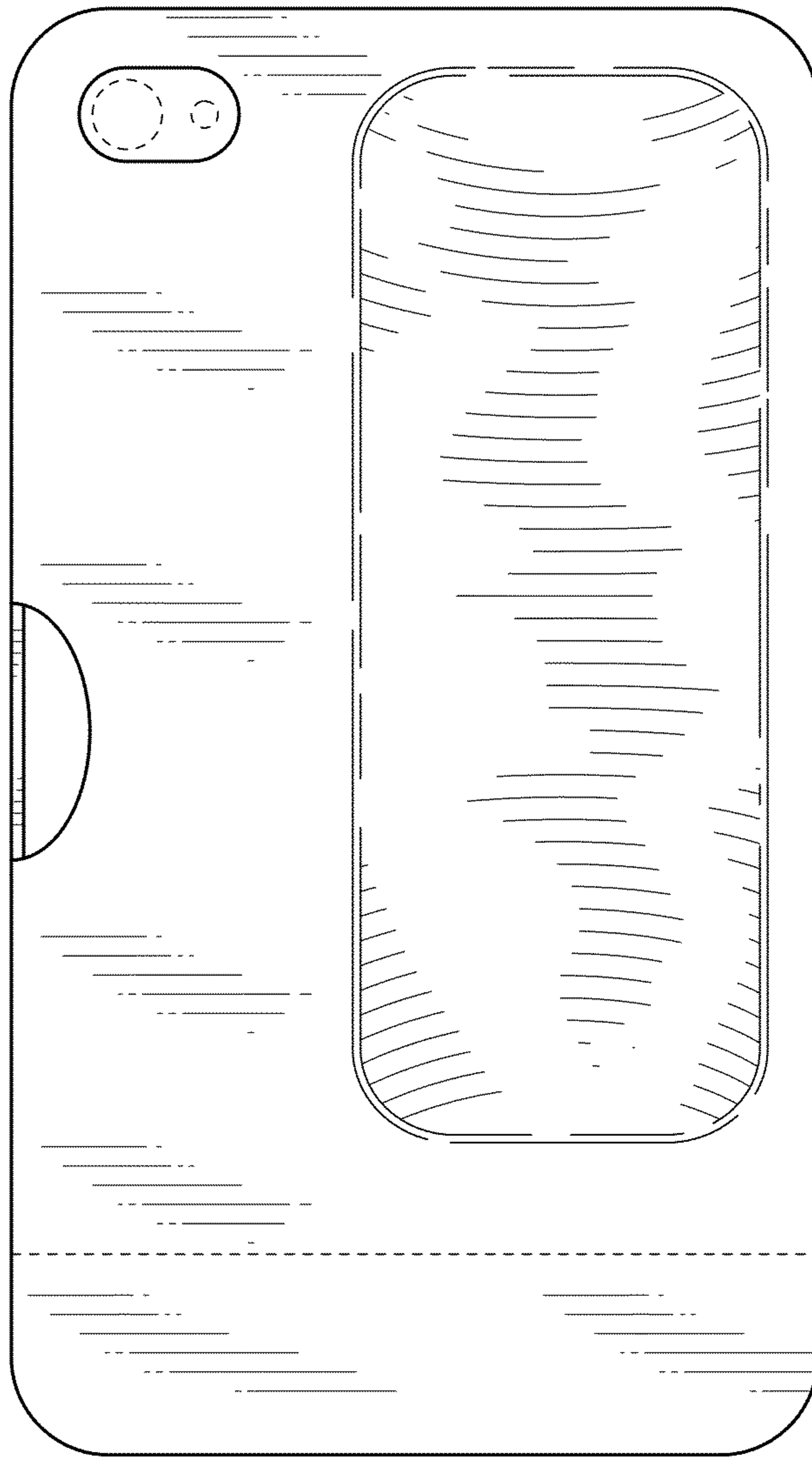


FIG. 2




FIG. 3




FIG. 4




FIG. 5

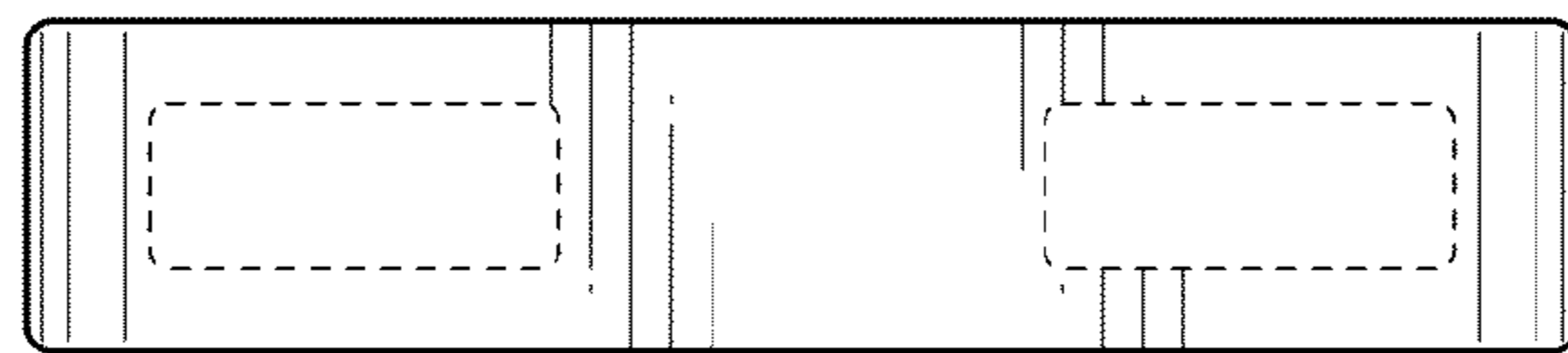


FIG. 6

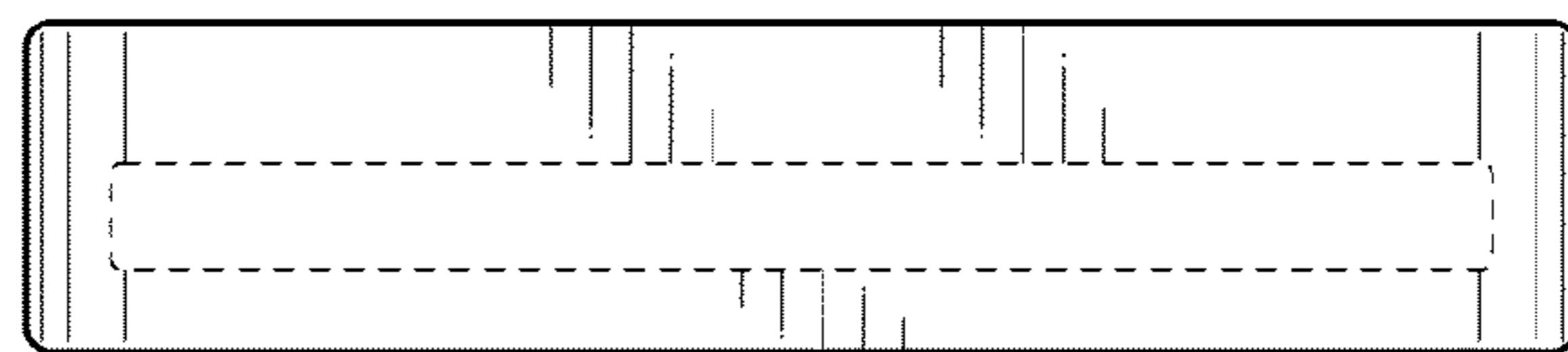


FIG. 7

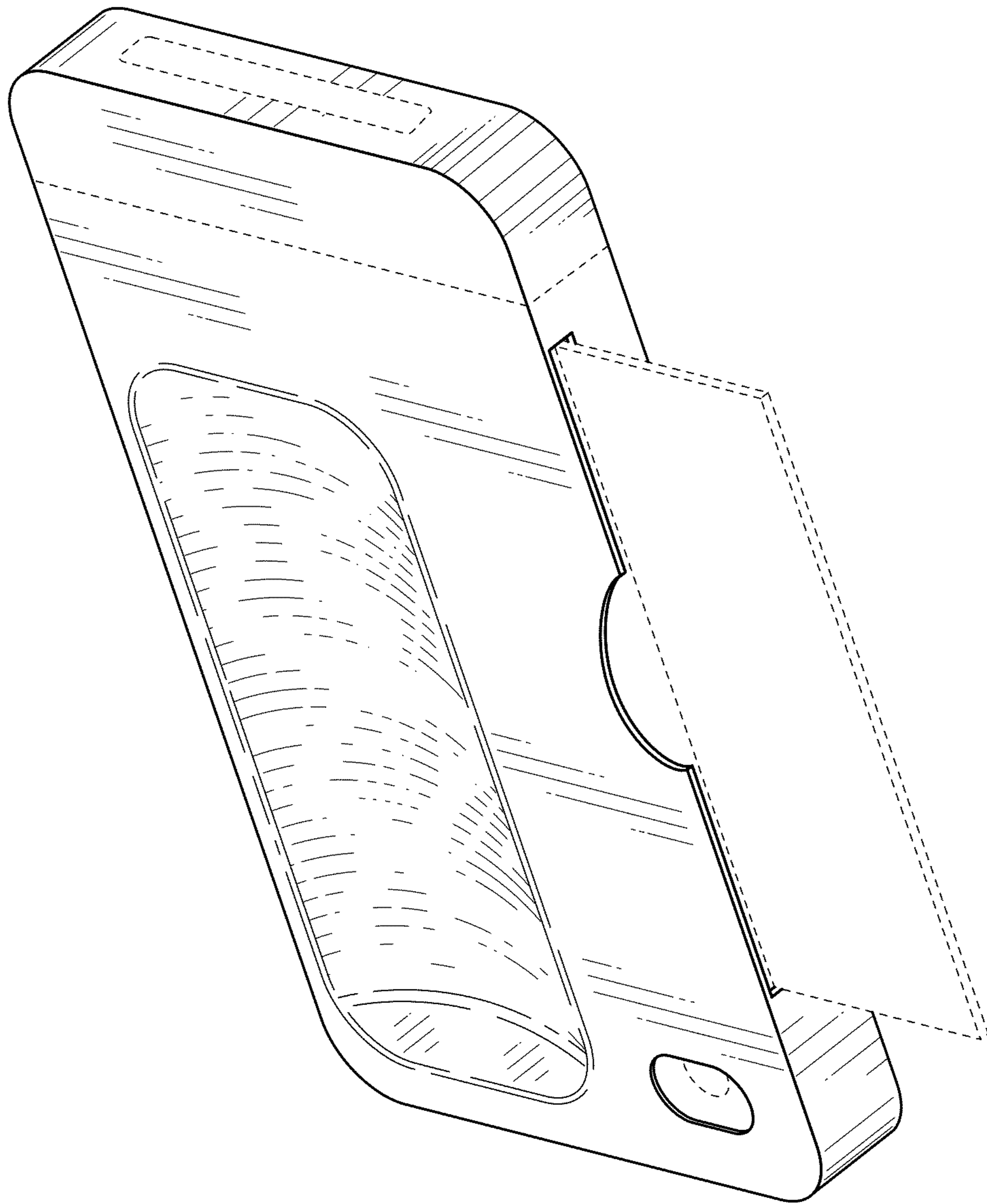


FIG. 8