



US00D726169S

(12) **United States Design Patent**
Powell et al.

(10) **Patent No.:** **US D726,169 S**
(45) **Date of Patent:** **** Apr. 7, 2015**

(54) **CASE**

- (71) Applicant: **Incipio Technologies, Inc.**, Irvine, CA (US)
- (72) Inventors: **Mark Andrew Powell**, Costa Mesa, CA (US); **Blake Hunter Robertson**, La Mesa, CA (US); **Timothy Alan Hemesath**, Huntington Beach, CA (US)
- (73) Assignee: **Incipio Technologies, Inc.**, Irvine, CA (US)

(**) Term: **14 Years**

(21) Appl. No.: **29/433,294**

(22) Filed: **Sep. 27, 2012**

(51) **LOC (10) Cl.** **14-03**

(52) **U.S. Cl.**
USPC **D14/250**

(58) **Field of Classification Search**
USPC D14/138 G, 138 AD, 138 AB, 138 AA, D14/203.8, 203.5, 250, 251, 252, 253, 217, D14/496, 440, 346, 248, 238.1, 137, 356, D14/391, 392, 455, 456; D3/218, 215, 201, D3/247, 269, 273, 301, 303; 220/4.02; 361/679.56; 455/575.1, 575.8; 206/305, 320, 251, 45.2

See application file for complete search history.

(56) **References Cited**

U.S. PATENT DOCUMENTS

3,575,781 A	4/1971	Pezely	
D282,474 S *	2/1986	Sparks et al.	D18/12
4,845,863 A	7/1989	Yung-Mao	
D311,913 S *	11/1990	Schaum	D14/456
5,258,592 A	11/1993	Nishikawa et al.	
D396,711 S *	8/1998	Chao	D14/392
D406,580 S *	3/1999	Nien	D14/392
D458,929 S *	6/2002	Kim et al.	D14/392
D462,514 S	9/2002	Rivera et al.	
D489,162 S	5/2004	Dings-Plooj	

D492,308 S *	6/2004	Ozolins et al.	D14/391
D499,546 S	12/2004	Smithers	
6,854,412 B1	2/2005	Courson et al.	
D503,532 S	4/2005	Andre et al.	
D531,990 S *	11/2006	Kobayashi	D14/217
D542,524 S	5/2007	Richardson et al.	
D543,541 S	5/2007	Chung et al.	
7,261,204 B2	8/2007	Zaidi et al.	
D561,204 S	2/2008	Toh	
D561,986 S	2/2008	Horne et al.	
D588,442 S	3/2009	Chong et al.	
D589,486 S	3/2009	He	
D597,089 S	7/2009	Khan et al.	

(Continued)

OTHER PUBLICATIONS

Krawczyk, Konrad. Dell Latitude E5530 Review. Laptop Mag. Sep. 25, 2012. <<http://www.laptopmag.com/review/laptops/dell-latitude-e5530.aspx>> Web. Jul. 23, 2014.*

Primary Examiner — Deanna L Pratt

Assistant Examiner — Lilyana Bekic

(74) *Attorney, Agent, or Firm* — Manatt, Phelps & Phillips, LLP

(57) **CLAIM**

The ornamental design for a case, as shown and described.

DESCRIPTION

FIG. 1 is a front perspective view of a case.

FIG. 2 is a rear perspective view thereof.

FIG. 3 is a front view thereof.

FIG. 4 is a rear view thereof.

FIG. 5 is a left side view thereof.

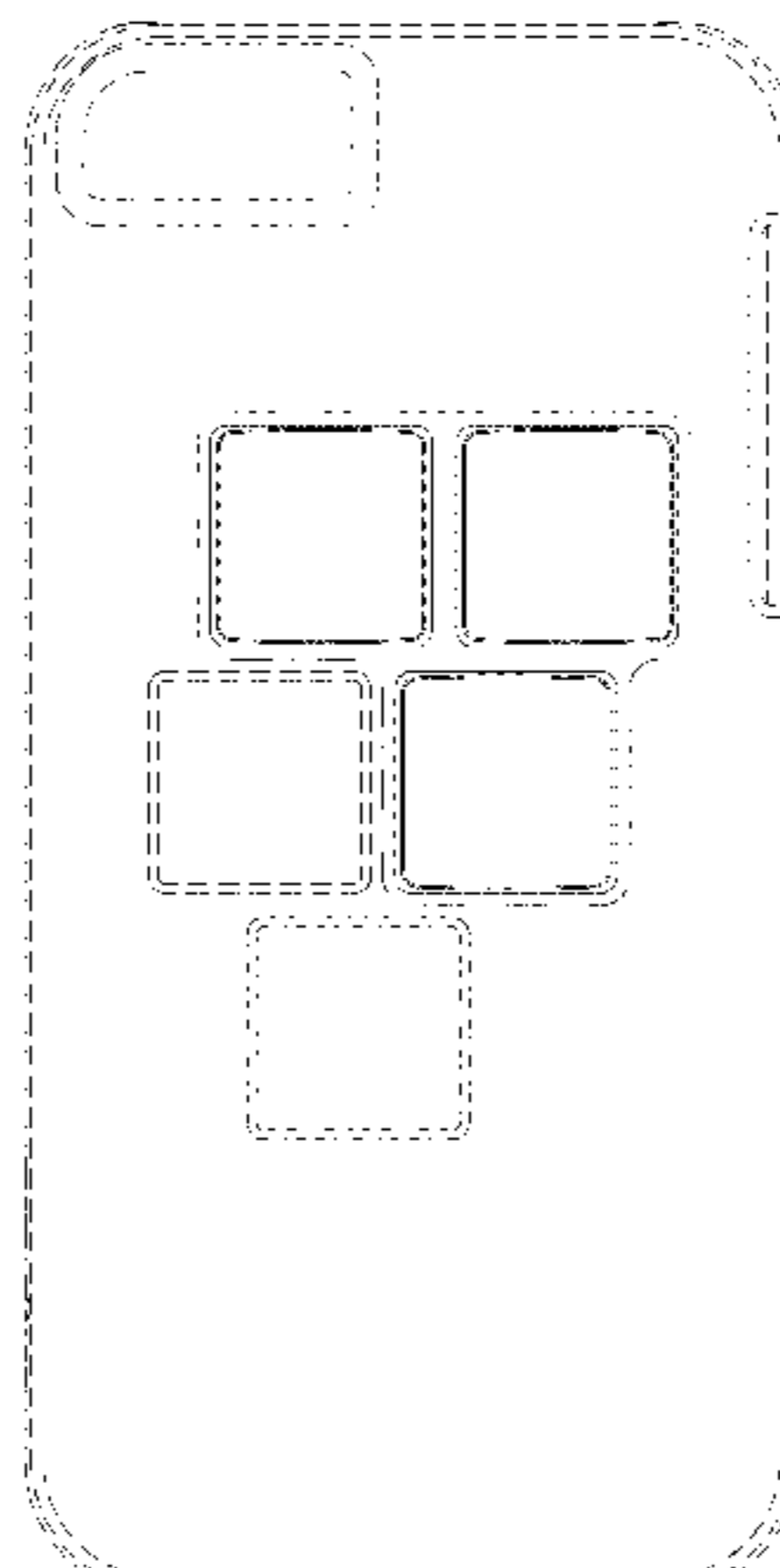
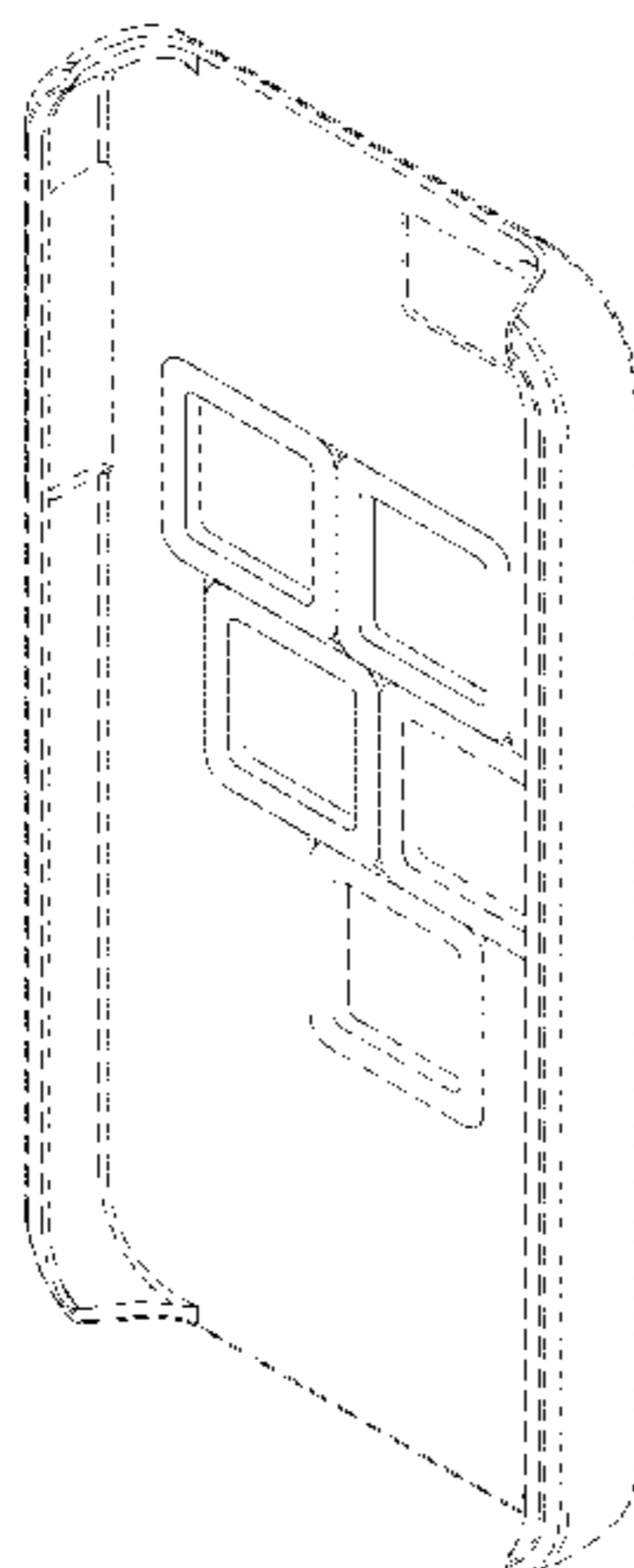
FIG. 6 is a right side view thereof.

FIG. 7 is a top end view thereof; and,

FIG. 8 is a bottom end view thereof.

The dash-dash broken lines in the drawings illustrate portions of the case which form no part of the claimed design. The dash-dot-dash broken lines define the bounds of the claim and form no part thereof.

1 Claim, 6 Drawing Sheets



(56)

References Cited

U.S. PATENT DOCUMENTS

D603,603 S	11/2009	Laine et al.	
D606,986 S *	12/2009	de Jong et al.	D14/250
D607,445 S *	1/2010	Ferrari et al.	D14/250
D612,388 S *	3/2010	Chan et al.	D14/456
D616,361 S	5/2010	Huang	
D616,886 S *	6/2010	Andre et al.	D14/392
D620,931 S	8/2010	Opman	
D625,283 S	10/2010	Okada et al.	
D625,310 S *	10/2010	Andre et al.	D14/392
D625,698 S	10/2010	Miyazaki et al.	
D634,313 S *	3/2011	Fitzpatrick et al.	D14/250
7,949,242 B2	5/2011	Yang et al.	
D643,427 S *	8/2011	McGoldrick et al.	D14/356
8,008,591 B2	8/2011	Shi et al.	
D645,860 S *	9/2011	Andre et al.	D14/318
D646,266 S	10/2011	Kim et al.	
D647,519 S	10/2011	Rothbaum et al.	
D648,332 S *	11/2011	Kim et al.	D14/248
D649,144 S	11/2011	Fathollahi	
D654,068 S	2/2012	Monaco et al.	
D654,069 S	2/2012	Kwon et al.	
D668,246 S	10/2012	Fathollahi	
D671,120 S *	11/2012	Kim	D14/392
D680,544 S *	4/2013	Akana et al.	D14/434
D685,776 S *	7/2013	Bau	D14/250
D688,242 S *	8/2013	Smith et al.	D14/391
D689,493 S *	9/2013	Moore et al.	D14/392
D693,344 S *	11/2013	Stahl	D14/392
D695,291 S *	12/2013	Andre et al.	D14/392
D704,717 S *	5/2014	Tanaka	D14/456
2003/0052786 A1	3/2003	Dickinson	
2009/0139010 A1	6/2009	Bevier	
2010/0051712 A1	3/2010	Lebeck	

* cited by examiner

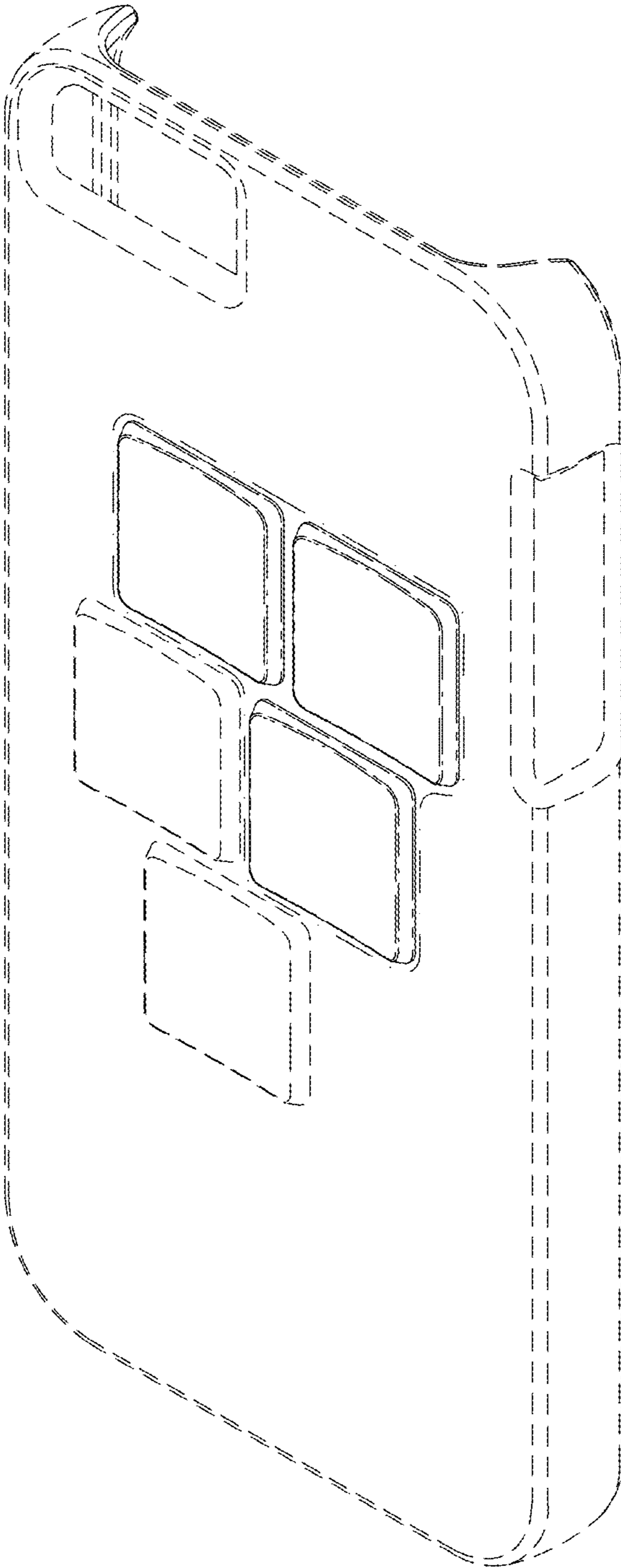


FIG. 1

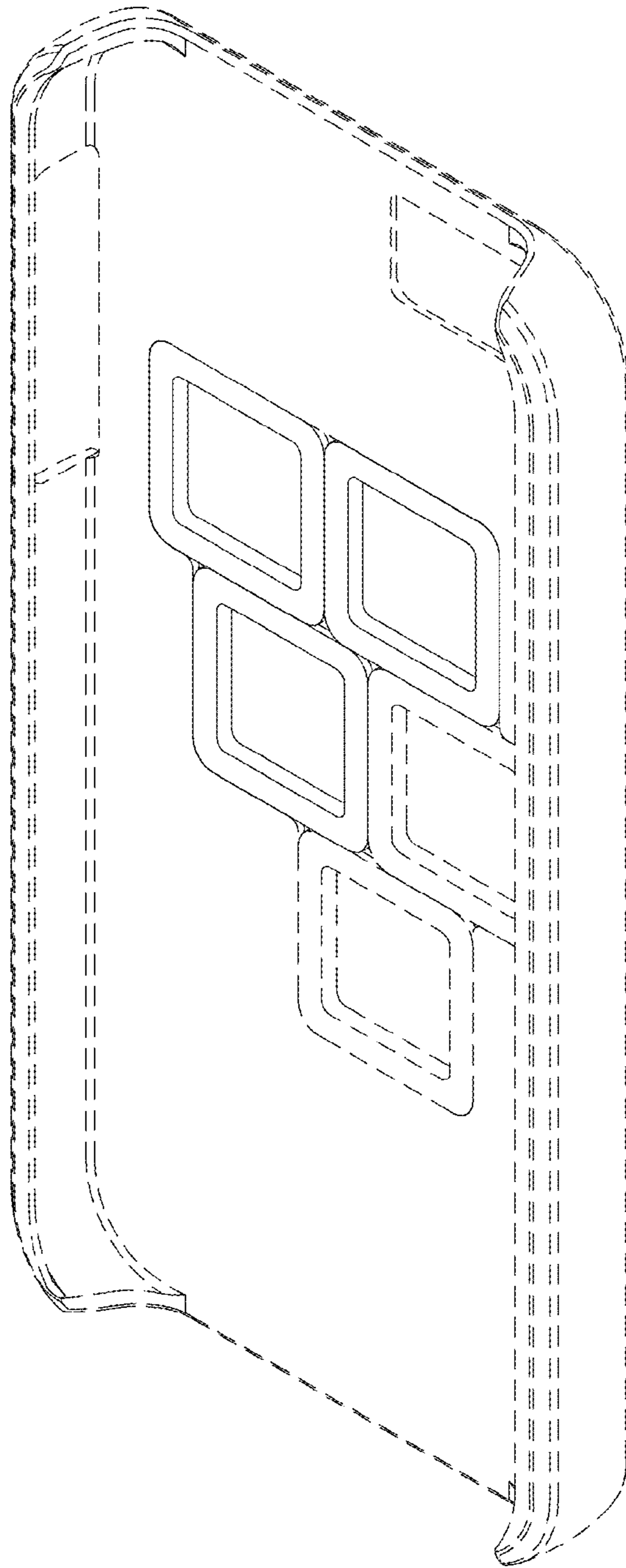


FIG. 2

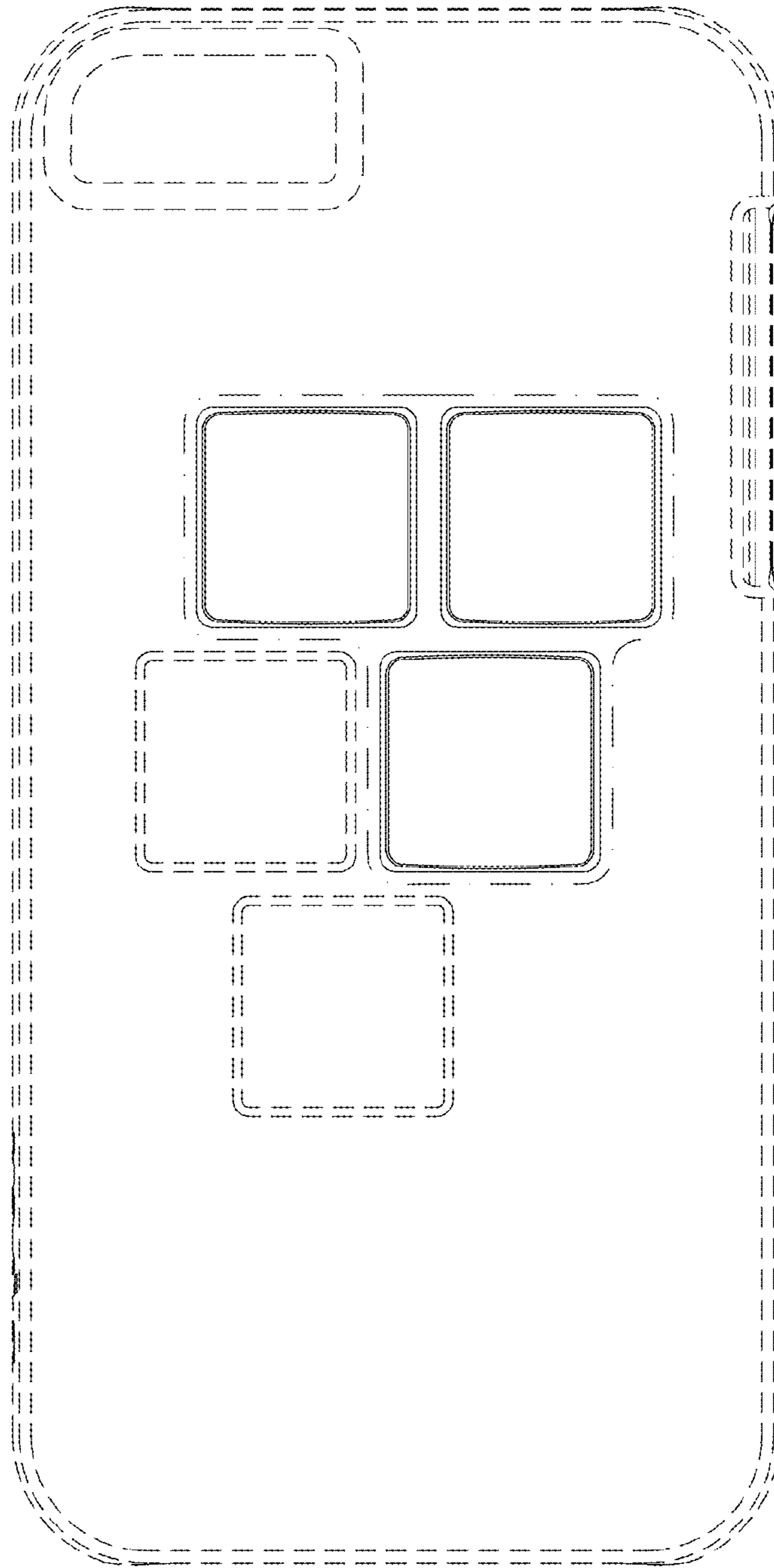


FIG. 3

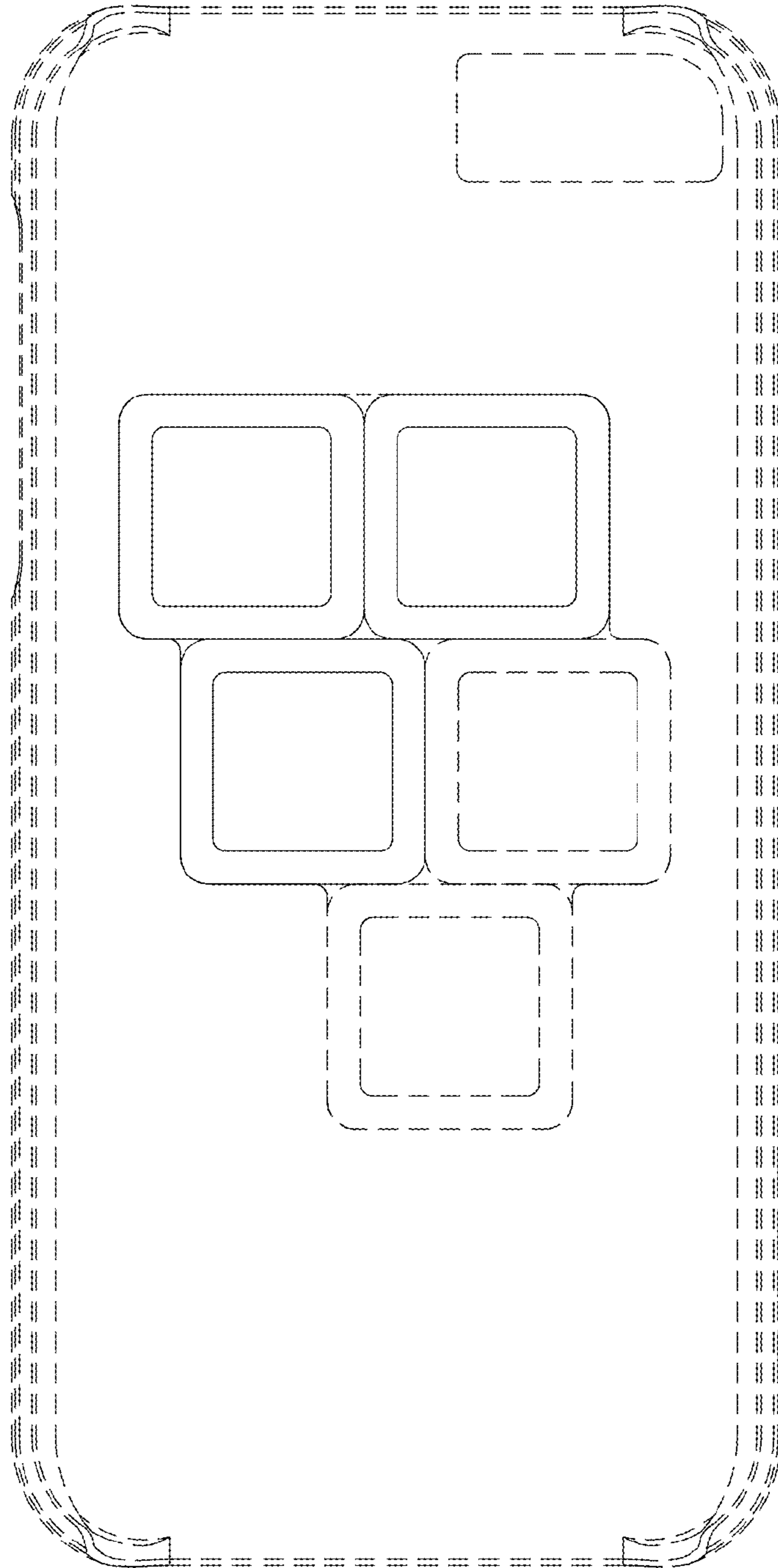


FIG. 4




FIG. 5



FIG. 6

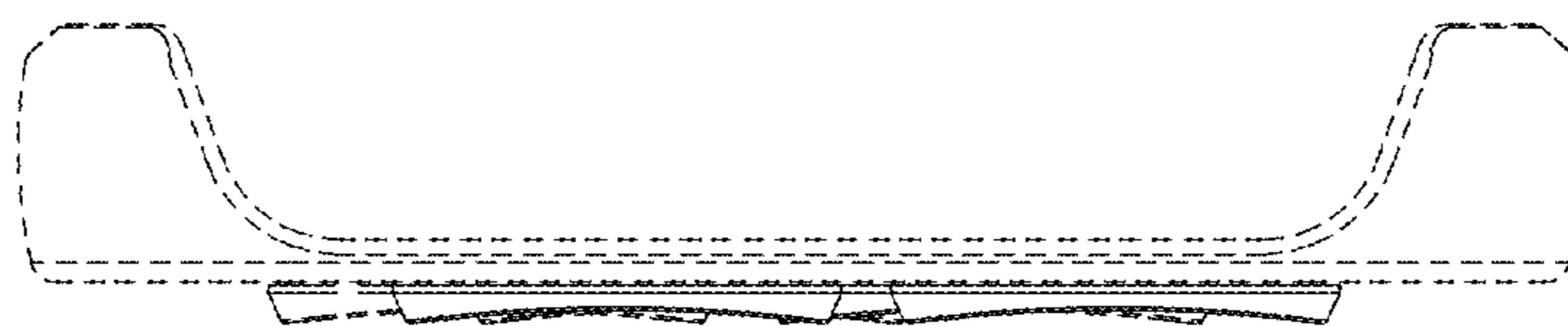


FIG. 7




FIG. 8